



Evaluating stock status of shortfin mako (*Isurus oxyrinchus*) in southern Java and West Nusa Tenggara, Indonesia, using length-based approach

Umi Chodrijah^{1,*}, Tirtadanu¹, Bram Setyadji^{1,2}, Prihatiningsih¹, Dian Novianto¹, Fayakun Satria¹, Lilis Sadiyah¹, Ririk Kartika Sulistyaningsih¹, Hety Hartaty¹

¹ Fisheries Research Centre, National Research and Innovation Agency (BRIN), Bogor 16911, Indonesia

² Department of Earth, Ocean and Ecological Sciences, School of Environmental Sciences, University of Liverpool, Liverpool 0151, UK

Abstract

The high economic value and demand for shark fin have significantly increased the vulnerability of the shortfin mako shark (*Isurus oxyrinchus* Rafinesque, 1810) population in the Indian Ocean, particularly in the southern region of Java and West Nusa Tenggara. This study utilized a length-based assessment method to evaluate the stock status of *I. oxyrinchus*. Over a span of eight years (2013–2021), data on length frequency and sex composition were collected. The length-based spawning potential ratio (SPR) was employed to investigate the stock status of the fishery. The findings revealed that *I. oxyrinchus* exhibited a large body size, with an asymptotic length estimated at 386.86 cm total length and a growth coefficient of 0.04/year. Females were more frequently captured than males, and evidence indicated a declining trend in the size of female sharks. A low SPR value of approximately 6% indicated the overfishing condition of mako shark. To ensure the sustainability of the shortfin mako shark population in the Indian Ocean, it is essential to develop effective management strategies through integrated cooperation among the government, fishers, traders, shark industries, and local communities.

Keywords: Fisheries, Management strategies, Overfishing, Spawning potential ratio

Introduction

Shark species within the Lamnidae family exhibit heightened vulnerability compared to other shark species, attributed to various biological traits, including slow growth, a protracted reproductive cycle, and low fecundity (Brooks et al., 2010; Campana et al., 2005; Semba et al., 2011). The 18th Conference of the Par-

ties of the Convention on International Trade in Endangered Species of Wild Fauna and Flora (CITES) in September 2019 added two mako sharks species to Appendix II, which is longfin mako sharks (*Isurus paucus*) and shortfin mako shark (*Isurus oxyrinchus*) (Sellheim, 2020). The later also designated as an endangered species by the International Union for the Conservation of Nature and Natural Resources. The main reason was the

Received: Jan 17, 2024 Revised: Apr 3, 2024 Accepted: Jun 3, 2024

*Corresponding author: Umi Chodrijah

Fisheries Research Centre, National Research and Innovation Agency (BRIN), Bogor 16911, Indonesia

Tel: +62-81119333639, E-mail: umi_chodrijah@yahoo.co.id

This is an Open Access article distributed under the terms of the Creative Commons Attribution Non-Commercial License (<http://creativecommons.org/licenses/by-nc/4.0/>) which permits unrestricted non-commercial use, distribution, and reproduction in any medium, provided the original work is properly cited.

Copyright © 2024 The Korean Society of Fisheries and Aquatic Science

rapid declines above 96% in the Mediterranean, with projected of 60% in the North Atlantic and 41.6% in the Indian Ocean over the next decade (CITES, 2019).

Shortfin mako sharks is categorized as active and fast swimmers species that migrate widely in tropical and temperate waters above 16°C. (Barreto et al., 2016; Compagno, 2001). As a fisheries commodity with a high economic value, shortfin mako shark particularly vulnerable to overfishing (Ferretti et al., 2008; Musick et al., 2000). Moreover, the shortfin mako shark is a bycatch of fishing methods such as long lines (Sulaiman et al., 2018; Wu et al., 2021) and gillnet in Indonesia (Prihatiningsih et al., 2018). The overfishing condition, slow growth, and low fecundity caused the mako shark to be highly vulnerable to stock depletion, resulting in massive economic losses in the fisheries industries.

Biological characteristics (including length of maturity, asymptotic length, and coefficient of growth) and stock status information are crucial for managing shark fisheries (Yokoi et al., 2017). The stock status required growth information that can be estimated using aging through the hard part of fish such as otolith, vertebral, or spine. However, using these methods is expensive. Alternatively, length (size) data can be used to estimate the growth parameter and predict stock status. Some information on the age and growth of mako sharks have been reported using vertebral analysis, revealing a slow growth and needing a long period to reach maturity (Groeneveld et al., 2014; Semba et al., 2009). Moreover, some previous studies have reported the overfishing condition for some species of sharks in the Indian Ocean, such as a study on *Sphyrna lewini* using four years of size data from 2013 to 2016, *Alopias pelagicus* using two years of size data from 2015 to 2016 and *Prionace glauca* using two years of size data from 2019 to 2020 (Chodrijah et al., 2021; Chodrijah & Faizah, 2021a, 2021b).

The latest study with multiple years of size data is essential to evaluate the stock status of shark fisheries in the Indian Ocean, especially in the south of Java and West Nusa Tenggara waters. A length-based spawning potential ratio (SPR) can be used to study the stock status and to investigate an optimal fishing level for the exploited stock (Hordyk et al., 2016). This study used a length-based assessment to evaluate the stock status of *I. oxyrinchus* by using eight years of data to develop a management strategy for shark fisheries. Hopefully, the findings will contribute to sustainable fishing practices, ensuring the preservation of shark populations and the long-term health of the marine ecosystem.

Materials and Methods

Data collection

A daily scientific monitoring program was conducted from mid-2013 to 2021 (except for 2017) in the Cilacap Ocean Fishing Port, Central Java, and Tanjung Luar landing site, West Nusa Tenggara to collect biological information on the shortfin mako shark (*I. oxyrinchus*) (Fig. 1). Each shark landed was measured on-site as total length (TL) to the nearest lower cm, weighed as total weight in kg, maturity stage recorded, and sex based on the clasper presence. There was 1,386 length frequency information obtained during the study, comprised of 859 females and 527 males.

Biological parameters

The annual sex ratio of *I. oxyrinchus* was analyzed with the chi-square test to identify the number between males and females. A histogram was performed on the annual TL frequency data. The length at first maturity followed White (2007) was 185 cm TL for male. As for females, L_{m50} was at 248 cm.

The growth of *I. oxyrinchus* can exhibit seasonal fluctuations caused by environmental factors, including variations in water temperature throughout different seasons. To account for this seasonal pattern, the standard von Bertalanffy growth function (VBGF) can be modified by introducing a seasonal oscillation as described by (Somers et al., 1987):

$$L_t = L_{inf} \left\{ 1 - e^{-[K(t-t_0)+S(t)-S(t_0)]} \right\} \quad (1)$$

L_t is the total length at age t ; L_{∞} is asymptotic length; K is the growth coefficient; t_0 is theoretical age at zero length.

Since *I. oxyrinchus* do not change sex during their life cycle and exhibit sexual dimorphism in size, indicating distinguishable growth patterns (Tsai et al., 2014), the seasonal VBGF were applied to males and females separately using the electronic length frequency analysis (ELEFAN) in TropFishR packages from the R version 4.2 (Mildenberger et al., 2017).

The theoretical age at length zero (t_0) of *I. oxyrinchus* was calculated using Pauly (1983) equation:

$$\log(-t_0) = (-0.3922) - 0.2752 \log(L_{\infty}) - 1.038 \log(K) \quad (2)$$

The asymptotic length (L_{∞}) and growth rate (K) were used to estimate the natural mortality of *I. oxyrinchus*. The natural mortality was estimated based on the equation (Then et al., 2015):

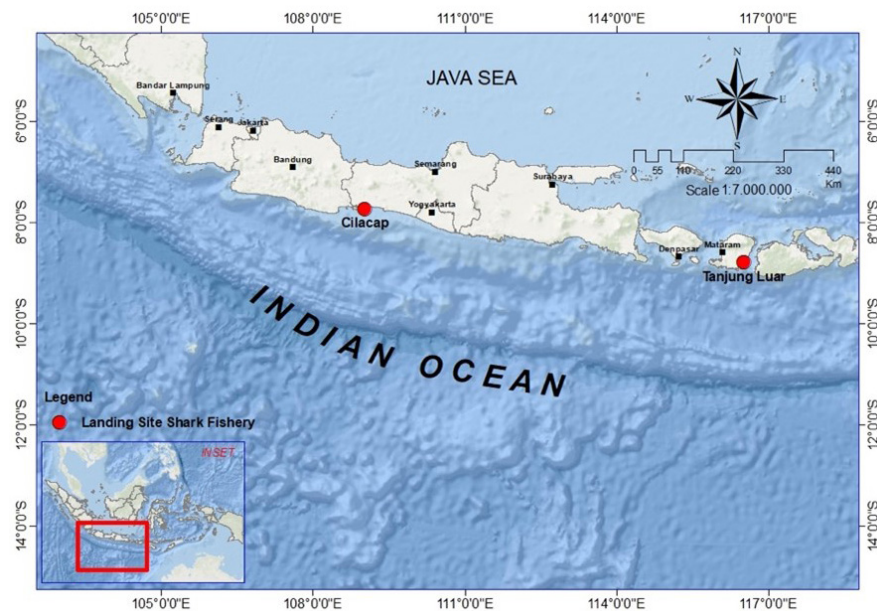


Fig. 1. Sampling sites of the shortfin mako (*Isurus oxyrinchus*) caught from the Indian Ocean, South of Java and West Nusa Tenggara.

$$M = 4.188K^{0.73} L_{\infty}^{-0.33} \tag{3}$$

Moving average (MA) and the optimum number of bins (OBS) settings can significantly affect the scoring of the growth curve (Mildenberger et al., 2017). Therefore, the calculation of OBS follows Wang et al. (2020), where $OBS = 0.23 \times L_{max}^{0.6}$, resulting in 7 and 8-bin for males and females, respectively. As for MA, aside from the default setting in FISAT II (Gayanilo et al., 2005), i.e., a width of 5 bins. The other scenarios were also tested as sensitivity, with 7, 9, and 11-bin cohort widths.

Stock status

The length-based SPR is one of various tools for investigating the status of fisheries stock. The SPR of *I. oxyrinchus* in this study was estimated using the LBSPR package in the R program with some input parameters: length-frequency data, M/K ratio, and length at maturity (Hordyk et al., 2016; Mildenberger et al., 2017; R Core Team, 2023). The length at selectivity and F/M were measured based on the outputs of the length-based spawning potential ratio (LB-SPR) packages in the R program. The 40% SPR was used as a reference point for the optimal stock of the shortfin mako shark, borrowing from Northwest Atlantic (Tsai & Huang, 2022).

Results

Sex ratio and length composition

The sex ratio between males and females of *I. oxyrinchus* was 1:1.63, indicating that the proportion of female shortfin mako sharks was significantly higher than that of males. The pattern happened throughout the years of observation, except for 2013. The size ranged from 25–363 cm TL for females and 69–310 cm TL for males, with the mean size around 192.35 ± 41.61 cm TL and 195.72 ± 35.72 cm TL (Table 1).

Referring to the study of White (2007), where males matured at 185 cm TL and females at 250 cm, therefore, almost all female specimens (92%) were found to be immature, while only around one-third of the males sampled (34%) were already mature (Fig. 2).

Estimates of growth parameters and natural mortality

MA did affect the estimation of asymptotic length (L_{∞}) and growth coefficient (K) under various sexes (male, female, and pooled) and methods scenarios (genetic algorithm [GA] and simulated annealing [SA]). Generally, the lower the MA, the higher the goodness of fit (R_n max) value. Based on the highest R_n max value, MA = 5 best fit this species. However, between the two methods, SA gave a higher value of L_{∞} (~50 cm TL)

Table 1. Summary of the number of samples, sex ratio, and total length profiles of males and females shortfin mako (*Isurus oxyrinchus*) from 2013 to 2021

Year	Males					Females					Sex Ratio (M:F)		
	n	Min	Max	Mean	SD	n	Min	Max	Mean	SD	Ratio	X ²	Comparison (p = 95%)
2013	30	103	237	192.23	28.72	28	144	291	206.8	34.4	1:0.93	0.07	Equal
2014	145	120	283	198.32	33.88	152	127	335	201.9	40.1	1:01.05	0.16	Equal
2015	77	116	269	195.34	34.19	115	89	290	200.7	36.9	1:1.49	7.52	Unequal
2016	43	134	278	208.07	32.1	50	112	310	192.2	41.2	1:1.16	0.53	Equal
2018	42	140	274	197.82	29.13	63	105	305	198.9	41	1:1.5	4.2	Unequal
2019	112	69	310	188.44	44.23	228	70	305	180.4	42.7	1:2.03	39.6	Unequal
2020	58	122	266	194.29	34.88	152	70	326	188.4	43.1	1:2.62	42.1	Unequal
2021	20	138	252	197.45	27.42	71	123	363	193.9	39.4	1:3.55	28.6	Unequal
Total	527	69	310	195.72	35.72	859	70	363	192.4	41.6	1:1.63	79.5	Unequal

M, male; F, female.

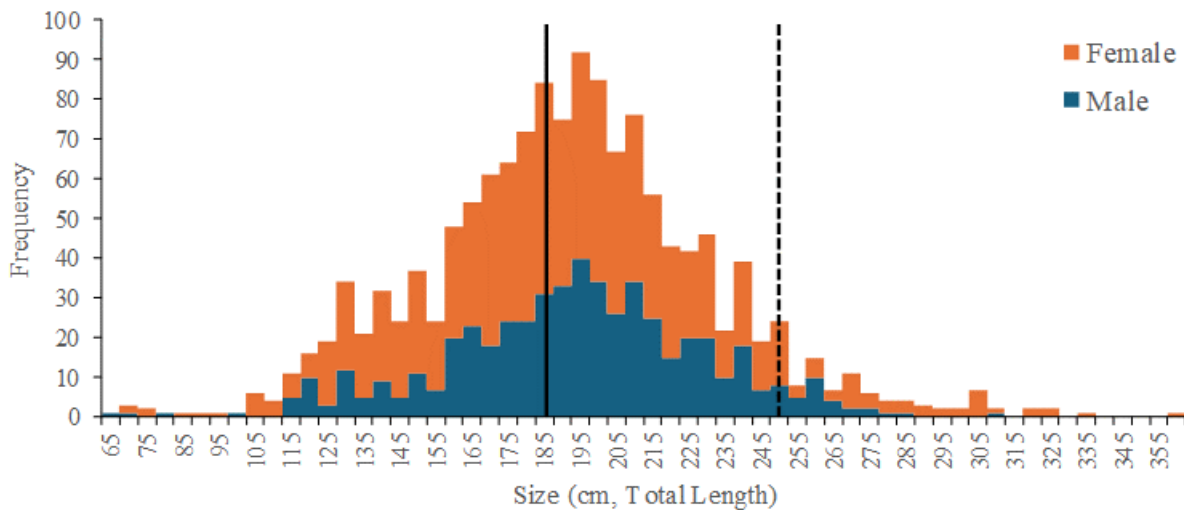


Fig. 2. The size frequency distribution of shortfin mako shark (*Isurus oxyrinchus*) from 2013 to 2021 (aggregated). The dashed line indicates the L_{m50} threshold for female sharks, while the straight line is for male specimens.

but a lower K (~0.01) than the GA. Using SA, the growth rates (K) ranged from 0.0368 to 0.1196 /year. Using SA, the growth rates (K) ranged from 0.0368 to 0.1196 /year. GA gives a higher growth rate, implying more rapid growth and a shorter lifespan than SA. Since SA tended to produce larger uncertainties, thus, GA was picked as the best option to analyze this species because it created a more plausible growth parameter. The L_{∞} and the K of *I. oxyrinchus* for females, males, and pooled sex based on the highest R_n value were 392.54, 344.34, 386.86 cm TL and 0.0368, 0.0477, 0.0396 /year, respectively (Table 2).

The theoretical age (t_0), when the shark has zero length, was -4.02, -3.19, and -3.75 years for females, males, and pooled

sex, respectively. Male sharks attained their length at first maturity ($L_{m50} = 185$ cm) at 14 years, and female sharks attained their length at first maturity ($L_{m50} = 248$ cm) at 23 years (Fig. 3). The maximum age of males and females sampled in this study was estimated up to 66 and 45 years. The natural mortality (M) for females, males, and combined sexes were estimated at around 0.0524, 0.066, and 0.0555 /year, respectively.

Spawning potential ratio

The length-based SPR used some inputs parameters, including the length-frequency data, asymptotic length (L_{∞}) as 386.86 cm TL, the fishing mortality and natural mortality ratio (M/K) as

Table 2. Parameters of the seasonal oscillation von Bertalanffy growth function for male, female, and pooled sex shortfin mako shark (*Isurus oxyrinchus*) estimated by ELEFAN using genetic algorithm (GA) and simulated annealing (SA)

Sex	MA	GA			SA		
		L_{∞}	K	R_n max	L_{∞}	K	R_n max
Female	5	392.54	0.0368	0.55	449.95	0.0257	0.54
Female	7	418.18	0.0479	0.48	429.57	0.0338	0.49
Female	9	377.14	0.0479	0.40	426.31	0.0348	0.42
Female	11	395.87	0.0491	0.40	386.40	0.0644	0.44
Male	5	344.34	0.0477	0.53	392.30	0.0278	0.56
Male	7	347.24	0.0441	0.53	382.09	0.0398	0.51
Male	9	367.05	0.0739	0.48	365.98	0.0500	0.53
Male	11	313.34	0.1196	0.49	360.66	0.0843	0.54
Pooled	5	386.86	0.0396	0.42	456.20	0.0289	0.44
Pooled	7	322.58	0.0822	0.35	407.45	0.0533	0.38
Pooled	9	372.21	0.0879	0.30	437.27	0.0440	0.32
Pooled	11	385.34	0.0569	0.34	445.17	0.0441	0.34

MA, moving average; L_{∞} , asymptotic length; K, growth coefficient; R_n max, the maximum goodness of fit.

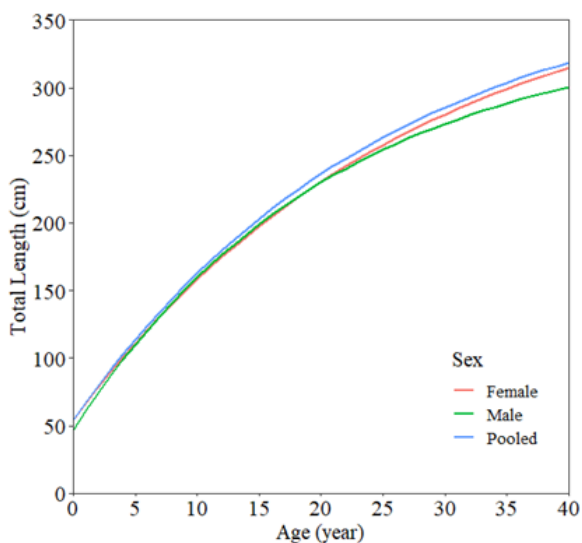


Fig. 3. The best-fit von Bertalanffy growth function growth functions for estimated length-at-age data for shortfin mako sharks (*Isurus oxyrinchus*) for females, males, and both sexes combined.

1.4, length at 50% maturity (L_{m50}) as 248 cm TL and length at 95% maturity (L_{m95}) as 370 cm TL. The selectivity (SL_{50}) of *I. oxyrinchus* caught by longline in the Indian Ocean gradually

decreased from 181.78 to 160.84 (Fig. 4). The F/M ratio was much higher than one, ranging from 2.48 to 4.53. The yearly SPRs from 2013 to 2021 are around 4% to 8%, with the SPR of 6% in 2021.

Some uncertainties in the SPRs were driven by the variation of some life history parameters, including asymptotic length (L_{∞}), growth rate (K) and natural mortality (M). The lower value of asymptotic length will impact the higher estimates of the SPRs. Among all the variations of asymptotic lengths and growth rates, the SPRs from 2013 to 2021 ranged from 0.02 to 0.14 (Table 3). The SPR of *I. oxyrinchus* in 2021 was 0.05 ± 0.02 (mean \pm SD).

Discussion

The size distribution of shortfin mako shark in the Indian Ocean south of Java, Bali, and Nusa Tenggara ranged from 69 to 363 cm TL which is relatively similar to other areas reported worldwide. Barreto et al. (2016) found the size of the mako shark ranging from 73 to 296 cm TL, captured by longlines in Brazilian waters. However, Varghese et al. (2017) found a smaller size ranging from 70 to 269 cm TL in the Eastern Arab Sea. Interestingly, this study found that the mean size of female *I. oxyrinchus* tends to decrease along observation time, similar to what Roff et al. (2018) reported in Australia. A declining size in some commercial fisheries can be the impact of overfishing and low gear selectivity, as is the case for reef fishes in the Java Sea (Tirtadanu et al., 2023). Continuously high fishing pressure in a proximity area could cause local stock depletion of this species, resulting in a shrinking size.

The proportion of female *I. oxyrinchus* was almost twice as much as the male, which indicated an unbalanced sex ratio. The overall sex ratio of shortfin mako shark in the Moroccan Central Atlantic Coast tends towards equilibrium (Alahyene et al., 2022). Chodriyah et al. (2021) also found a similar situation for thresher sharks in the same fishing ground. The dominance of female shortfin mako sharks around Nusa Tenggara suggests a potential spawning ground for pelagic sharks. However, further research is necessary to confirm this hypothesis. In general, the unbalanced sex ratio could increase sharks' vulnerability. The high fishing pressure on the female shark can obstruct the spawning biomass and stock-recruitment process.

Some studies have reported the growth parameters of *I. oxyrinchus* in some areas, with the asymptotic length ranging from 285 to 387 cm TL and the growth rate (K) ranging from

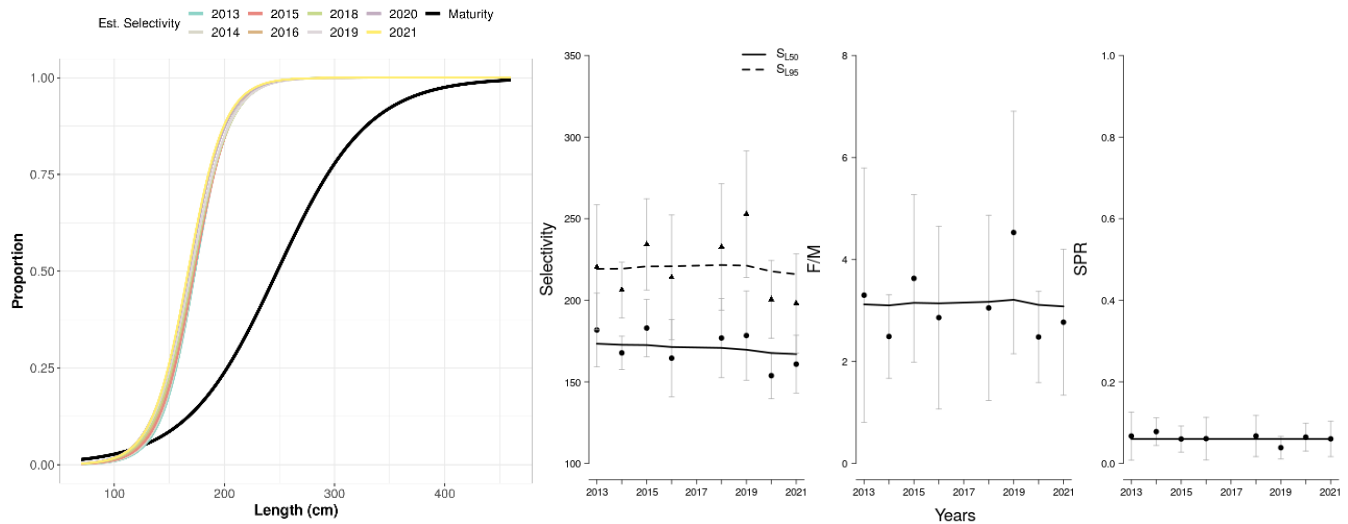


Fig. 4. Selectivity, F/M ratio, and spawning potential ratio (SPR) of shortfin mako shark (*Isurus oxyrinchus*) in the Indian Ocean, Southern Java, Bali, and Nusa Tenggara.

Table 3. Uncertainties of spawning potential ratios (SPRs) based on some variations of asymptotic length (L_{∞}), growth rate (K) and natural mortality (M) for shortfin mako sharks (*Isurus oxyrinchus*)

L_{∞} (cm)	K (/year)	M (/year)	M/K	SPR											
				2013	2014	2015	2016	2018	2019	2020	2021				
392.54	0.0368	0.0524	1.42	0.06	0.07	0.06	0.06	0.06	0.04	0.06	0.06	0.06			
418.18	0.0479	0.0622	1.30	0.04	0.05	0.04	0.04	0.04	0.02	0.07	0.03	0.03			
377.14	0.0479	0.0643	1.34	0.07	0.08	0.06	0.06	0.07	0.04	0.07	0.06	0.06			
395.87	0.0491	0.0645	1.31	0.05	0.06	0.05	0.05	0.05	0.03	0.05	0.05	0.05			
386.86	0.0396	0.0555	1.40	0.07	0.08	0.06	0.06	0.07	0.04	0.06	0.06	0.06			
322.58	0.0822	0.1005	1.22	0.11	0.14	0.10	0.11	0.12	0.06	0.12	0.11	0.11			
372.21	0.0879	0.1006	1.14	0.06	0.07	0.05	0.05	0.06	0.03	0.05	0.05	0.05			
385.34	0.0569	0.0724	1.27	0.06	0.07	0.05	0.05	0.06	0.03	0.05	0.05	0.05			
449.95	0.0257	0.0385	1.50	0.04	0.04	0.03	0.03	0.04	0.02	0.04	0.03	0.03			
429.57	0.0338	0.0478	1.41	0.04	0.05	0.04	0.04	0.04	0.02	0.04	0.04	0.04			
426.31	0.0348	0.0489	1.41	0.04	0.05	0.04	0.04	0.04	0.02	0.04	0.04	0.04			
386.40	0.0644	0.0792	1.23	0.05	0.06	0.05	0.05	0.05	0.03	0.05	0.05	0.05			
456.20	0.0289	0.0418	1.45	0.03	0.04	0.03	0.03	0.03	0.02	0.03	0.03	0.03			
407.45	0.0533	0.0678	1.27	0.04	0.05	0.04	0.04	0.04	0.02	0.04	0.04	0.04			
437.27	0.0440	0.0576	1.31	0.03	0.04	0.03	0.03	0.03	0.02	0.03	0.03	0.03			
445.17	0.0441	0.0573	1.30	0.03	0.03	0.03	0.03	0.03	0.02	0.03	0.03	0.03			
Mean				0.05	0.06	0.05	0.05	0.05	0.03	0.05	0.05	0.05			
± SD				0.02	0.03	0.02	0.02	0.02	0.01	0.02	0.02	0.02			

0.01 to 0.16 /year (Table 4). Previous studies have mentioned an indication of sexual dimorphism in *I. oxyrinchus*, where females tend to have a larger size than males (Groeneveld et al., 2014; White, 2007). This study also found similar conditions where

the size of females ($L_{\infty} = 392.54$) was larger than males ($L_{\infty} = 344.34$). The estimated asymptotic length (L_{∞}) in this study was higher than in the Pacific and Atlantic Oceans. However, the growth coefficient (K) was relatively similar to vertebrae studies.

Table 4. Growth parameters of shortfin mako shark (*Isurus oxyrinchus*) in some areas

Area	Length (cm)	L_{∞} (cm)	K (/year)	Source	Methods
North Atlantic	253–366 (FL)	366 (FL)	0.08–0.12	Natanson et al. (2006)	Vertebrae
Western Atlantic	73–296 (FL)	340 (FL)	0.04–0.13	Barreto et al. (2016)	Vertebrae
Central Atlantic	60–317 (TL)	313 (TL)	0.15	Alahyene et al. (2021)	Length frequency
North Pacific	73–330 (PCL)	340 (PCL)	0.09–0.16	Semba et al. (2009)	Vertebrae
Pacific, Chile	69–300 (TL)	296 (TL)	0.07–0.08	Cerna & Licandeo (2009)	Vertebrae
New Zealand	100–347 (FL)	302 (FL)	0.01–0.05	Bishop et al. (2006)	Vertebrae
Southwest Indian Ocean	91–311 (FL)	285 (FL)	0.11	Groeneveld et al. (2014)	Vertebrae
Indian Ocean, South Java	69–325 (TL)	387 (TL)	0.04	Present study	Length frequency

FL, fork length; TL, total length; PCL, precaudal length.

Shortfin mako shark has a large body size and slow growth that increase the vulnerability of this species to overfishing (Cortés et al., 2010). Moreover, the shortfin mako shark needs a lot of time to reach the length at first maturity. Thus, immature specimens dominated the samples.

The suspicion of overfishing could be seen in the F/M ratio, which, in this study, was higher than the optimal condition. Gulland (1983) suggested equal fishing and natural mortality values ($F/M = 1$) as the threshold for optimal fisheries conditions. Overfishing was the main factor resulting in the depletion of sharks globally, driven by the high demand and the high economic values of shark fins (Dulvy et al., 2021). Moreover, the evidence of the declining mean body size of the female *I. oxyrinchus* from this study can be the impact of the overfishing condition on shark fisheries. The continuing shark fishing condition will increase the risk of the mako shark extinction in the Indian Ocean, southern Java.

The high-fishing pressure of shark fisheries in the Indian Ocean has caused low spawning stock biomass, called recruitment overfishing conditions. It was indicated from the SPR in 2021 ($SPR_{cur} = 6\%$), which is less than the target reference of 40%. Moreover, the high catch intensity of immature sharks (indicated by low SPR value) was also reported in some areas in Indonesian waters: *S. lewini* in Lampung was 16%, and *Carcharinus sealei* in the Arafura Sea was 23% (Nugraha et al., 2023; Nurdin et al., 2023). If the fishing pressure continues at its current state, it will collapse shark stocks in the future.

Some management measures are critical to maintaining the sustainability of shark fisheries. Tuna RMFOs have banned shark fishing and shark finning with overfishing status, while CITES limit shark trading of particular species categorized in Appendix II. Porcher & Darvell (2022) suggested the protection

of shark and their habitats, followed by the international agreement on their conservation. However, defining a dedicated marine protected area for highly migratory species like mako sharks will be challenging since the area has been a traditional shark fishing ground for artisanal longliners. While applying a minimum catch size might not be an effective management measure, a strict catch/trading quota (TAC) could be effective as long as it is followed by cooperative management among governments, fishers, traders, shark industries, and the local community which aimed to maintain its sustainability.

The current regulation of shark fisheries management is related to the *I. oxyrinchus* fishery TAC (Total Allowable Catch) of 320 fish/year for West Nusa Tenggara province with a minimum landing size of 250 cm based on Ministerial Regulation No. 21/2021. In fact, with this management, *I. oxyrinchus* is still in an overfished recruitment condition with an SPR of only 6%. By comparing the current SPR of 6% with the reference 40% SPR, reducing the TAC of *I. oxyrinchus* to 48 fish/year is necessary. In addition, the policy must be implemented successfully and MCS (Monitoring, Controlling and Surveillance) system is also critical to prevent IUU fishing in shark fisheries. Institutional strengthening and government regulations related to shark conservation must be well-socialized in the community (Sulaiman & Triharyuni, 2021). Simmons & Mehmet (2018) also suggested listening local communities and adopting policy communication in developing sustainable shark management. To maintain the economy of traditional fishers, governments must provide other job alternatives to replace mako shark fisheries. Strong integration between the government, local communities and the shark industry is critical to successfully implementing sustainable shark management policies.

The length-based approach method has its limitations.

Samples obtained from two landing sites, representing Industrial (Cilacap) and artisanal (Tanjung Luar), are mainly from longline gear, potentially introducing a selectivity bias (Punt et al., 2014), resulting in a dominance of immature fishes in the samples. Broader sampling across various sites could improve assessment accuracy and capture population dynamics more effectively, providing a better representation. Kell et al. (2022) suggested that length-based indicators are more effective for long-lived species with slow growth rates, which is in line with species of interest in this study. They perform better when the focus is on protecting mature fish rather than immature ones, and they are more adept at indicating trends than quantifying harvest levels, even amidst uncertainty about population dynamics over time. Another limitation is that the length-based approach assumes the stock should be in equilibrium. Moreover, the growth rate and natural mortality should be constant (Chong et al., 2019). Therefore, the uncertainty of the spawning stock biomass (SSB) is crucial to investigate the sensitivity and to avoid the over-estimate of SSB, which leads to mismanagement. This study used some variations of asymptotic length, growth rate and natural mortality to understand the sensitivity of the SPR. Among all the variations of those life history parameters, the SPRs from 2013 to 2021 ranged from 0.02 to 0.14, with the mean SPR in 2021 being 0.05 ± 0.02 (mean \pm SD). However, all of the estimations among the scenarios were much lower than the optimal condition of 40% SPR, indicating a high recruitment overfishing condition. If the fishing effort of *I. oxyrinchus* continues at this current level, the stock will collapse due to the collapse of the spawning stock biomass, with no recruitment. Some management effort options are crucial to maintaining sustainability, e.g., fishing gear regulation, critical habitat protection, fishing location regulation of fishing season and awareness raising. Furthermore, future studies must highlight specific management recommendations for optimal catch limit, sustainable fishing gear modification, and closure regulations based on area and season.

Competing interests

No potential conflict of interest relevant to this article was reported.

Funding sources

This study was supported by Ministry of Marine Affairs and the Fisheries Republic of Indonesia, National Research and Innovation Agency (BRIN) and Ministry of Funding (RIIM 3), grant

number 12/II.7/HK/2023.

Acknowledgements

The authors thank the Research Institute for Marine Fisheries head, the Ministry of Marine Affairs, and the Fisheries Republic of Indonesia for facilitating this research. In addition, we thank all the staff in the Cilacap fisheries port and Tanjung Luar landing site for helping with the data collection process in this research. All authors contributed equally to constructing the paper.

Availability of data and materials

Upon reasonable request, the datasets of this study can be available from the corresponding author.

Ethics approval and consent to participate

Not applicable.

ORCID

Umi Chodrijah	https://orcid.org/0000-0002-2895-0177
Tirtadanu	https://orcid.org/0000-0003-1572-9462
Bram Setyadji	https://orcid.org/0000-0002-0647-160X
Prihatiningsih	https://orcid.org/0000-0003-0068-4425
Dian Novianto	https://orcid.org/0000-0002-9530-8205
Fayakun Satria	https://orcid.org/0009-0009-9286-8029
Lilis Sadiyah	https://orcid.org/0000-0002-7888-3101
Ririk Kartika Sulistyarningsih	https://orcid.org/0000-0003-2320-560X
Hety Hartaty	https://orcid.org/0000-0001-5550-1855

References

- Alahyene J, Chiahou B, El Habouz H, Ben-Bani A. Sex ratio and male maturity for shortfin mako shark in the Moroccan central Atlantic coast. *Croatian J Fish.* 2022;80:67-75.
- Alahyene J, Chiahou B, El Habouz H, Mekyassi B, Ben-bani A. The growth parameters of the mako shark *Isurus oxyrinchus* (Rafinesque, 1810) in the Moroccan central Atlantic coast. *Egypt J Aquat Biol Fish.* 2021;25:119-36.
- Barreto RR, de Farias WKT, Andrade H, Santana FM, Lessa R. Age, growth and spatial distribution of the life stages of the shortfin mako, *Isurus oxyrinchus* (Rafinesque, 1810) caught in the western and central Atlantic. *PLOS ONE.* 2016;11:e0153062.
- Bishop SDH, Francis MP, Duffy C, Montgomery JC. Age,

- growth, maturity, longevity and natural mortality of the shortfin mako shark (*Isurus oxyrinchus*) in New Zealand waters. *Mar Freshw Res.* 2006;57:143-54.
- Brooks EN, Powers JE, Cortés E. Analytical reference points for age-structured models: application to data-poor fisheries. *ICES J Mar Sci.* 2010;67:165-75.
- Campana SE, Marks L, Joyce W. The biology and fishery of shortfin mako sharks (*Isurus oxyrinchus*) in Atlantic Canadian Waters. *Fish Res.* 2005;73:341-52.
- Cerna F, Licandeo R. Age and growth of the shortfin mako (*Isurus oxyrinchus*) in the south-eastern Pacific off Chile. *Mar Freshw Res.* 2009;60:394-403.
- Chodriyah U, Faizah R. Biology aspect and parameter population the scalloped hammerhead (*Sphyrna lewini* Griffith & Smith, 1834) caught from coastal fisheries in the eastern Indian Ocean. *IOP Conf Ser Earth Environ Sci.* 2021a;777:012009.
- Chodriyah U, Faizah R. Population parameter, size distribution and sex ratio of the blue shark (*Prionace glauca* Linnaeus, 1758) caught in the southern of Nusa Tenggara. *IOP Conf Ser Earth Environ Sci.* 2021b;890:012054.
- Chodriyah U, Lestari P, Prihatiningsih, Tirtadanu. Growth estimates of pelagic thresher shark (*Alopias pelagicus* Nakamura, 1935) in the Indian Ocean Southern Java waters. *IOP Conf Ser Earth Environ Sci.* 2021;674:012009.
- Chong L, Mildenerger TK, Rudd MB, Taylor MH, Cope JM, Branch TA, et al. Performance evaluation of data-limited, length-based stock assessment methods. *ICES J Mar Sci.* 2019;77:97-108.
- Compagno LJV. *Sharks of the World: an annotated and illustrated catalogue of shark species known to date.* Bullhead, Mackerel and Carpet sharks (Heterodontiformes, Lamniformes and Orectolobiformes). Rome: Food and Agriculture Organization [FAO] of the United Nations; 2001.
- Convention on International Trade in Endangered Species of Wild Fauna and Flora [CITES]. Consideration of proposals for amendment of appendices I and II. Colombo: CITES; 2019.
- Cortés E, Arocha F, Beerkircher L, Carvalho F, Domingo A, Heupel M, et al. Ecological risk assessment of pelagic sharks caught in Atlantic pelagic longline fisheries. *Aquat Living Resour.* 2010;23:25-34.
- Dulvy NK, Pacoureau N, Rigby CL, Pollom RA, Jabado RW, Ebert DA, et al. Overfishing drives over one-third of all sharks and rays toward a global extinction crisis. *Curr Biol.* 2021;31:4773-87.E8.
- Ferretti F, Myers RA, Serena F, Lotze HK. Loss of large predatory sharks from the Mediterranean Sea. *Conserv Biol.* 2008;22:952-64.
- Gayanilo FC, Sparre P, Pauly D. *FAO-ICLARM stock assessment tools II: user's guide.* Rome: Food and Agriculture Organization [FAO]; 2005.
- Groeneveld JC, Cliff G, Dudley SFJ, Foulis AJ, Santos J, Wintner SP. Population structure and biology of shortfin mako, *Isurus oxyrinchus*, in the south-west Indian Ocean. *Mar Freshw Res.* 2014;65:1045-58.
- Gulland JA. *Fish stock assessment: a manual of basic methods.* 1st ed. Chichester: John Wiley & Sons; 1983.
- Hordyk AR, Ono K, Prince JD, Walters CJ. A simple length-structured model based on life history ratios and incorporating size-dependent selectivity: application to spawning potential ratios for data-poor stocks. *Can J Fish Aquat Sci.* 2016;73:1787-99.
- Kell LT, Minto C, Gerritsen HD. Evaluation of the skill of length-based indicators to identify stock status and trends. *ICES J Mar Sci.* 2022;79:1202-16.
- Mildenerger TK, Taylor MH, Wolff M. TropFishR: an R package for fisheries analysis with length-frequency data. *Methods Ecol Evol.* 2017;8:1520-7.
- Musick JA, Burgess G, Cailliet G, Camhi M, Fordham S. *Management of sharks and their relatives (Elasmobranchii).* Fisheries. 2000;25:9-13.
- Natanson LJ, Kohler NE, Ardizzone D, Cailliet GM, Wintner SP, Mollet HF. Validated age and growth estimates for the shortfin mako, *Isurus oxyrinchus*, in the North Atlantic Ocean. *Environ Biol Fish.* 2006;77:367-83.
- Nugraha B, Samusamu AS, Puspasari R, Oktaviani D, Rachmawati R, Rachmawati PF, et al. Biological aspects, exploitation rates, and spawning potential ratio of scalloped hammerhead shark (*Sphyrna lewini* Griffith & Smith, 1834) in Lampung Bay waters, Indonesia. *IOP Conf Ser: Earth Environ Sci.* 2023;1148:012026.
- Nurdin E, Kembaren DD, Tirtadanu. Stock assessment and management strategies for shark fisheries in the Arafura Sea: a length-based analysis of *Carcharhinus sealei*. *Egypt J Aquat Res.* 2023;49:261-7.
- Pauly D. *Some simple methods for the assessment of tropical fish stocks.* Rome: Food and Agriculture Organization [FAO]; 1983.
- Porcher IF, Darvell BW. Shark fishing vs. conservation: analysis

- and synthesis. *Sustainability*. 2022;14:9548.
- Prihatiningsih P, Nurdin E, Chodrijah U. Komposisi jenis, hasil tangkapan per upaya, musim dan daerah penangkapan ikan hiu di perairan Samudera Hindia selatan jawa. *J Penelitian Perikanan Indones*. 2018;24:283-97.
- Punt AE, Hurtado-Ferro F, Whitten AR. Model selection for selectivity in fisheries stock assessments. *Fish Res*. 2014;158:124-34.
- R Core Team. R: a language and environment for statistical computing. Vienna: R Foundation for Statistical Computing; 2023.
- Roff G, Brown CJ, Priest MA, Mumby PJ. Decline of coastal apex shark populations over the past half century. *Commun Biol*. 2018;1:223.
- Sellheim N. The CITES appendix II-listing of mako sharks — revisiting counter arguments. *Mar Policy*. 2020;115:103887.
- Semba Y, Aoki I, Yokawa K. Size at maturity and reproductive traits of shortfin mako, *Isurus oxyrinchus*, in the western and central North Pacific. *Mar Freshw Res*. 2011;62:20-9.
- Semba Y, Nakano H, Aoki I. Age and growth analysis of the shortfin mako, *Isurus oxyrinchus*, in the western and central North Pacific Ocean. *Environ Biol Fish*. 2009;84:377-91.
- Simmons P, Mehmet MI. Shark management strategy policy considerations: community preferences, reasoning and speculations. *Mar Policy*. 2018;96:111-9.
- Somers IF, Crocos PJ, Hill BJ. Distribution and abundance of the tiger prawns *Penaeus esculentus* and *P. semisulcatus* in the north-western Gulf of Carpentaria, Australia. *Mar Freshw Res*. 1987;38:63-78.
- Sulaiman PS, Patria MP, Sue RA. The shark by-catch of tuna longline fisheries in Southern Indian Ocean of Java, Indonesia. *E3S Web Conf*. 2018;74:02004.
- Sulaiman PS, Triharyuni S. Shark fisheries management as a sustainable development implementation in Indonesia fishery sector. *IOP Conf Ser Earth Environ Sci*. 2021;718:012069.
- Tsai WP, Huang CH. Data-limited approach to the management and conservation of the pelagic thresher shark in the Northwest Pacific. *Conserv Sci Pract*. 2022;4:e12682.
- Tsai WP, Sun CL, Punt AE, Liu KM. Demographic analysis of the shortfin mako shark, *Isurus oxyrinchus*, in the Northwest Pacific using a two-sex stage-based matrix model. *ICES J Mar Sci*. 2014;71:1604-18.
- Then AY, Hoenig JM, Hall NG, Hewitt DA. Evaluating the predictive performance of empirical estimators of natural mortality rate using information on over 200 fish species. *ICES J Mar Sci*. 2015;72:82-92.
- Tirtadanu, Prihatiningsih, Yusuf HN, Zamroni A, Amri K, Chodrijah U. Assessing the stock status of areolate grouper (*Epinephelus areolatus*) in Java Sea, Indonesia. *Reg Stud Mar Sci*. 2023;66:103116.
- Varghese SP, Unnikrishnan N, Gulati DK, Ayoob AE. Size, sex and reproductive biology of seven pelagic sharks in the eastern Arabian Sea. *J Mar Biol Assoc UK*. 2017;97:181-96.
- Wang K, Zhang C, Xu B, Xue Y, Ren Y. Selecting optimal bin size to account for growth variability in electronic length frequency analysis (ELEFAN). *Fish Res*. 2020;225:105474.
- White WT. Biological observations on lamnoid sharks (Lamniformes) caught by fisheries in eastern Indonesia. *J Mar Biol Assoc UK*. 2007;87:781-8.
- Wu XH, Liu SYV, Wang SP, Tsai WP. Distribution patterns and relative abundance of shortfin mako shark caught by the Taiwanese large-scale longline fishery in the Indian Ocean. *Reg Stud Mar Sci*. 2021;44:101691.
- Yokoi H, Ijima H, Ohshimo S, Yokawa K. Impact of biology knowledge on the conservation and management of large pelagic sharks. *Sci Rep*. 2017;7:10619.