



Evaluation of the Basic Properties for the Korean Major Domestic Wood Species

I. Korean Red Pine (*Pinus densiflora*) in Pyeongchang-gun, Gangwon-do

Yonggun PARK¹ · Chul-ki KIM¹ · Hanseob JEONG² · Hyun Mi LEE^{1,†} · Kwang-Mo KIM¹ ·
In-Hwan LEE¹ · Min-Ji KIM¹ · Gyu Bin KWON¹ · Nayoung YOON¹ · Namhee LEE²

ABSTRACT

Wood has different properties depending on the species or growth area. Therefore, in order to use wood efficiently, it is necessary to have a proper understanding of the characteristics of wood depending on the species and the appropriate use for them. In particular, in order to effectively use more than 1,000 species of woody plants in South Korea as wood, it is necessary to evaluate the characteristics of various Korean domestic woods and make a database of them. In this study, the anatomical properties (length and width of tracheid, cell wall thickness), physical properties (specific gravity and shrinkage), mechanical properties (bending strength, compressive strength, tensile strength, shear strength, hardness), and chemical composition (ash, extract, lignin, total sugar content) of Korean red pine which was grown in Pyeongchang-gun, Gangwon-do, South Korea were evaluated.

Keywords: Korean red pine, anatomical property, physical property, mechanical property, chemical composition

1. INTRODUCTION

Wood is a sustainable and unlimited resource produced by nature through photosynthesis, thus differentiated from other industrially produced materials such as metals and plastic. Another benefit is that, at the end of use and disposal, wood is returned to nature through

microbial degradation, which makes it an environmentally-friendly material. On the other hand, wood is a material composed of a variety of cells to exhibit such unique characteristics as heterogeneity and anisotropy so that care should be taken in processing and use of wood materials. Notably, each species show different wood properties and even for an identical species, wood pro-

Date Received August 22, 2023; Date Revised October 18, 2023; Date Accepted December 29, 2023; Published January 25, 2024

¹ Division of Wood Engineering, Department of Forest Products and Industry, National Institute of Forest Science, Seoul 02455, Korea

² Division of Forest Industrial Materials, Department of Forest Products and Industry, National Institute of Forest Science, Seoul 02455, Korea

† Corresponding author: Hyun Mi LEE (e-mail: leehm2986@korea.kr, <https://orcid.org/0000-0002-1031-3348>)

© Copyright 2024 The Korean Society of Wood Science & Technology. This is an Open-Access article distributed under the terms of the Creative Commons Attribution Non-Commercial License (<http://creativecommons.org/licenses/by-nc/4.0/>) which permits unrestricted non-commercial use, distribution, and reproduction in any medium, provided the original work is properly cited.

The Korean translation of this article can be found at the following address. <https://doi.org/10.5658/wood.korean>

properties may vary according to growth area or tree age, and hence, to use a wood material efficiently, it is necessary to properly understand the characteristics of a given wood species and its respective usage.

South Korea has a wide spectrum of climatic regions from warm-temperate forests to temperate forests, with high proportion occupied with forest areas as well as complex topography that leads to various vegetative conditions. As a result, vegetative structures are relatively complex for the territorial area, with a diversity of tree species. In the Korean Plant Names Index (KPNI), the forests in South Korea contain 1,234 species of woody plants, among which native species account for the largest number at 1,074 species, in addition to 7 species of naturalized plants and 203 species of introduced plants for use in afforestation and tests (KNA, 2011). For valuable use of such diverse woody plants, a database of wood properties of each species should be developed.

Korean red pine (*Pinus densiflora*) is an evergreen coniferous tree species representative of South Korea as it grows nationwide in areas $\leq 1,000$ m altitude. The average tree height and diameter are 35 m and 1.8 m, respectively. *P. densiflora* has long been used in a variety of fields; construction, civil engineering, furniture, packaging, bridge and pulp. Additionally, its leaves and pollen powder are used in food and medicine (KNA, 2011). As *P. densiflora* has been used for various purposes, it has also been widely applied as a test specimen in research on changes in quality properties according to different processes and the characteristics of the material (Choi *et al.*, 2020, 2022; Gong *et al.*, 2021; Han *et al.*, 2022; Jang, 2022c; Jung and Yang, 2018; Jung *et al.*, 2019, 2021, 2022; Kim and Kim, 2018, 2021; Kim *et al.*, 2017, 2018, 2020; Lee and Bae, 2021; Lee and Kim, 2022; Lee *et al.*, 2021c, 2022a, 2022b, 2022c; Min *et al.*, 2019).

To develop a database of wood properties of Korean major species, this study analyzed and report the anatomical properties (tracheid length and width, cell wall

thickness), physical properties (specific gravity, shrinkage), mechanical properties (bending strength, compression strength, tensile strength, shear strength, hardness) and chemical composition (ash, extractives, lignins, sugar content) of *P. densiflora*.

2. MATERIALS and METHODS

2.1. Materials

In this study, 40 straight-grain Korean red pine logs with ≥ 300 mm diameter at the upper end were selected and used (Fig. 1). The average age was approximately 42 years, and the production site for the logs was San 80-1, Jinjo-ri, Bongpyeong-myeon, Pyeongchang-gun, Gangwon-do, South Korea (N37.56°, E128.31°).

2.2. Evaluation of basic wood properties

For the basic wood properties of the *P. densiflora*, anatomical properties (tracheid length and width, cell

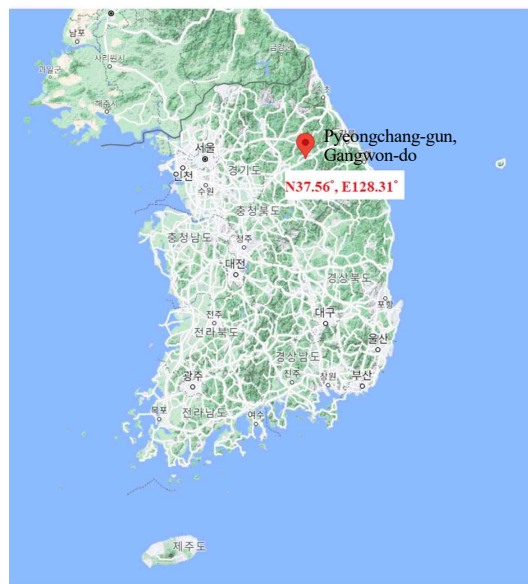


Fig. 1. Production site for *Pinus densiflora*.

wall thickness), physical properties (specific gravity, shrinkage), mechanical properties (bending strength, compression strength, tensile strength, shear strength, hardness) and chemical composition (ash, extractives, lignins, sugar content) were analyzed. The wood specimen used in the experiment was extracted from the heartwood excluding juvenile wood and manufactured so that the annual rings at the cross section were parallel to the edges, considering the heterogeneity and anisotropy of wood (Fig. 2). Most property evaluations were conducted according to the KS or ASTM specifications. For the anatomical properties with no standard specifications, methods in previous studies were adopted (Table 1).

2.2.1. Anatomical properties

2.2.1.1. Tracheid length

From the mature wood of *P. densiflora* (≥ 20 rings), cubic specimens (10 mm length on each side) were obtained, then long and thin match shapes were cut in the fiber direction using a knife. The resulting speci-

mens were immersed in a solution of 1:1 (w/w) mixture of 30% H₂O₂ and 95% CH₃COOH, and using a heating mantle, the mixture was heated at 80°C for 48 h to dissociate the fibers (Franklin method). The dissociated fibers were stained using methylene blue, and 1.25 × images were obtained using an optical microscope (Axio imager A1, Carl Zeiss, Jena, Germany). The tracheid length was measured using an image analysis program, and the mean of 30 measurements was estimated.

2.2.1.2. Tracheid width and cell wall thickness

From the mature wood of *P. densiflora* (≥ 20 rings), cubic specimens (10 mm length on each side) were obtained, and the mixture was placed in a solution of 1:3 (w/w) mixture of glycerin and distilled water for softening through 1 h boiling. Using a sliding microtome, cross-sections of 10 μm thickness were prepared, and 20 × images were obtained using an optical microscope. Next, the tracheid width and cell wall thickness in radial and tangential directions were measured. The mean of 30 measurements was estimated.

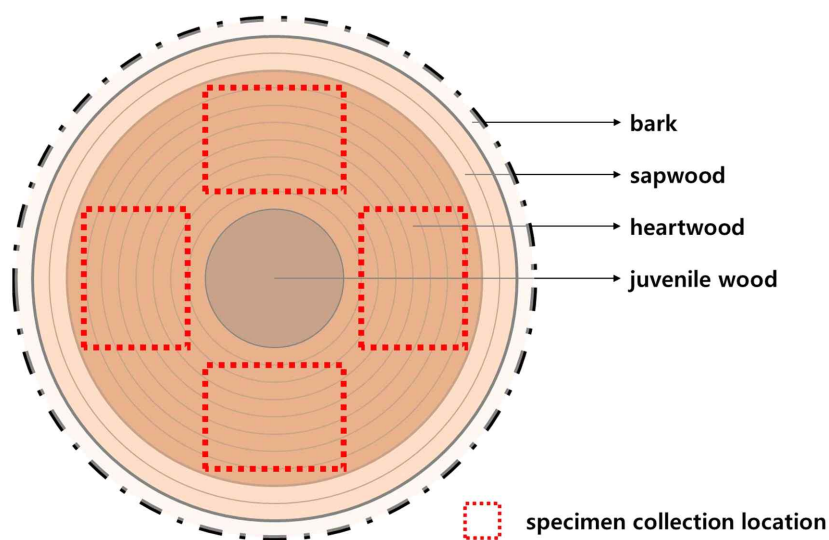


Fig. 2. Location of specimens collected from log.

Table 1. Standard and reference for the evaluation of wood properties

	Property	Standard	Reference
Anatomical properties	Length of cell	-	Jang, 2022a, 2022b, 2022d, 2022e; Jeon <i>et al.</i> , 2018a, 2018b, 2020; Kim <i>et al.</i> , 2018; Laksono <i>et al.</i> , 2023; Lee and Bae, 2021, Lee <i>et al.</i> , 2021a, 2021b, 2021c; Marbun <i>et al.</i> , 2019; Nam and Kim, 2021; Park <i>et al.</i> , 2018, 2022, 2023; Purusatama <i>et al.</i> , 2018; Savero <i>et al.</i> , 2020
	Width of cell	-	
	Thickness of cell wall	-	
Physical properties	Specific gravity	KS F 2198	Ahn <i>et al.</i> , 2021; Darwis <i>et al.</i> , 2023; Hadi <i>et al.</i> , 2019, 2022; Iswanto <i>et al.</i> , 2017; Kang <i>et al.</i> , 2023; Kim and Kim, 2018, 2019; Maulana <i>et al.</i> , 2017; Nawawi <i>et al.</i> , 2023; Özcan and Korkmaz, 2019; Pari <i>et al.</i> , 2023; Park <i>et al.</i> , 2015a, 2015b, 2016, 2018; Priadi <i>et al.</i> , 2021; Savero <i>et al.</i> , 2020; Schulz <i>et al.</i> , 2021; Seta <i>et al.</i> , 2023; Trisatya <i>et al.</i> , 2023
	Shrinkage	KS F 2203	
Mechanical properties	Bending strength	KS F 2208	Cha <i>et al.</i> , 2022; Darwis <i>et al.</i> , 2023; Fujimoto <i>et al.</i> , 2021; Hadi <i>et al.</i> , 2019, 2022; Hwang and Oh, 2021; Hwang <i>et al.</i> , 2021; Iswanto <i>et al.</i> , 2017; Kang <i>et al.</i> , 2023; Kim <i>et al.</i> , 2020; Lee and Jang, 2023; Lee and Oh, 2023; Liu <i>et al.</i> , 2022; Maulana <i>et al.</i> , 2017; Oh, 2021, 2022; Özcan and Korkmaz, 2019; Park <i>et al.</i> , 2015b, 2016; Qi <i>et al.</i> , 2019; Savero <i>et al.</i> , 2020; Schulz <i>et al.</i> , 2021; Song and Kim, 2023; Sumardi <i>et al.</i> , 2022; Trisatya <i>et al.</i> , 2023
	Compression strength	KS F 2206	
	Tensile strength	KS F 2207	
	Shear strength	KS F 2209	
	Hardness	KS F 2212	
Chemical composition	Ash	KS M ISO 18122	Adfa <i>et al.</i> , 2023; Cahyani <i>et al.</i> , 2023; He <i>et al.</i> , 2021; Huh <i>et al.</i> , 2022; Iswanto <i>et al.</i> , 2021; Jain <i>et al.</i> , 2022; Jung <i>et al.</i> , 2019, 2021, 2022; Manurung <i>et al.</i> , 2019; Maulana <i>et al.</i> , 2021; Maulina <i>et al.</i> , 2020; Min <i>et al.</i> , 2019; Purnawati <i>et al.</i> , 2018; Seo <i>et al.</i> , 2020
	Extractives	ASTM E 1690	
	Lignin	ASTM E 1758-01	
	Sugars		

2.2.2. Physical properties

2.2.2.1. Specific gravity and shrinkage

To measure the specific gravity and shrinkage, *Determination of density and specific gravity of wood* (KS F 2198; Korean Standards Association, 2016) and *Test method for shrinkage of wood* (KS F 2203; Korean Standards Association, 2020a) were followed. After preparing 100 cubic specimens (20 mm on each side), the lengths in longitudinal, radial and tangential directions and weight for green, air-dry, and oven-dry states were measured to evaluate the specific gravity and shrinkage

in green, air-dry, and oven-dry states.

2.2.3. Mechanical properties

The mechanical properties were measured for air-dry and green states (the hardness was measured only for air-dry state). The specimens for the green state were immersed in distilled water until constant dimensions were reached, prior to the experiment. The specimens for the air-dry state were humidified in a constant temperature (20°C) and relative humidity (65%) chamber until constant weights were reached, prior to the experi-

ment. The results obtained for air-dry state were adjusted based on 12% moisture content for subsequent analysis.

2.2.3.1. Bending strength

To measure the bending strength, *Method of bending test for wood* (KS F 2208; Korean Standards Association, 2020d) was used. After preparing 40 rectangular specimens of 300 mm (longitudinal direction) × 20 mm (radial direction) × 20 mm (tangential direction) in dimension, 20 specimens each were used in the experiments for air-dry and green states. A 3-point test was performed to assess bending at 280 mm span and 5.5 mm/min load speed.

2.2.3.2. Compression strength

To measure the compression strength, *Method of compression test for wood* (KS F 2206; Korean Standards Association, 2020b) was used. After preparing 30 rectangular specimens of 60 mm (longitudinal direction) × 20 mm (radial direction) × 20 mm (tangential direction) in dimension, 15 specimens each were used in the tests for air-dry and green states. The load speed was set at 0.4 mm/min.

2.2.3.3. Tensile strength

To measure the tensile strength, *Method of tension test for wood* (KS F 2207; Korean Standards Association, 2020c) was used. After preparing 30 rectangular specimens of 200 mm (longitudinal direction) × 10 mm

(radial direction) × 30 mm (tangential direction) in dimension, 15 specimens each were used in the tests for air-dry and green states. As shown in Fig. 3, all specimens were prepared with the center in a concave shape to focus the tension. The load speed was set at 5.0 mm/min.

2.2.3.4. Shear strength

To measure the shear strength, *Method of shear test for wood* (KS F 2209; Korean Standards Association, 2020e) was used. After preparing 80 rectangular specimens of 60 mm (longitudinal direction) × 50 mm (radial direction) × 50 mm (tangential direction) in dimension, 20 specimens each were used in the experiments on the sections (radial and tangential) and moisture content (green and air-dry). As shown in Fig. 4, the corners were removed in each specimen so that the dimension of the shear plane was 50 mm (longitudinal direction) × 50 mm (radial or tangential direction). The load speed was set at 0.8 mm/min.

2.2.3.5. Hardness

To measure the hardness, *Test method for static hardness of wood* (KS F 2212; Korean Standards Association, 2020f) was used. After preparing 60 cubic specimens (50 mm on each side), 20 specimens each were used in the tests for cross, radial and tangential sections. An iron ball of 5.64 mm radius was placed at the center of the each section for hardness measurement

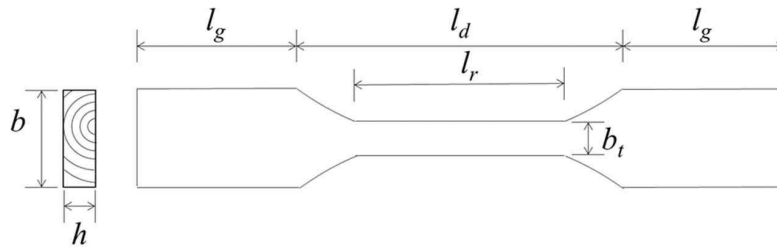


Fig. 3. Tensile specimen in longitudinal direction.

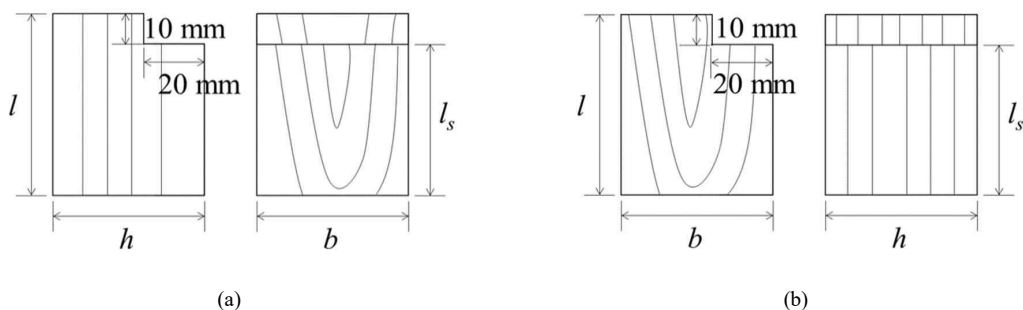


Fig. 4. Shear specimen. (a) Tangential section, (b) radial section.

with indentation at 3.0 mm/min of load speed.

2.2.4. Chemical composition

2.2.4.1. Ash

To measure the ash content, *Solid - Determination of ash content* (KS M ISO 18122; Korean Standards Association, 2015) was used. The samples were pulverized to ≤ 1 mm and dried in a 60°C dryer for at least one day. In an aluminum plate, 1 g of dried wood powder was placed for the first incineration in a 250°C furnace (heating rate: 4.5°C/min) for 1 h, followed by the second incineration in a 550°C furnace (heating rate: 10°C/min) for 2 h. The content of ash remaining on the plate was measured, and the mean of triplicate measurements was presented as the ash content.

2.2.4.2. Extractives

To measure the contents of extractives, *Standard Test Method for Determination of Ethanol Extractives in Biomass* (ASTM E 1690; ASTM, 2021) was used. The samples were pulverized to ≤ 1 mm and dried in a 60°C dryer for at least one day. The extraction applied a solution of 1:2 (v/v) mixture of alcohol and benzene, to which 2 g of dried wood powder was added. After 6 h extraction, the contents of extractives were measured, and the mean of triplicate measurements was presented as the extractive content.

2.2.4.3. Lignins

To measure the contents of lignins, *Standard Test Method for Determination of Carbohydrates in Biomass by High Performance Liquid Chromatograph* (ASTM E 1758-01; ASTM, 2020) was used. After removing the extractives, 0.3 g of wood powder was added to a solution of 72% H₂SO₄ for the 2 h first reaction in a constant-temperature water bath set at 30°C. At the completion of reaction, the H₂SO₄ solution was diluted to 4% for the 1 h second reaction in an autoclave set at 121°C. The residual content undissolved in the H₂SO₄ solution was determined as the amount of acid-insoluble lignins. The dissolved content was determined as the amount of acid-soluble lignins via UV absorption analysis. The total lignin content was the sum of acid-insoluble and acid-soluble lignin contents. The mean of triplicate measurements was presented as the lignin content.

2.2.4.4. Sugar content

To measure the sugar content, *Standard Test Method for Determination of Carbohydrates in Biomass by High Performance Liquid Chromatograph* (ASTM E 1758-01; ASTM, 2020) was used. High performance liquid chromatography was performed on 1 mL of the liquid sample after the second reaction in the H₂SO₄ solution in 2.2.4.3 Lignins, to determine the sugar content. The column was Aminex HPX-87H (300 × 7.8 mm, Bio-Lad Laboratories, Hercules, CA, USA) and a refractive index

detector was used. The conditions were column temperature at 40°C and 0.01N H₂SO₄ mobile phase at 0.6 mL/min flow rate. The mean of triplicate measurements was presented as the total sugar content.

3. RESULTS and DISCUSSION

3.1. Anatomical properties

Analyzing the anatomical properties of *P. densiflora*, the tracheid length was 2.00 mm for earlywood and 2.31 mm for latewood, and the tracheid width was 39.23 µm in radial direction and 34.57 µm in tangential direction for earlywood and 12.75 µm in radial direction and 20.94 µm in tangential direction for latewood. The cell wall thickness was 3.74 µm for earlywood and 5.22 µm for latewood.

3.2. Physical properties

Analyzing the specific gravity and shrinkage of *P. densiflora*, the specific gravity was 0.370, 0.385, and 0.408 in green, air-dry, and oven-dry states, respectively, and the total shrinkage in each direction was 0.78% in longitudinal direction, 2.35% in radial direction, and 6.54% in tangential direction, while the total volumetric shrinkage was 9.44%.

3.3. Mechanical properties

Analyzing the mechanical properties of *P. densiflora*, the bending strength was 67.8 MPa in air-dry state and 38.1 MPa in green state; the compression strength was 30.9 MPa in air-dry state and 15.1 MPa in green state; the tensile strength was 68.0 MPa in air-dry state and 57.1 MPa in green state; the shear strength in radial section was 6.9 MPa in air-dry state and 3.6 MPa in green-state; the shear strength in tangential section was 8.0 MPa in air-dry state and 4.4 MPa in green state. Lastly, the hardness in air-dry state was 3.9 kN in cross

section, 2.2 kN in radial section, and 2.6 kN in tangential section.

3.4. Chemical composition

Analyzing the chemical composition of *P. densiflora*, the ash content was 0.19%, while the content of extractives was 6.91%. For the content of lignins, there were 26.04% acid-insoluble lignins and 1.84% acid-soluble lignins; hence, 27.88% total lignins. The total sugar content was 63.99% with 44.42% glucan, 18.97% XMG, and 0.60% arabinan.

4. CONCLUSIONS

In this study, the anatomical, physical, and mechanical properties as well as chemical composition of *P. densiflora* (in Pyeongchang-gun, Gangwon-do, South Korea) as a representative evergreen coniferous tree in South Korea were evaluate to build a database for the wood properties of Korean major species (Table 2). Wood exhibits varying its properties depending on the growth area so that the wood properties of *P. densiflora* grown in a single area as in this study cannot be generalized to all Korean red pine wood in South Korea. Therefore, to determine a representative value for wood property of Korean red pine, it is necessary to comparatively analyze the wood properties of *P. densiflora* grown in different areas, for which the results of this study could serve as basic data. Further studies will be conducted to provide additional data on the basic properties of various wood species and growth areas to build a database for wood properties of Korean major wood species in each area.

CONFLICT of INTEREST

No potential conflict of interest relevant to this article was reported.

Table 2. Basic properties of Korean red pine

Anatomical properties							
Length of tracheid		Width of tracheid				Thickness of cell wall	
Earlywood	Latewood	Earlywood		Latewood		Earlywood	Latewood
		R section	T section	R section	T section		
2.00 mm	2.31 mm	39.23 μ m	34.57 μ m	12.75 μ m	20.94 μ m	3.74 μ m	5.22 μ m
(0.17)	(0.16)	(5.48)	(3.04)	(1.98)	(1.63)	(0.57)	(0.69)
Physical properties							
Specific gravity			Total shrinkage				
Green	Air-dry	Oven-dry	Linear			Volumetric	
			L direction	R direction	T direction		
0.370	0.385	0.408	0.78%	2.35%	6.54%	9.44%	
(0.043)	(0.043)	(0.044)	(0.68)	(0.82)	(1.48)	(1.88)	
Mechanical properties							
Bending strength		Compression strength parallel to the grain			Tensile strength parallel to the grain		
Air-dry (12% MC)	Green	Air-dry (12% MC)	Green	Air-dry (12% MC)	Green		
67.8 MPa	38.1 MPa	30.9 MPa	15.1 MPa	68.0 MPa	57.1 MPa		
(5.0)	(4.7)	(1.9)	(1.7)	(12.4)	(11.7)		
Shear strength				Hardness			
R section		T section		C section	R section	T section	
Air-dry (13.8% MC)	Green	Air-dry (13.8% MC)	Green	Air-dry (12% MC)	Air-dry (12% MC)	Air-dry (12% MC)	
6.9 MPa	3.6 MPa	8.0 MPa	4.4 MPa	3.9 kN	2.2 kN	2.6 kN	
(0.5)	(0.4)	(1.1)	(0.5)	(0.3)	(0.4)	(0.5)	
Chemical compositions							
Ash	Extractives	Lignin					
		Acid-insoluble	Acid-soluble	Total			
0.19%	6.91%	26.04%	1.84%	27.88%			
(0.02)	(0.09)	(0.23)	(0.18)	(0.40)			
Sugars							
Glucan		XMG	Arabinan		Total		
44.42%		18.97%	0.60%		63.99%		
(0.55)		(0.55)	(0.13)		(1.04)		

SD in parentheses.

L direction: Longitudinal direction, R direction: Radial direction, T direction: Tangential direction, C section: Cross section, R section: Radial section, T section: Tangential section.

MC: moisture content, XMG: xylan + mannan + galactan.

ACKNOWLEDGMENT

This research was supported by the Research Project (FP0100-2021-01-2021) through the National Institute of Forest Science (NIFoS), Korea.

REFERENCES

- Adfa, M., Wiradimafan, K., Pratama, R.F., Sanjaya, A., Triawan, D.A., Yudha, S., Ninomiya, M., Rafi, M., Koketsu, M. 2023. Anti-termite activity of *Azadirachta excelsa* seed kernel and its isolated compound against *Coptotermes curvignathus*. Journal of the Korean Wood Science and Technology 51(3): 157-172.
- Ahn, K.S., Pang, S.J., Oh, J.K. 2021. Prediction of withdrawal resistance of single screw on Korean wood products. Journal of the Korean Wood Science and Technology 49(1): 93-102.
- American Society for Testing and Materials [ASTM]. 2020. Standard Test Method for Determination of Carbohydrates in Biomass by High Performance Liquid Chromatography. ASTM E 1758-01. ASTM International, West Conshohocken, PA, USA.
- American Society for Testing and Materials [ASTM]. 2021. Standard Test Method for Determination of Ethanol Extractives in Biomass. ASTM E 1690. ASTM International, West Conshohocken, PA, USA.
- Cahyani, N., Yunianti, A.D., Suhasman, Pangestu, K.T.P., Pari, G. 2023. Characteristics of bio pellets from spent coffee grounds and pinewood charcoal based on composition and grinding method. Journal of the Korean Wood Science and Technology 51(1): 23-37.
- Cha, M.S., Yoon, S.J., Kwon, J.H., Byeon, H.S., Park, H.M. 2022. Mechanical properties of cork composite boards reinforced with metal, glass fiber, and carbon fiber. Journal of the Korean Wood Science and Technology 50(6): 427-435.
- Choi, J., Park, J., Kim, S. 2022. Investigation of wood species and conservation status of wooden seated Amitabha Buddha triad and wooden Amitabha Buddha altarpiece of Yongmunsa temple, Yecheon, Korea (Treasure). Journal of the Korean Wood Science and Technology 50(3): 193-217.
- Choi, W.S., Yang, S.O., Lee, J.H., Choi, E.J., Kim, Y.H., Yang, J., Park, M.J. 2020. Profiling patterns of volatile organic compounds in intact, senescent, and litter red pine (*Pinus densiflora* Sieb. et Zucc.) needles in winter. Journal of the Korean Wood Science and Technology 48(5): 591-607.
- Darwis, A., Hadiyane, A., Sulistyawati, E., Sumardi, I. 2023. Effect of vascular bundles and fiber sheaths in nodes and internodes of *Gigantochloa apus* bamboo strips on tensile strength. Journal of the Korean Wood Science and Technology 51(4): 309-319.
- Fujimoto, Y., Tanaka, H., Morita, H., Kang, S.G. 2021. Development of ply-lam composed of Japanese cypress laminae and Korean larch plywood. Journal of the Korean Wood Science and Technology 49(1): 57-66.
- Gong, D.M., Shin, M.G., Lee, S.H., Byeon, H.S., Park, H.M. 2021. Dynamic property of cross-laminated woods made with temperate seven species. Journal of the Korean Wood Science and Technology 49(5): 504-513.
- Hadi, Y.S., Herliyana, E.N., Pari, G., Pari, R., Abdillah, I.B. 2022. Furfurylation effects on discoloration and physical-mechanical properties of wood from tropical plantation forests. Journal of the Korean Wood Science and Technology 50(1): 46-58.
- Hadi, Y.S., Massijaya, M.Y., Zaini, L.H., Pari, R. 2019. Physical and mechanical properties of methyl methacrylate-impregnated wood from three fast-growing tropical tree species. Journal of the Korean Wood Science and Technology 47(3): 324-335.
- Han, Y., Yang, M.S., Lee, S.M. 2022. Investigation on the awareness and preference for wood culture to

- promote the values of wood: III. Living environment and trend of wood utilization. *Journal of the Korean Wood Science and Technology* 50(6): 375-391.
- He, Y.C., Wu, M.J., Lei, X.L., Yang, J.F., Gao, W., Bae, Y.S., Kim, T.H., Choi, S.E., Li, B.T. 2021. Gallotannins from nut shell extractives of *Camellia oleifera*. *Journal of the Korean Wood Science and Technology* 49(3): 267-273.
- Huh, J.S., Lee, S., Kim, D.S., Choi, M.S., Choi, H., Lee, K.H. 2022. Antioxidative and circadian rhythm regulation effect of *Quercus gilva* extract. *Journal of the Korean Wood Science and Technology* 50(5): 338-352.
- Hwang, J.W., Oh, S.W. 2021. Bending strength of board manufactured from sawdust, rice husk and charcoal. *Journal of the Korean Wood Science and Technology* 49(4): 315-327.
- Hwang, J.W., Park, H.J., Oh, S.W. 2021. Effect of resin impregnation ratio on the properties of ceramics made from *Miscanthus sinensis* var. *purpurascens* particle boards. *Journal of the Korean Wood Science and Technology* 49(4): 360-370.
- Iswanto, A.H., Simarmata, J., Fatriasari, W., Azhar, I., Sucipto, T., Hartono, R. 2017. Physical and mechanical properties of three-layer particleboards bonded with UF and UMF adhesives. *Journal of the Korean Wood Science and Technology* 45(6): 787-796.
- Iswanto, A.H., Tarigan, F.O., Susilowati, A., Darwis, A., Fatriasari, W. 2021. Wood chemical compositions of *Raru* species originating from Central Tapanuli, North Sumatra, Indonesia: Effect of differences in wood species and log positions. *Journal of the Korean Wood Science and Technology* 49(5): 416-429.
- Jain, B., Mallya, R., Nayak, S.Y., Heckadka, S.S., Prabhu, S., Mahesha, G.T., Sancheti, G. 2022. Influence of alkali and silane treatment on the physico-mechanical properties of *Grewia serrulata* fibres. *Journal of the Korean Wood Science and Technology* 50(5): 325-337.
- Jang, E.S. 2022a. Experimental investigation of the sound absorption capability of wood pellets as an eco-friendly material. *Journal of the Korean Wood Science and Technology* 50(2): 126-133.
- Jang, E.S. 2022b. Peanut shells as an environmentally beneficial sound-absorbing material. *Journal of the Korean Wood Science and Technology* 50(3): 179-185.
- Jang, E.S. 2022c. Use of pine (*Pinus densiflora*) pollen cones as an environmentally friendly sound-absorbing material. *Journal of the Korean Wood Science and Technology* 50(3): 186-192.
- Jang, E.S. 2022d. Investigation of sound absorption ability of Hinoki cypress (*Chamaecyparis obtusa*) cubes. *Journal of the Korean Wood Science and Technology* 50(5): 365-374.
- Jang, E.S. 2022e. Investigation of sound absorption ability of *Acanthopanax senticosus* wastes. *Journal of the Korean Wood Science and Technology* 50(6): 404-413.
- Jeon, W.S., Byeon, H.S., Kim, N.H. 2018a. Anatomical characteristics of Korean *Phyllostachys pubescens* by age. *Journal of the Korean Wood Science and Technology* 46(3): 231-240.
- Jeon, W.S., Kim, Y.K., Lee, J.A., Kim, A.R., Darsan, B., Chung, W.Y., Kim, N.H. 2018b. Anatomical characteristics of three Korean bamboo species. *Journal of the Korean Wood Science and Technology* 46(1): 29-37.
- Jeon, W.S., Lee, H.M., Park, J.H. 2020. Comparison of anatomical characteristics for wood damaged by oak wilt and sound wood from *Quercus mongolica*. *Journal of the Korean Wood Science and Technology* 48(6): 807-819.
- Jung, J.Y., Ha, S.Y., Yang, J.K. 2019. Effect of water-impregnation on steam explosion of *Pinus densiflora*. *Journal of the Korean Wood Science and Techno-*

- logy 47(2): 189-199.
- Jung, J.Y., Ha, S.Y., Yang, J.K. 2021. The effect of wood extract as a water-soluble fertilizer in the growth of *Lactuca sativa*. Journal of the Korean Wood Science and Technology 49(4): 384-393.
- Jung, J.Y., Ha, S.Y., Yang, J.K. 2022. Effect of steam explosion condition on the improvement of physicochemical properties of pine chips for feed additives. Journal of the Korean Wood Science and Technology 50(1): 59-67.
- Jung, J.Y., Yang, J.K. 2018. A two-stage process for increasing the yield of prebiotic-rich extract from *Pinus densiflora*. Journal of the Korean Wood Science and Technology 46(4): 380-392.
- Kang, E.C., Lee, M., Lee, S.M., Park, S.H. 2023. Mechanical properties of the oriented strand board (OSB) distributed in the Korean market. Journal of the Korean Wood Science and Technology 51(4): 253-269.
- Kim, G.C., Kim, J.H. 2019. The measurement of physical properties of outdoor exposed members. Journal of the Korean Wood Science and Technology 47(3): 311-323.
- Kim, H., Han, Y., Park, Y., Yang, S.Y., Chung, H., Eom, C.D., Lee, H.M., Yeo, H. 2017. Finite difference evaluation of moisture profile in boxed-heart large-cross-section square timber of *Pinus densiflora* during high temperature drying. Journal of the Korean Wood Science and Technology 45(6): 762-771.
- Kim, J.Y., Kim, B.R. 2021. Hygroscopicity and ultraviolet (UV) deterioration characteristics of finished woods. Journal of the Korean Wood Science and Technology 49(5): 471-481.
- Kim, M.J., Kim, B.R. 2018. Physical characteristics of Korean red pines according to provinces (Goseong, Hongcheon and Bonghwa-gun). Journal of the Korean Wood Science and Technology 46(5): 437-448.
- Kim, M.J., Kim, J.Y., Kim, B.R. 2020. Mechanical characteristics of Korean red pines according to provinces (Goseong, Hongcheon and Bonghwa-gun). Journal of the Korean Wood Science and Technology 48(5): 666-675.
- Kim, M.J., Seo, J.W., Kim, B.R. 2018. Anatomical characteristics of Korean red pines according to provinces. Journal of the Korean Wood Science and Technology 46(1): 100-106.
- Korea National Arboretum [KNA]. 2011. Botanical Art of Main Afforestation Species. GeoBook, Seoul, Korea.
- Korean Standards Association. 2015. Solid Biofuels: Determination of Ash Content. KS M ISO 18122. Korean Standards Association, Seoul, Korea.
- Korean Standards Association. 2016. Determination of Density and Specific Gravity of Wood. KS F 2198. Korean Standards Association, Seoul, Korea.
- Korean Standards Association. 2020a. Test Method for Shrinkage of Wood. KS F 2203. Korean Standards Association, Seoul, Korea.
- Korean Standards Association. 2020b. Method of Compression Test for Wood. KS F 2206. Korean Standards Association, Seoul, Korea.
- Korean Standards Association. 2020c. Method of Tension Test for Wood. KS F 2207. Korean Standards Association, Seoul, Korea.
- Korean Standards Association. 2020d. Method of Bending Test for Wood. KS F 2208. Korean Standards Association, Seoul, Korea.
- Korean Standards Association. 2020e. Method of Shear Test for Wood. KS F 2209. Korean Standards Association, Seoul, Korea.
- Korean Standards Association. 2020f. Test Method for Static Hardness of Wood. KS F 2212. Korean Standards Association, Seoul, Korea.
- Laksono, G.D., Rahayu, I.S., Karlinasari, L., Darmawan, W., Prihatini, E. 2023. Characteristics of magnetic sengon wood impregnated with nano Fe₃O₄ and

- furfuryl alcohol. *Journal of the Korean Wood Science and Technology* 51(1): 1-13.
- Lee, E.A., Han, S.Y., Kwon, G.J., Kim, J.K., Bandi, R., Dadigala, R., Park, J.S., Park, C.W., Lee, S.H. 2022a. Preparation and characterization of cellulose nanofibrils from lignocellulose using a deep eutectic solvent followed by enzymatic treatment. *Journal of the Korean Wood Science and Technology* 50(6): 436-447.
- Lee, H.M., Bae, J.S. 2021. Major species and anatomical characteristics of the wood used for national use specified in Yeonggeon-Uigwae of the late Joseon Dynasty period. *Journal of the Korean Wood Science and Technology* 49(5): 462-470.
- Lee, H.M., Jeon, W.S., Lee, J.W. 2021a. Analysis of anatomical characteristics for wood species identification of commercial plywood in Korea. *Journal of the Korean Wood Science and Technology* 49(6): 574-590.
- Lee, H.W., Jang, S.S. 2023. Bending properties of parallel chord truss with steel-web members. *Journal of the Korean Wood Science and Technology* 51(3): 197-206.
- Lee, I., Oh, W. 2023. Flexural modulus of larch boards laminated by adhesives with reinforcing material. *Journal of the Korean Wood Science and Technology* 51(1): 14-22.
- Lee, I.H., Kim, K., Shim, K. 2022b. Evaluation of bearing strength of self-tapping screws according to the grain direction of domestic *Pinus densiflora*. *Journal of the Korean Wood Science and Technology* 50(1): 1-11.
- Lee, J.J., Kim, C.K. 2022. Tomosynthesis feasibility study for visualization of interiors of wood columns surrounded with walls. *Journal of the Korean Wood Science and Technology* 50(4): 246-255.
- Lee, K.H., Jo, S.Y., Kim, S.C. 2022c. The relationship between tree-ring growth in *Pinus densiflora* S. et Z. and the corresponding climatic factors in Korea. *Journal of the Korean Wood Science and Technology* 50(2): 81-92.
- Lee, K.H., Lee, U.C., Kang, P.W., Kim, S.C. 2021b. Analysis and tree-ring dating of wooden coffins excavated from Incheon Sipjeong-Dong site. *Journal of the Korean Wood Science and Technology* 49(1): 67-81.
- Lee, K.H., Park, C.H., Kim, S.C. 2021c. Species identification and tree-ring dating of the wooden elements used in Juheulgwan of Joryeong (gate no.1), Mungyeong, Korea. *Journal of the Korean Wood Science and Technology* 49(6): 550-565.
- Liu, J., Ji, Y., Lu, J., Li, Z. 2022. Mechanical behavior of treated timber boardwalk decks under cyclic moisture changes. *Journal of the Korean Wood Science and Technology* 50(1): 68-80.
- Manurung, H., Sari, R.K., Syafii, W., Cahyaningsih, U., Ekasari, W. 2019. Antimalarial activity and phytochemical profile of ethanolic and aqueous extracts of bidara laut (*Strychnos ligustrina* Blum) wood. *Journal of the Korean Wood Science and Technology* 47(5): 587-596.
- Marbun, S.D., Wahyudi, I., Suryana, J., Nawawi, D.S. 2019. Anatomical structures and fiber quality of four lesser-used wood species grown in Indonesia. *Journal of the Korean Wood Science and Technology* 47(5): 617-632.
- Maulana, M.I., Murda, R.A., Purusatama, B.D., Sari, R.K., Nawawi, D.S., Nikmatin, S., Hidayat, W., Lee, S.H., Febrianto, F., Kim, N.H. 2021. Effect of alkali-washing at different concentration on the chemical compositions of the steam treated bamboo strands. *Journal of the Korean Wood Science and Technology* 49(1): 14-22.
- Maulana, S., Busyra, I., Fatrawana, A., Hidayat, W., Sari, R.K., Sumardi, I., Nyoman Jaya Wistara, I., Lee, S.H., Kim, N.H., Febrianto, F. 2017. Effects of steam treatment on physical and mechanical properties of bamboo oriented strand board. *Journal of the*

- Korean Wood Science and Technology 45(6): 872-882.
- Maulina, S., Handika, G., Irvan, Iswanto, A.H. 2020. Quality comparison of activated carbon produced from oil palm fronds by chemical activation using sodium carbonate versus sodium chloride. Journal of the Korean Wood Science and Technology 48(4): 503-512.
- Min, H.J., Kim, E.J., Shinn, S., Bae, Y.S. 2019. Antidiabetic activities of Korean red pine (*Pinus densiflora*) inner bark extracts. Journal of the Korean Wood Science and Technology 47(4): 498-508.
- Nam, T.G., Kim, H.S. 2021. A fundamental study of the silla shield through the analysis of the shape, dating, and species identification of wooden shields excavated from the ruins of Wolseong moat in Gyeongju. Journal of the Korean Wood Science and Technology 49(2): 154-168.
- Nawawi, D.S., Maria, A., Firdaus, R.D., Rahayu, I.S., Fatrawana, A., Pramatana, F., Sinaga, P.S., Fatriasari, W. 2023. Improvement of dimensional stability of tropical light-wood *Ceiba pentandra* (L) by combined alkali treatment and densification. Journal of the Korean Wood Science and Technology 51(2): 133-144.
- Oh, S.C. 2021. Residual strength estimation of decayed wood by insect damage through *in situ* screw withdrawal strength and compression parallel to the grain related to density. Journal of the Korean Wood Science and Technology 49(6): 541-549.
- Oh, S.C. 2022. Experimental study of bending and bearing strength of parallel strand lumber (PSL) from Japanese larch veneer strand. Journal of the Korean Wood Science and Technology 50(4): 237-245.
- Özcan, C., Korkmaz, M. 2019. Determination of relationship between thermal and mechanical properties of wood material. Journal of the Korean Wood Science and Technology 47(4): 408-417.
- Pari, G., Efiyanti, L., Darmawan, S., Saputra, N.A., Hendra, D., Adam, J., Inkriwang, A., Effendi, R. 2023. Initial ignition time and calorific value enhancement of briquette with added pine resin. Journal of the Korean Wood Science and Technology 51(3): 207-221.
- Park, J., Choi, J., Lee, U., Kang, M., Kim, S. 2023. Lacquer techniques in the late Joseon dynasty. Journal of the Korean Wood Science and Technology 51(2): 69-80.
- Park, K.C., Kim, B., Park, H., Park, S.Y. 2022. Peracetic acid treatment as an effective method to protect wood discoloration by UV light. Journal of the Korean Wood Science and Technology 50(4): 283-298.
- Park, S.H., Jang, J.H., Wistara, N.J., Hidayat, W., Lee, M., Febrianto, F. 2018. Anatomical and physical properties of Indonesian bamboos carbonized at different temperatures. Journal of the Korean Wood Science and Technology 46(6): 656-669.
- Park, Y., Chang, Y.S., Yang, S.Y., Yeo, H., Lee, M.R., Eom, C.D., Kwon, O. 2015a. Wood shrinkage measurement of using a flatbed scanner. Journal of the Korean Wood Science and Technology 43(1): 43-51.
- Park, Y., Han, Y., Park, J.H., Chang, Y.S., Yang, S.Y., Chung, H., Kim, K., Yeo, H. 2015b. Evaluation of physico-mechanical properties and durability of *Larix kaempferi* wood heat-treated by hot air. Journal of the Korean Wood Science and Technology 43(3): 334-343.
- Park, Y., Park, J.H., Yang, S.Y., Chung, H., Kim, H., Han, Y., Chang, Y.S., Kim, K., Yeo, H. 2016. Evaluation of physico-mechanical properties and durability of *Larix kaempferi* wood heat-treated by superheated steam. Journal of the Korean Wood Science and Technology 44(5): 776-784.
- Priadi, T., Lestari, M.D., Cahyono, T.D. 2021. Posttreat-

- ment effects of castor bean oil and heating in treated jaboron wood on boron leaching, dimensional stability, and decay fungi inhibition. *Journal of the Korean Wood Science and Technology* 49(6): 602-615.
- Purnawati, R., Febrianto, F., Wistara, I.N.J., Nikmatin, S., Hidayat, W., Lee, S.H., Kim, N.H. 2018. Physical and chemical properties of kapok (*Ceiba pentandra*) and balsa (*Ochroma pyramidale*) fibers. *Journal of the Korean Wood Science and Technology* 46(4): 393-401.
- Purusatama, B.D., Kim, Y.K., Jeon, W.S., Lee, J.A., Kim, A.R., Kim, N.H. 2018. Qualitative anatomical characteristics of compression wood, lateral wood, and opposite wood in a stem of *Ginkgo biloba* L. *Journal of the Korean Wood Science and Technology* 46(2): 125-131.
- Qi, Y., Huang, Y.X., Ma, H.X., Yu, W.J., Kim, N.H., Zhang, Y.H. 2019. Influence of a novel mold inhibitor on mechanical properties and water repellency of bamboo fiber-based composites. *Journal of the Korean Wood Science and Technology* 47(3): 336-343.
- Savero, A.M., Wahyudi, I., Rahayu, I.S., Yuniarti, A.D., Ishiguri, F. 2020. Investigating the anatomical and physical-mechanical properties of the 8-year-old superior teakwood planted in Muna island, Indonesia. *Journal of the Korean Wood Science and Technology* 48(5): 618-630.
- Schulz, H.R., Acosta, A.P., Barbosa, K.T., Junior, M.A.P.S., Gallio, E., Delucis, R.Á., Gatto, D.A. 2021. Chemical, mechanical, thermal, and colorimetric features of the thermally treated *Eucalyptus grandis* wood planted in Brazil. *Journal of the Korean Wood Science and Technology* 49(3): 226-233.
- Seo, S., Kim, T., Lee, J.W. 2020. Chemical properties of artificially buried wood in an intertidal zone during the deterioration period. *Journal of the Korean Wood Science and Technology* 48(6): 896-906.
- Seta, G.W., Hidayati, F., Widiyatno, Na'iem, M. 2023. Wood physical and mechanical properties of clonal teak (*Tectona grandis*) stands under different thinning and pruning intensity levels planted in Java, Indonesia. *Journal of the Korean Wood Science and Technology* 51(2): 109-132.
- Song, D.B., Kim, K.H. 2023. Influence of composition of layer layout on bending and compression strength performance of Larix cross-laminated timber (CLT). *Journal of the Korean Wood Science and Technology* 51(4): 239-252.
- Sumardi, I., Alamsyah, E.M., Suhaya, Y., Dungani, R., Sulastiningsih, I.M., Pramestie, S.R. 2022. Development of bamboo zephyr composite and the physical and mechanical properties. *Journal of the Korean Wood Science and Technology* 50(2): 134-147.
- Trisatya, D.R., Santoso, A., Abdurrachman, A., Prastiwi, D.A. 2023. Performance of six-layered cross laminated timber of fast-growing species glued with tannin resorcinol formaldehyde. *Journal of the Korean Wood Science and Technology* 51(2): 81-97.