

A Study on the Effective Production of Game Weapons Using ZBrush

YunChao Yang, Xinyi Shan, Jeanhun Chung*

*Master's Course, Dept. of Multimedia, Graduate School of Digital Image and Contents,
Dongguk University, Seoul, Korea*

*Doctor's Course, Dept. of Multimedia, Graduate School of Digital Image and Contents,
Dongguk University, Seoul, Korea*

**Professor, Dept. of Multimedia, Graduate School of Digital Image and Contents,
Dongguk University, Seoul, Korea*

*yunchaoyang31@gmail.com, yarina.0122@gmail.com, *evengates@gmail.com*

Abstract

With the rapid adoption of 5G, the gaming industry has undergone significant innovation, with the quality of game content and player experience becoming the focal point of attention. ZBrush, as a professional digital sculpting software, plays a crucial role in the production of 3D game models. In this paper, we explore the application methods and techniques of ZBrush in game weapons production through specific case analyses. We provide a detailed analysis of two game weapon models, discussing the design and modeling process, low-to-high poly conversion, UV unwrapping and texture baking, material texture creation and optimization, and final rendering. By comparing the production process and analyzing the advantages and disadvantages of ZBrush, we establish a theoretical foundation for further design research and provide reference materials for game industry professionals, aiming to achieve higher quality and efficiency in 3D game model production.

Keywords: *ZBrush, Digital Sculpting, Game Content, Game Development, 3D Weapons, Next-Generation Games*

1. Introduction

The modeling technology of game weapons is a crucial role in modern game development, and their design and production process requires the use of professional software tools and techniques. Among these tools, ZBrush stands out as a powerful digital sculpting software widely employed in the creation of game prop models. It enables the achievement of highly detailed model intricacies and realistic material effects. This article aims to explore the application methods and techniques of ZBrush in game weapons production through specific case analyses.

2. Theoretical Background

ZBrush is a digital sculpting and painting software developed by Pixologic. It is renowned for its unique

Manuscript Received: May 20, 2023 / revised: June 5, 2023 / accepted: June 10, 2023

Corresponding Author: evengates@gmail.com (Jeanhun Chung)

Tel: +82-2-2260-3767, Fax: +82-2-2260-3766

Professor, Dept. of Multimedia, Graduate School of Digital Image and Contents, Dongguk University, Seoul, Korea

pixel technology and powerful painting capabilities. ZBrush offers a rich set of tools and functionalities that allow artists to create and edit digital models in a manner similar to traditional sculpting. Its robust polygonal modeling and intricate detailing features make it a preferred tool for game props model production.

3. Experiments

This section will provide a detailed analysis of two game weapons models personally created by the author, divided into firearms and melee weapons sub-sections. For each sub-section, the design and modeling process will be discussed, highlighting the application of ZBrush in model creation, including low-to-high poly conversion, UV unwrapping and texture baking, material texture creation and optimization, and other key steps. Finally, the final results will be showcased, including the exported models and rendered images.

3.1 The Weapon Model Case of Firearm

Design and Modeling. First, based on the actual references, the firearm design is initiated. The author conducts component analysis of firearms by collecting a large number of reference images online, determining the firearm proportions. Then, utilizing Photoshop, the desired firearm form is achieved. Using the 3D software 3ds Max, the low-poly model of the firearm is created. During the modeling process, considerations are made for future animation requirements. The modeling is done in a way that conforms to the operational principles of the firearm, with separate modeling of various components of the model. (Scan the QR code in Figure 1 to get information about all the pictures in this article.)



Figure 1. Design and Modeling - Firearms

Utilizing ZBrush for Low-Poly to High-Poly Modeling. In order to ensure that the game model remains detailed while maintaining smooth performance, designers need to convert the low-poly model into a high-poly model to increase the level of detail. This involves performing subdivision on the low-poly model, especially in complex polygonal processes. If done within 3dsMax, it would require significant modifications to the topology and chamfering, which can be time-consuming. This is where ZBrush, a digital sculpting software, comes into play. It allows for quick chamfering and smoothing of the mesh, saving a considerable amount of time. To achieve this, the low-poly model is imported into ZBrush. First, the Crease tool is used to adjust the values and create chamfered edges. Then, the Divide tool is utilized to gradually refine the model, improving its accuracy and providing more space for detailing. Finally, the DynaMesh tool is applied to achieve a smoother result. These operations are performed on each component of the model. Ultimately, the high-poly model is exported for further processing.

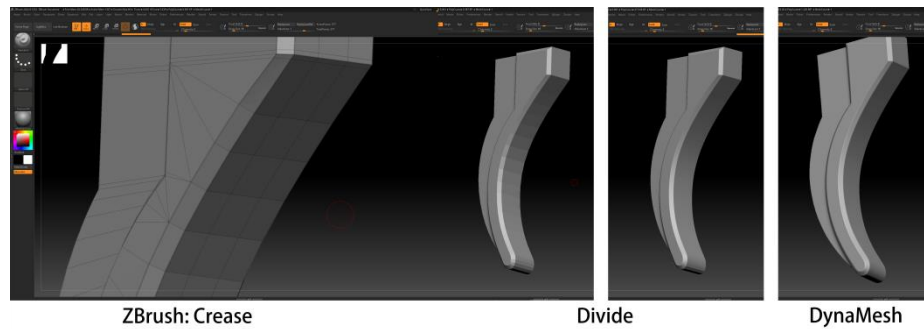


Figure 2. ZBrush High-Poly Modeling

UV Unwrapping and Texture Baking. To perform UV unwrapping for the low-poly model in 3ds Max, and then import the unwrapped UV low-poly model and high-poly model into Marmoset Toolbag 4 for texture baking. This process involves transferring the fine details from the high-poly model onto the UV map of the low-poly model, resulting in high-quality details on the low-poly model.




Figure 3. UV Unwrapping and Texture Baking

Texture Mapping Creation and Optimization. In the Marmoset Toolbag 4, generate normal maps and displacement maps that preserve the sculpted details. In Substance Painter, create a base material layer and assign appropriate material properties. Choose foundational materials that suit the firearm's material characteristics, such as metal, plastic, or leather. Utilize the tools and brushes provided by the texturing software to create detailed maps, including textures, colors, and weathering effects. Use layers and masking functionality to precisely control the expression of details. Employ masking tools to add localized worn products to the firearm model, enhancing its realism. Adjust the glossiness, roughness, and metallic properties of the metal material to achieve the desired visual effects. Export diffuse maps, specular maps, metallic maps, and other necessary textures to achieve a realistic material representation.

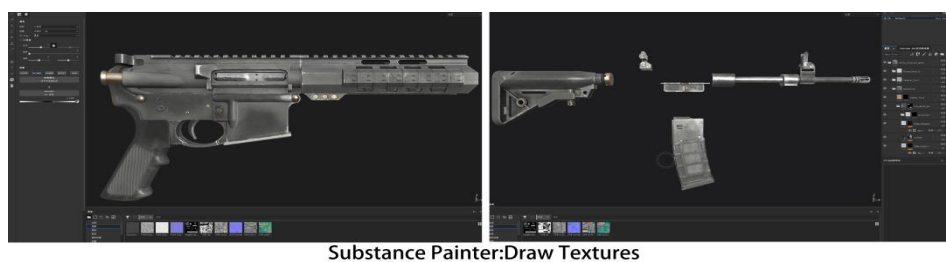


Figure 4. Texture Mapping Creation and Optimization

Final Rendering. To import the firearm model and texture maps into Marmoset Toolbag 4 for the final rendering



Figure 5. Final Rendering - Lighting and Rendering in Marmoset Toolbag 4

3.2 The Weapon Model Case of Knife

Design and Modeling. First, start by creating the base model of the knife weapon based on the reference image. Using the 3D modeling software Maya, create a knife weapon. In this process, need to use the "QuadDraw" tool in the mesh tool to perform polygon topology and create a basic model.

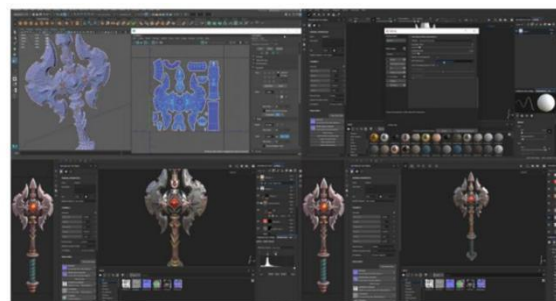


Figure 6. Design and Modeling of Knife

Digital Sculpting and Detailing. Import the base model into ZBrush. Use ZBrush's Crease tool to create chamfers on the model, and then use the Divide tool to gradually increase the level of subdivision, allowing for more detailed representation. Finally, use the DynaMesh tool to smooth the model and utilize different brushes, alpha textures, and other functions to add scratches, textures, and other details, achieving highly realistic and intricate detail representation. With ZBrush's powerful tool system, it is possible to fully recreate any details from the reference image.



a. Digital Sculpting and Detailing_ZBrush



b. UV Unwrapping and Texture Mapping

Figure 7. Digital Sculpting and Detailing in ZBrush

UV Unwrapping and Texture Mapping. In 3ds Max, the low-poly model is unwrapped to create UV coordinates, optimizing the use of UV space and conserving resources. The high and low-poly models are then imported into Substance Painter, where the built-in baking tools are utilized for texture baking. Based on the reference image, the material textures for the knife weapon are created. Refer to Figure 7-b for the mapping process.

Final Rendering. Import the model and texture maps into Marmoset Toolbag 4 for lighting adjustments and final rendering.

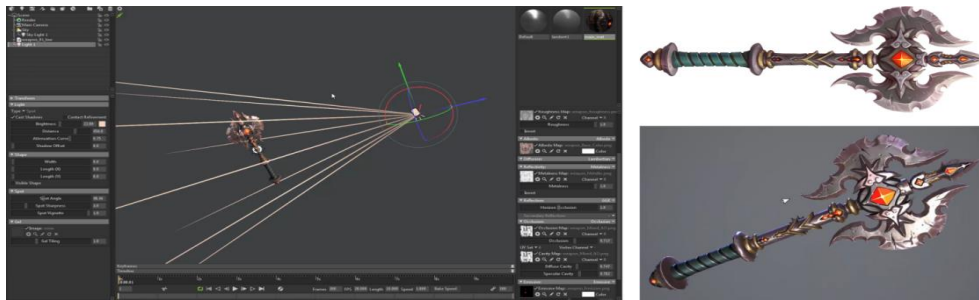


Figure 8. Final Rendering

4. Discussion

In this section, we will analyze the application of ZBrush in game weapon and prop production. Firstly, by summarizing the production methods used in actual cases, we will create a summary table of production methods. Then, we will analyze the advantages and disadvantages of ZBrush and create a pros and cons analysis table.

4.1 Summary of Game Weapons Crafting Methods

In this section, we will summarize the key steps and characteristics listed in the production method summary table, providing readers with a clearer understanding of the specific application workflow of ZBrush in game weapon and prop creation.

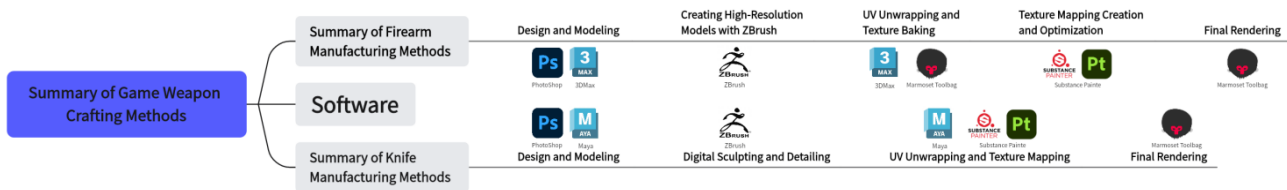


Figure 9. Summary of Game Weapon Crafting Methods

4.2 Advantages and Disadvantages Analysis

In this section, an analysis of the advantages and disadvantages of ZBrush in game weapon and prop creation will be conducted. The following table presents the analysis of the pros and cons:

Table 1. Advantages and Disadvantages Analysis

Advantages	Disadvantages
The digital sculpting tool is powerful and capable of achieving highly realistic detail representation.	The learning curve for ZBrush is steep and requires a certain amount of time and effort to master the software's usage techniques.
It supports rapid increase and refinement of polygon count.	When dealing with large-scale models, ZBrush requires high computational resources and demands a powerful computer configuration.
It has a flexible tool system and a rich brush library.	ZBrush has higher requirements for model topology and edge flow, necessitating additional optimization work.
ZBrush's DynaMesh allows for quick layout and modification of models.	The increased polygon count resulting from high model subdivision in ZBrush leads to larger file sizes and greater storage space consumption.

5. Conclusion

This study focuses on the author's designed and created 3D game weapons as the research object. It introduces two basic methods of using ZBrush digital sculpting techniques for creating 3D game models through the analysis of the production process. By comparing the production process and the details of the final output, the study concludes that ZBrush possesses powerful capabilities in handling model details and offers flexible manipulation. The application value of ZBrush technology in the 3D game production industry continues to increase, efficiently assisting designers in quickly obtaining high-quality models suitable for game development. However, designers should consider its advantages and disadvantages, as well as the requirements for computer hardware and sculpting abilities, when choosing the most suitable method for model production.

References

- [1] Soong Hyun Kim, "A Study on 3D Simulation and Mold Manufacturing for Special Makeup Character -- Focusing on ZBrush, CLO, Key Shot Program", *Journal of the Korean Academy of Beauty*, Vol.13, No.3, pp. 229-239, 2017. DOI:<https://doi.org/10.15810/jic.2017.13.3.005>
- [2] YunChao Yang, Xinyi Shan, "A Study on the Usability of Zbrush in the Next Generation Game <Call of Duty 16>", *Journal of Convergence Contents*, Vol.5 No.1, pp.38-40, Spring 2023.
- [3] Chang-su Ryu, Chang-wu Hur, "ZBrush 3D Animation Character Modeling Using ZSphere", *Journal of the Korea Information and Communications Society*, vol.16, no.6, pp. 1312-1317 (6 pages), 2012.
- [3] DOI : 10.6109/jkiice.2012.16.6.1312 Xinyi Shan, Jeanhun Chung, "A Study on the Development Direction of Traditional Cultural Contents in the Age of Convergence Media", *The Journal of The Institute of Internet, Broadcasting and Communication*, Vol. 22, No. 3, pp. 99-104, 2022. DOI: <https://doi.org/10.7236/JIIBC.2022.22.3.99>
- [4] Jisu Jang, Jeanhun Chung, "A Study on the Digital Craft Convergence Cases Using 3D Printing Technology", *Journal of The Institute of Internet, Broadcasting and Communication*, Vol.22, No. 3, pp. 105-110, 2022. DOI: <https://doi.org/10.7236/JIIBC.2022.22.3.105>
- [5] Xiaodi Cui, Xinyi Shan, Jeanhun Chung, "A Color Study of the Sky Area Focused on the Van Gogh's Paintings", *International Journal of Internet, Broadcasting and Communication*, Vol. 15, No. 1, pp. 113-119, 2023. DOI: <https://doi.org/10.7236/IJIBC.2023.15.1.113>