

Joint Antenna Selection and Multicast Precoding in Spatial Modulation Systems

Wei Liu¹, Xinxin Ma¹, Haoting Yan², Zhongnian Li¹, and Shouyin Liu^{1*}

¹ College of Physical Science and Technology, Central China Normal University, WuHan 430079, China

² The Research Institute for Frontier Science, Beihang University, Beijing 100191, China

[e-mail: {w.liu, zhongnian.li, syliu}@ccnu.edu.cn, xinma1102@mails.ccnu.edu.cn, yanhaoting@buaa.edu.cn]

*Corresponding author: Shouyin Liu

*Received July 7, 2023; revised September 13, 2023; accepted September 25, 2023;
published November 30, 2023*

Abstract

In this paper, the downlink of the multicast based spatial modulation systems is investigated. Specifically, physical layer multicasting is introduced to increase the number of access users and to improve the communication rate of the spatial modulation system in which only single radio frequency chain is activated in each transmission. To minimize the bit error rate (BER) of the multicast based spatial modulation system, a joint optimizing algorithm of antenna selection and multicast precoding is proposed. Firstly, the joint optimization is transformed into a mixed-integer non-linear program based on single-stage reformulation. Then, a novel iterative algorithm based on the idea of branch and bound is proposed to obtain the quasi-optimal solution. Furthermore, in order to balance the performance and time complexity, a low-complexity deflation algorithm based on the successive convex approximation is proposed which can obtain a sub-optimal solution. Finally, numerical results are showed that the convergence of our proposed iterative algorithm is between 10 and 15 iterations and the signal-to-noise-ratio (SNR) of the iterative algorithm is 1-2dB lower than the exhaustive search based algorithm under the same BER accuracy conditions.

Keywords: Spatial modulation, antenna selection, multicast, successive convex approximation.

This work was supported in part by the National Natural Science Foundation of China under Grant 62101205, in part by the Key Research and Development Program of Hubei Province under Grant 2021BAA170, in part by the Key Research and Development Program of Hubei Province under Grant 2023BAB061, and in part by the Natural Science Foundation of Hubei Province under Grant 2021CFB248.

1. Introduction

Spatial modulation is an energy efficient transmission scheme, in which only one antenna is activated during each transmission. Hence only one radio frequency (RF) chain is needed in the spatial modulation systems (SMSs). In SMSs, the input signals are transmitted at both the transmit antenna (TA) domain and amplitude-phase modulation (APM) domain [1]. Although SMSs utilize the spatial dimension to transmit information bits, they lack transmit diversity due to limited number of active transmit antennas. Therefore, the achievable transmission rate is imposed a few limitations at the APM domain. On the other hand, physical layer multicasting is a spectral efficient transmission scheme, in which a common message is multicasted to a couple of users [2]. The integration of multicast and spatial modulation is highly desired. The multicast based SMSs can achieve good balance between the energy efficiency and spectral efficiency.

When channel state information is available at the base station, transmit antenna selection and transmit precoding can be employed to enhance the performance of SMSs. Specifically, the diversity order can be obtained by employing transmit antenna selection [3], [4]. Moreover, for SMSs, when the total number of transmit antennas is not the power of 2 in practice, the antenna selection process is also needed [4]. On the other hand, the precoding can be optimized to shape the received APM signal constellation and boost the bit error rate (BER) performance [5]–[7]. Note that in SMSs, only one antenna is activated in each transmission period and the precoding matrix should be diagonal [7].

In the references of multicast spatial modulation, reference [9] firstly analyzes the BER performance of the multicast SMSs and provide a closed-form asymptotic BER upper by exploiting the system statistics. Finally, reference [9] studies the impact of the receiver number on BER in the multicast spatial modulation. Furthermore, reference [10] proposes two heuristic transmit mode selection algorithms, including tree pruning technique and approximating the signal constellation. Then reference [10] also design a precoder approach to improve the system. Similarly, reference [8] considers both antenna selection and the precoding coefficients, and gives the optimization problem. However, the optimization problem was not solved directly and reference [8] uses exhaustive search algorithm and convex optimization tools in turn to solve antenna selection and precoding design problems.

In this paper, antenna selection and multicast precoding in multicast based SMSs are design jointly. To facilitate the joint optimization of antenna selection and precoding, a single-stage reformulation is proposed to reconstruct the problem of joint optimization into a mix-integer non-linear program. Secondly, a branch and bound based algorithm is designed to obtain the quasi-optimal solution, whose convergence behavior and performance superiority are verified by the numerical results. Specifically, when the number of iterations reaches 10 to 15, the proposed branch and bound based algorithm converges with the accuracy of 0.0001, which is defined as the gap between the obtained upper bounds and lower bounds. This shows that the proposed algorithm converges fast, thus proving the effectiveness of joint antenna selection and multicast precoding in SMS. Moreover, a low-complexity deflation algorithm based on successive convex approximation (SCA) is proposed to obtain a suboptimal solution, which can achieve BER performance close to the exhaustive search based algorithm. To the best of our knowledge, this is the first work studying the single-stage reformulation for jointly solving the antenna selection and precoding problems. Meanwhile, under the same BER condition, the SNR corresponding to the deflation algorithm achieve 1dB lower than the result of the exhaustive search based algorithm.

Notations: We employ uppercase boldface letters for matrices and lowercase boldface for vectors. $\mathbb{E}(\cdot)$, $Tr(\cdot)$, $\|\cdot\|_p$, $(\cdot)^T$, $(\cdot)^H$ and $\text{Re}(\cdot)$ return the expectation, trace, l_p -norm, transpose, conjugate transpose and the real part of the input respectively.

2. System Description

As shown in Fig. 1, we consider the downlink of a multicasting SMS where a base station (BS) multicasts a common message to K users simultaneously using both the TA domain and APM domain signal transmission [1]. The BS is equipped with N_{tot} antennas whereas each user equipment (UE) has N_R antennas. For brevity, we denote $\mathcal{K} = \{1, 2, \dots, K\}$ and $\mathcal{N}_{\text{tot}} = \{1, 2, \dots, N_{\text{tot}}\}$ as the user set and transmit antenna set, respectively.

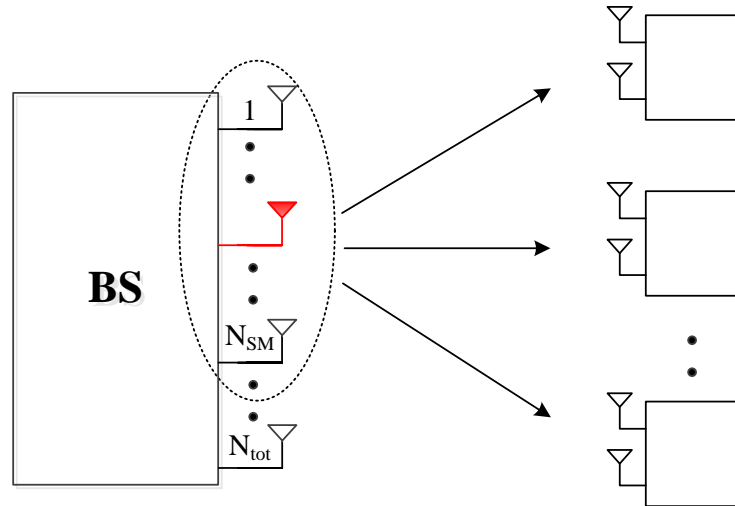


Fig. 1. Downlink of a multicasting SMS.

2.1 Signal Model

In each transmission, the BS selects N_{SM} antennas from N_{tot} to perform spatial modulation, where N_{SM} is power of 2 [3]. There are total $C_{N_{\text{tot}}}^{N_{\text{SM}}}$ possible combinations of antenna selection. I is denoted as the set of selected N_{SM} antennas with $|I| = N_{\text{SM}}$, and \mathcal{I} as the set of enumerations of all possible antenna selections with $|\mathcal{I}| = C_{N_{\text{tot}}}^{N_{\text{SM}}}$. Let $\mathbf{H}_k \in \mathbb{C}^{N_R \times N_{\text{tot}}}$ be the channel matrix from the BS to the k -th user. Then after antenna selection, the channel of user k used for spatial modulation becomes $\mathbf{H}_{k,I} \in \mathbb{C}^{N_R \times N_{\text{SM}}}$ where $I \in \mathcal{I}$. In each transmission, the first $\log_2 N_{\text{SM}}$ bits of the transmitted signal are mapped to one point in the spatial constellation set defined as

$$\mathcal{S} = \{e_1, \dots, e_i, \dots, e_{N_{\text{SM}}}\} \quad (1)$$

where $e_i \in \mathbb{C}^{N_{\text{SM}} \times 1}$ is an all-zero vector except for the i -th entry, which is 1. The selection of e_i indicates that the i -th antenna among all the selected N_{SM} antennas is activated. Next, the last $\log_2 M$ bits are transmitted from the activated antenna by M-QAM or M-PSK signal constellation defined by

$$\mathcal{M} = \{s_1, \dots, s_m, \dots, s_M\} \quad (2)$$

where $s_m \in \mathbb{C}$ with $\mathbb{E}\{|s_m|^2\} = 1$

The spectral efficiency in the described system can be computed as $\log_2 N_{\text{SM}} M$ bits per channel use. The transmitted spatial modulation constellation \mathcal{SM} with cardinality $N_{\text{SM}} M$ is the Cartesian product of \mathcal{S} and \mathcal{M} which is given by

$$\mathcal{SM} = \{e_1 s_1, \dots, e_i s_m, \dots, e_{N_{\text{SM}}} s_M\} \quad (3)$$

Next, denote the transmitted spatial modulation symbol as $x_l = e_i s_m \in \mathbb{C}^{N_{\text{SM}} \times 1}$ with $x_l \in \mathcal{SM}$. Then x_l is precoded by a diagonal matrix $\mathbf{W} = \text{diag}(\mathbf{w}) \in \mathbb{C}^{N_{\text{SM}} \times N_{\text{SM}}}$ with $\mathbf{w} = [w_{I_1}, \dots, w_{I_{\text{SM}}}] \in \mathbb{C}^{N_{\text{SM}} \times 1}$ given I . Then the received signal at user k given antenna selection $I \in \mathcal{I}$ can be written as

$$\mathbf{y}_k = \mathbf{H}_{k,I} \mathbf{W} x_l + \mathbf{n}_k = \mathbf{h}_{k,I_i} w_{I_i} s_m + \mathbf{n}_k \quad (4)$$

Where, I_i is the i -th element in I and \mathbf{h}_{k,I_i} is the i -th column in $\mathbf{H}_{k,I}$ which also is the I_i -th column in the total channel matrix \mathbf{H}_k . And w_{I_i} is the precoding coefficient for antenna I_i in \mathcal{N}_{tot} . Moreover, $\mathbf{n}_k \sim \mathcal{CN}(0, \sigma^2 \mathbf{I}_{N_k})$ denotes the additive noise at user k .

At the receiver side, user k decodes the TA domain signal (i.e., index of the activated antenna) and APM domain signal jointly with maximum likelihood (ML) detector as follows

$$\hat{x}_l^{\text{ML}} = \arg \min_{\hat{x}_l \in \mathcal{SM}} \|\mathbf{y}_k - \mathbf{H}_{k,I} \mathbf{W} \hat{x}_l\|_2^2, \forall k \in \mathcal{K} \quad (5)$$

The error performance of the ML detector at user k can be approximated by the sum of the pairwise error probability (PEP), which is given by [5]

$$P_k^{\text{Error}}(I, \mathbf{w}) \leq \sum_{l=1}^{N_{\text{SM}} M} \sum_{t=1, t \neq l}^{N_{\text{SM}} M} \mathcal{Q} \left(\sqrt{\frac{1}{2\sigma^2} d_{k,lt}(I, \mathbf{w})} \right) \quad (6)$$

where, $\mathcal{Q}(x) = \frac{1}{\sqrt{2\pi}} \int_x^\infty e^{-\frac{y^2}{2}} dy$ denotes the Gaussian tail probability [1], and

$d_{k,lt}(I, \mathbf{w}) = \|\mathbf{H}_{k,I} \mathbf{W}(x_l - x_t)\|_2^2$ is the squared Euclidian distance between two different spatial modulation symbols $x_l \in \mathcal{SM}$ and $x_t \in \mathcal{SM}$ observed at receiver k . Similar to [1] and [5], we employ the nearest neighbor approximation for PEP in (6) and we have

$$\tilde{p}_k^e(I, \mathbf{w}) = \lambda \mathcal{Q} \left(\sqrt{\frac{1}{2\sigma^2} d_{\min}^k(I, \mathbf{w})} \right) \quad (7)$$

where, λ is the number of neighboring constellation points [1] and

$$\begin{aligned} d_{\min}^k(I, \mathbf{w}) &= \min_{\substack{x_l, x_t \in \mathcal{SM} \\ x_l \neq x_t}} \|\mathbf{H}_{k,I} \mathbf{W}(x_l - x_t)\|_2^2 \\ &= \min_{\substack{i, j \in \mathcal{N}_{\text{SM}}, i \leq j \\ s_m, s_n \in \mathcal{M} \\ (i,m) \neq (j,n)}} \|\mathbf{h}_{k,I_i} w_{I_i} s_m - \mathbf{h}_{k,I_j} w_{I_j} s_n\|_2^2 \end{aligned} \quad (8)$$

In multicast system, the system performance is dominated by the worst user. Similar to (9), the BER performance of the considered multicasting SMS is defined by the worst BER among all the users, and can be written by

$$\tilde{P}^e(I, \mathbf{w}) = \max_{k \in \mathcal{K}} \tilde{P}_k^e(I, \mathbf{w}) \quad (9)$$

2.2 Problem Formulation

In this paper, the BER of the multicasting SMS by jointly optimizing the transmit antenna selection and multicast precoding subject is minimized to the power constraint at the BS,

which can be formulated as

$$\min_{I, \mathbf{w}} \max_{k \in \mathcal{K}} \tilde{P}_k^e(I, \mathbf{w}) \quad (10a)$$

$$s.t. \quad \|\mathbf{w}\|_2^2 \leq P_T \quad (10b)$$

where, P_T is the total power constraint at the BS.

Since $\tilde{P}_k^e(I, \mathbf{w})$ in (7) is a monotonically decreasing function of $d_{\min}^k(I, \mathbf{w})$, the objective (10a) is equivalent to $\max_{I, \mathbf{w}} \min_{k \in \mathcal{K}} d_{\min}^k(I, \mathbf{w})$. Hence, problem (10) can be equivalently written as

$$\max_{I, \mathbf{W}} \min_{k \in \mathcal{K}} \min_{\substack{i, j \in \mathcal{N}_{SM}, i \leq j \\ s_m, s_n \in \mathcal{M} \\ (i, m) \neq (j, n)}} \left\| \mathbf{h}_{k, I_i} \mathbf{w}_{I_i} s_m - \mathbf{h}_{k, I_j} \mathbf{w}_{I_j} s_n \right\|_2^2 \quad (11)$$

$$s.t. \quad \|\mathbf{w}\|_2^2 \leq P_T \quad (11b)$$

3. Single-stage Reformulation

In the formulation (11), the antenna selection variable I is a set of antenna indices, which cannot be designed jointly with precoding coefficients w unless enumerating all possible antenna combinations as in formulation (8). In what follows, we integrate the antenna selection and multicast precoding into an equivalent single-stage reformulation of (11), by which we can leverage the tools of optimization to design them jointly. To this end, we introduce a binary vector $\mathbf{b} = [b_1, \dots, b_{N_{\text{tot}}}]$ to denote the antenna selection, i.e., $b_i = 1$ if antenna i is selected; otherwise, $b_i = 0$. Since there are N_{SM} antennas selected, we have $\sum_{i=1}^{N_{\text{tot}}} b_i = N_{SM}$. Note that there

is an one-to-one mapping between \mathbf{b} and I . Next, using the idea of Big-M formulation (11), formulation (11) is reformulated as follows

$$\max_{I, \mathbf{W}} \min_{k \in \mathcal{K}} \min_{\substack{i, j \in \mathcal{N}_{SM}, i \leq j \\ s_m, s_n \in \mathcal{M} \\ (i, m) \neq (j, n)}} \left\| \mathbf{h}_{k, i} v_i s_m - \mathbf{h}_{k, j} v_j s_n \right\|_2^2 + \Phi_{ij}^k \quad (12a)$$

$$s.t. \quad b_i \in \{0, 1\}, \forall i \in \mathcal{N}_{\text{tot}} \quad (12b)$$

$$\sum_{i=1}^{N_{\text{tot}}} b_i = N_{SM} \quad (12c)$$

$$|v_i|^2 \leq b_i P_T, \forall i \in \mathcal{N}_{\text{tot}} \quad (12d)$$

$$\|\mathbf{v}\|_2^2 \leq P_T \quad (12e)$$

where $\Phi_{ij}^k = (1 - b_i) \Omega_k + (1 - b_j) \Omega_k$. Constant Ω_k has a sufficiently large value which should be chosen such that when $b_i = 0$ or $b_j = 0$ the term $\left\| \mathbf{h}_{k, i} v_i s_m - \mathbf{h}_{k, j} v_j s_n \right\|_2^2 + \Phi_{ij}^k$ is inactive in the second min function of (12a) for every feasible channel realization, precoding coefficients, and APM symbols. A simple choice could be $\Omega_k = \max_{i \in \mathcal{N}_{\text{tot}}} 2P_T \|\mathbf{h}_{k, i}\|_2$. The variable v_i is the precoding coefficient. Besides, $\mathbf{v} = [v_1, \dots, v_{N_{\text{tot}}}]^T \in \mathbb{C}^{N_{\text{tot}} \times 1}$. Since there are N_{SM} antennas selected from N_{tot} , we have $\|\mathbf{v}\|_0 = N_{SM}$ which is guaranteed by constraints (12c) and (12d). We note that the indices i, j in (12) take values from 1 to N_{tot} , which is different from i, j in (11) taking values from 1 to N_{SM} .

Proposition 1: Problems (11) and (12) are equivalent.

Proof: First, based on the definition of binary variable $b_i = 1$ and constraint (12c), we can see that there is an one-to-one mapping between $I \in \mathcal{I}$ in (11) and \mathbf{b} in (12). Also, constraints (12c) and (12d) ensure $\|\mathbf{v}\|_0 = N_{\text{SM}}$ and only the selected antennas have non-zero precoding coefficients. Hence, there is an one-to-one mapping between \mathbf{w} in (11) and \mathbf{v} in (12).

On the other hand, for the objective in (12a), we denote

$$\tilde{d}_{\min}^k(\mathbf{b}, \mathbf{v}) = \min_{\substack{i, j \in \mathcal{N}_{\text{SM}}, i \leq j \\ s_m, s_n \in \mathcal{M} \\ (i, m) \neq (j, n)}} \left\| \mathbf{h}_{k,i} v_i s_m - \mathbf{h}_{k,j} v_j s_n \right\|_2^2 + \Phi_{ij}^k \quad (13)$$

Then to prove that (11) and (12) are equivalent, we only need to prove $\tilde{d}_{\min}^k(\mathbf{b}, \mathbf{v}) = \tilde{d}_{\min}^k(I, \mathbf{w})$ for any given antenna selection, precoding coefficients and user index. Suppose $I = \{I_1, \dots, I_{N_{\text{SM}}}\}$ are the selected N_{SM} antennas and the corresponding precoding coefficients are $\mathbf{w} = \{w_{I_1}, \dots, w_{I_{N_{\text{SM}}}}\}$. Let $I^c = \mathcal{N}_{\text{tot}} \setminus I$, i.e., the relative complement of set I with respect to set \mathcal{N}_{tot} , denote the set of unused antennas. Hence we have $b_i = 1$ and $v_i = w_i$ if $i \in I$; otherwise, if $i \in I^c$, we have $b_i = 0$ and $v_i = 0$. Then it follows that $\tilde{d}_{\min}^k(\mathbf{b}, \mathbf{v}) = \min \left\{ \tilde{d}_{\min}^{k,I}(\mathbf{b}, \mathbf{v}), \tilde{d}_{\min}^{k,I^c}(\mathbf{b}, \mathbf{v}) \right\}$, where

$$\tilde{d}_{\min}^{k,I}(\mathbf{b}, \mathbf{v}) = \min_{\substack{i, j \in I, i \leq j \\ s_m, s_n \in \mathcal{M} \\ (i, m) \neq (j, n)}} \left\| \mathbf{h}_{k,i} v_i s_m - \mathbf{h}_{k,j} v_j s_n \right\|_2^2 \quad (14)$$

$$\tilde{d}_{\min}^{k,I^c}(\mathbf{b}, \mathbf{v}) = \min_{\substack{i \in I^c \parallel j \in I^c, \\ i \leq j, \\ s_m, s_n \in \mathcal{M} \\ (i, m) \neq (j, n)}} \left\| \mathbf{h}_{k,i} v_i s_m - \mathbf{h}_{k,j} v_j s_n \right\|_2^2 + \Phi_{ij}^k \quad (15)$$

where $i \in I^c \parallel j \in I^c$ means that at least one element in $\{i, j\}$ belongs to I^c , i.e., at least one element in $\{b_i, b_j\}$ is zero.

Note that in (14), i and j are the indices of selected transmit antennas and $b_i = b_j = 1$. Hence, $(1-b_i)\Omega_k + (1-b_j)\Omega_k = 0$.

Recalling (8), we can obtain that $\tilde{d}_{\min}^{k,I}(\mathbf{b}, \mathbf{v}) = \tilde{d}_{\min}^k(\mathbf{b}, \mathbf{v})$. Since $\Omega_k = \max_{i \in \mathcal{N}_{\text{tot}}} 2P_T \|\mathbf{h}_{k,i}\|_2^2$, we have $\tilde{d}_{\min}^{k,I}(\mathbf{b}, \mathbf{v}) < \tilde{d}_{\min}^{k,I^c}(\mathbf{b}, \mathbf{v})$ which results in $\tilde{d}_{\min}^k(\mathbf{b}, \mathbf{v}) = \tilde{d}_{\min}^{k,I}(\mathbf{b}, \mathbf{v}) = \tilde{d}_{\min}^k(I, \mathbf{w})$. Hence, (11) and (12) are equivalent.

4. Joint Antenna Selection and Multicast Precoding Design

The single-stage reformulation in problem (12) is a mixed-integer non-linear program (MINLP), which is NP-hard to solve. Besides, the objective in (12a) is non-smooth and non-convex. To proceed, we first show that problem (12) can be further reformulated into a mixed-integer quadratically constrained quadratic programming (MI-QCQP) problem.

4.1 Equivalent formulation

Proposition 2: The MINLP problem in (12) is equivalent to the following MI-QCQP problem

$$\max_{\mathbf{b}, \mathbf{v}} \min_{k \in \mathcal{K}} \min_{\substack{i, j \in \mathcal{N}_{\text{tot}} \\ i \leq j \\ s_m, s_n \in \mathcal{M} \\ (i, m) \neq (j, n)}} \mathbf{v}^H \mathbf{R}_{im, jn}^k \mathbf{v} + \Phi_{ij}^k \quad (16a)$$

$$s.t. \quad b_i \in \{0, 1\}, \forall i \in \mathcal{N}_{\text{tot}} \quad (16b)$$

$$\sum_{i=1}^N b_i = N_{SM} \quad (16c)$$

$$|v_i|^2 \leq b_i P_T, \forall i \in \mathcal{N}_{\text{tot}} \quad (16d)$$

$$\|\mathbf{v}\|_2^2 \leq P_T \quad (16e)$$

where, $\mathbf{R}_{im, jn}^k = \mathbf{H}_k^H \mathbf{H}_k \circ \Theta_{im, jn}^T$ is positive semidefinite matrix in which the matrix $\Theta_{im, jn} = (\mathbf{e}_i s_m - \mathbf{e}_j s_n)(\mathbf{e}_i s_m - \mathbf{e}_j s_n)^H$. The operator \circ denotes the Hadamard product. Moreover, $\mathbf{e}_i \in \mathbb{C}^{N_{\text{tot}} \times 1}$ is an all-zero vector except for the i -th entry, which is 1.

Proof: In order to see the equivalence between the objective functions in (16a) and (12a), we denote the distance as $d_{im, jn}^k = \|\mathbf{h}_{k,i} v_i s_m - \mathbf{h}_{k,j} v_j s_n\|^2$. Next, introduce a diagonal matrix $\mathbf{V} = \text{diag}(\mathbf{v}) \in \mathbb{C}^{N_{\text{tot}} \times N_{\text{tot}}}$ where $\text{diag}(\mathbf{v})$ represents the diagonal matrix which its main diagonal elements are the components of the vector \mathbf{v} . Then we have

$$\begin{aligned} d_{im, jn}^k &= \left\| \mathbf{H}_k \mathbf{V} (\mathbf{e}_i s_m - \mathbf{e}_j s_n) \right\|^2 \\ &= \text{Tr} \left\{ \mathbf{V}^H \mathbf{H}_k^H \mathbf{H}_k \mathbf{V} (\mathbf{e}_i s_m - \mathbf{e}_j s_n) (\mathbf{e}_i s_m - \mathbf{e}_j s_n)^H \right\} \\ &= \text{Tr} \left\{ \mathbf{V}^H \mathbf{H}_k^H \mathbf{H}_k \mathbf{V} \Theta_{im, jn} \right\} \\ &\stackrel{(a)}{=} \mathbf{v}^H (\mathbf{H}_k^H \mathbf{H}_k \circ \Theta_{im, jn}^T) \mathbf{v} \\ &= \mathbf{v}^H \mathbf{R}_{im, jn}^k \mathbf{v} \end{aligned} \quad (17)$$

where, (a) follows from Eq. (1.10.6) in (12). Hence, the equivalence of problems (16) and (12) has been proved.

Next, the MI-QCQP problem (16) can be further converted (16) to the following equivalent problem

$$\max_{\mathbf{b}, \mathbf{v}, t} \quad t \quad (18a)$$

$$s.t. \quad \mathbf{v}^H \mathbf{R}_{im, jn}^k \mathbf{v} + \Phi_{ij}^k \geq t, \forall k \in \mathcal{K}, i, j \in \mathcal{N}, i \leq j \quad (18b)$$

$$s_m, s_n \in \mathcal{M}, (i, m) \neq (j, n) \quad (16b) - (16e) \quad (18c)$$

4.2 Quasi-Optimal Solution Based on Branch and Bound

In this subsection, we design a quasi-optimal algorithm for solving (18) by employing the branch and bound framework, in which branching and bounding are main tasks. In general,

the branching step divides the feasible region into subsets and constructs sub-problems with those subsets. The bounding step finds the upper and lower bounds for those sub-problems within the corresponding subset. Specifically, we denote $\mathcal{Q} = \{\mathbf{b}, \mathbf{v} | (16b)-(16e)\}$ as the feasible region. Then we branch the feasible region \mathcal{Q} according to integer variables \mathbf{b} , and divide the original problem into sub-problems accordingly.

Branching Step: Pick any index i , and we can divide the origin set \mathcal{Q} into two subsets $\mathcal{Q}_1 = \{\mathbf{b}, \mathbf{v} | b_i = 0, (16b)-(16e)\}$ and $\mathcal{Q}_2 = \{\mathbf{b}, \mathbf{v} | b_i = 1, (16b)-(16e)\}$. Then the bounding steps described below are performed to obtain the upper and lower bounds of the original problem in these subsets respectively. Next, the subset with respect to the current overall upper bound is chosen to be further branched.

Bounding Step: In this step, we calculate the upper and lower bounds for the objective of (18) in different subsets. For convenience, we introduce $\xi = [\xi_1, \dots, \xi_{N_{\text{tot}}}] \in \mathbb{R}^{N_{\text{tot}} \times 1}$ as the state vector for the integer variables \mathbf{b} and the corresponding subset \mathcal{Q}_ξ in the branching step, the elements of which take values from $\{0, 1, -1\}$. Specifically, $\xi_i = 1$ or 0 indicates that $b_i = 1$ or 0 . If $\xi_i = -1$, b_i has not been branched yet. Denote $\mathcal{A}_\xi = \{i \in \mathcal{N}_{\text{tot}} | \xi_i = 0 \text{ or } 1\}$. Then subset \mathcal{Q}_ξ which is divided by \mathcal{A}_ξ can be written as $\mathcal{Q}_\xi = \{\mathbf{b}, \mathbf{v} | b_i = \xi_i, (i \in \mathcal{A}_\xi), (16b)-(16e)\}$.

Next, to obtain the upper bound in subset \mathcal{Q}_ξ , we relax the undetermined binary variables $b_i (i \in \mathcal{N}_{\text{tot}} \setminus \mathcal{A}_\xi)$ into $0 \leq b_i \leq 1$, and then solve problem (18) using the SCA framework [13], which convexity the nonconvex constraint (18b) and iteratively approximate the nonconvex problem to convex ones. Specifically, at SCA iteration l , the left-hand-side of (18b) can be lower bounded by its first-order Taylor series expansion around \mathbf{v}^l , and (18b) can be approximated by

$$2 \operatorname{Re}(\mathbf{v}^{l,H} R_{im,jn}^k \mathbf{v}) - \mathbf{v}^{l,H} R_{im,jn}^k \mathbf{v}^l + \Phi_{i,j}^k \geq t \quad (19)$$

Then the approximated convex problem at SCA iteration l can be written as

$$\max_{\mathbf{b}, \mathbf{v}, t} t \quad (20a)$$

$$s.t. \quad b_i = \xi_i, i \in \mathcal{A}_\xi \quad (20b)$$

$$0 \leq b_i \leq 1, i \in \mathcal{N}_{\text{tot}} \setminus \mathcal{A}_\xi \quad (20c)$$

$$(16c)-(16e), (19) \quad (20d)$$

which is convex and can be solved by modern solvers. The SCA algorithm is summarized for obtaining \mathbf{v} giving ξ in **Algorithm 1**. The value of t at convergence is the upper bound.

Algorithm 1 SCA Algorithm for Obtaining (\mathbf{v}, t) Given ξ

- 1: Set $l := 0$. Initialize starting points \mathbf{v}^0 .
 - 2: **Repeat**
 - 3: Solve problem (20) at \mathbf{v}^l to get the optimal solution (\mathbf{v}^*, t^*) .
 - 4: Update $\mathbf{v}^{l+1} = \mathbf{v}^*$.
 - 5: Set $l := l + 1$.
 - 6: **End**
-

Function $[U^*, \mathbf{b}^*] = \text{UB}(\xi)$ is defined to represent the processing for computing the upper bound, in which U^* is the obtained upper bound and $\mathbf{b}^* = [b_1^*, \dots, b_{N_{\text{tot}}}^*]$ is not integral. In order to get the lower bound for the objective of (18) in Q_ξ , round b_i^* ($i \in A_\xi$) to 0 or 1, and denote the obtained integer variables as be $\tilde{\mathbf{b}}$. Then similar to **Algorithm 1**, we apply SCA algorithm to solve (18) given be $\tilde{\mathbf{b}}$, and the obtained lower bound is denoted as $L^* = \text{LB}(\xi, \tilde{\mathbf{b}})$. If it is infeasible, the lower bound in subset Q_ξ is $L^* = \infty$.

The branching and bounding steps are performed iteratively until the overall upper bound and overall lower bound converge. The details of the proposed branch and bound algorithm for solving problem (18) is summarized in **Algorithm 2**.

Algorithm 2 Algorithm Based on Branch and Bound

- 1: Set the index of the Branch and Bound process $r := 0$.
 - 2: Initialize state vector $\xi_{\text{init}} = [-1, \dots, -1] \in \mathbb{R}^{N_{\text{tot}} \times 1}$.
 - 3: Initialize search space $\mathcal{F} = \{\xi_{\text{init}}\}$.
 - 4: Get upper bound U_0 using $(U_0, \mathbf{b}_0) = \text{UB}(\xi_{\text{init}})$.
 - 5: Round \mathbf{b}_0 to get integer vector $\tilde{\mathbf{b}}_0$, Get lower bound using $L_0 = \text{UB}(\xi_{\text{init}}, \tilde{\mathbf{b}}_0)$.
 - 6: **While** $U_r - L_r > \varepsilon$
 - 7: Pick $\xi \in \mathcal{F}$ for which $U_r = \text{UB}(\xi)$.
 - 8: Pick any index i with $\xi_i = -1$.
 - 9: Initialize state vector $\xi^I = \xi^{\text{II}} = \xi$.
 - 10: Branch the selected subset by setting $\xi_i^I = 0$, $\xi_i^{\text{II}} = 1$.
 - 11: Add ξ^I and ξ^{II} into \mathcal{F} , remove ξ from \mathcal{F} .
 - 12: Get upper bounds $(U^I, \mathbf{b}^I) = \text{UB}(\xi^I)$, $(U^{\text{II}}, \mathbf{b}^{\text{II}}) = \text{UB}(\xi^{\text{II}})$.
 - 13: Round \mathbf{b}^I and \mathbf{b}^{II} to get $\tilde{\mathbf{b}}^I$ and $\tilde{\mathbf{b}}^{\text{II}}$ respectively.
 - 14: Get lower bounds: $L^I = \text{UB}(\xi^I, \tilde{\mathbf{b}}^I)$, $L^{\text{II}} = \text{UB}(\xi^{\text{II}}, \tilde{\mathbf{b}}^{\text{II}})$.
 - 15: Update upper bound and lower bound $U_{r+1} = \min\{U^I, U^{\text{II}}, U_r\}$,
 $L_{r+1} = \min\{L^I, L^{\text{II}}, L_r\}$.
 - 16: Set $r := r + 1$.
 - 17: **End**
-

4.3 Low-complexity Suboptimal Deflation Algorithm Based on SCA

In this subsection, we propose a low-complexity algorithm for solving (18) in which the integer variables \mathbf{b} are treated by the deflation process [14]. At first, all N_{tot} antennas are assumed to be selected. Next, we drop some poor communication link one by one until there

remains N_{SM} antennas, i.e., $\|\mathbf{b}\|_0 = N_{SM}$. In each step of the deflation process, after the remaining set of antennas is determined, i.e., giving \mathbf{b} , the precoding vector \mathbf{v} is obtained by solving (18) using the SCA framework similar to [Algorithm 1](#).

Then the approximated convex problem at SCA iteration l can be formulated as

$$\max_{\mathbf{v}, t} t \quad (21a)$$

$$s.t. \quad (16c) - (16e), (19) \quad (21b)$$

The overall procedure of deflation SCA algorithm for solving problem (18) is summarized in [Algorithm 3](#).

Algorithm 3 Deflation Algorithm Based on SCA

1: Initialize: $b_i = 1, \forall i \in \mathcal{N}_{tot}$, i.e., $\|\mathbf{b}\|_0 = N_{tot}$.

2: **While** $\|\mathbf{b}\|_0 > N_{SM}$

3: Obtain \mathbf{v} using [Algorithm 1](#).

4: Get the index $\rho = \arg \max_{i \in \mathcal{N}_{tot}} \|v_i\|_2^2$.

5: Set $b_\rho := 0$.

6: **End**

7: Obtain \mathbf{v} using [Algorithm 1](#).

4.4 Complexity Analysis

In this section, the complexity of the proposed algorithms is discussed. Firstly, in [Algorithm 3](#), the number of the subsets are needed to be considered increases exponentially with the problem dimension. Problem (20) approximately consist of $2N_{tot} + 1$ variables and 1 second-order cone constraint of dimension N_{tot} . Hence, In the worst case, we need to traverse all $2N_{tot} - 2$ subsets and the worst-case complexity is given by $O(2^{N_{tot}+1} N_{tot}^2)$. Secondly, the iteration times in [Algorithm 3](#) is $N_{tot} - N_{SM}$, and the constraints in problem (21) consist of $N_{tot} + 1$ variables and 1 second-order cone constraint of dimension N_{tot} approximately. Thus, the complexity of [Algorithm 3](#) can be given by $O(N_{tot}^3)$.

5. Numerical results

In this section, we present numerical results to evaluate the performance of the proposed algorithms, where $K = 2$, $N_R = 2$, $N_{SM} = 2$, $\varepsilon = 10^{-4}$ and $P_T = N_{SM} \text{ Watt}$. Moreover, QPSK constellations are employed to modulate the source information bits.

Firstly, we investigate the convergence behaviors of the branch and bound based algorithm in [Algorithm 2](#) and the SCA algorithm in [Algorithm 3](#) as depicted in [Fig. 2](#) and [Fig. 3](#), respectively. The parameters are set as $N_{tot} = 6$ and $\text{SNR} = 3\text{dB}$. The results in [Fig. 2](#) corroborate the fact that the proposed branch and bound algorithm converges to its optimal value exactly. Note that in the first three iterations, the value of the lower bound is ∞ , so it is not drawn in [Fig. 2](#). Then, as the number of iterations increases, the upper bound decreases and the lower bound increases until convergence. Moreover, as shown in [Fig. 3](#), we can see

that the SCA algorithm converges fast toward the optimal value illustrated by the dotted line therein.

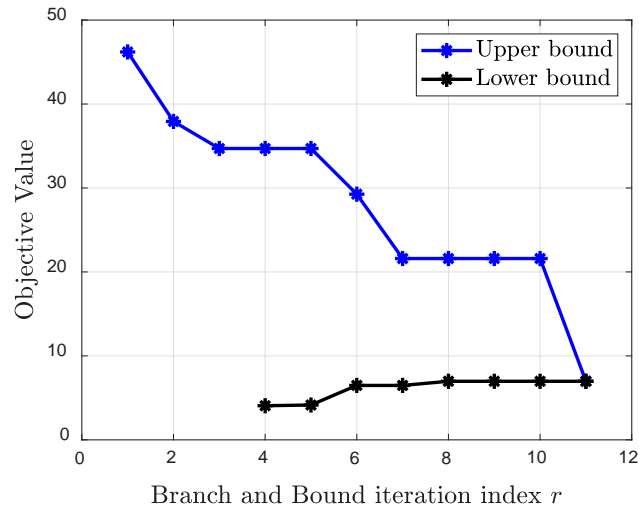


Fig. 2. Convergence behavior of **Algorithm 2** giving $N_{\text{tot}} = 6$, SNR = 3dB with QPSK.

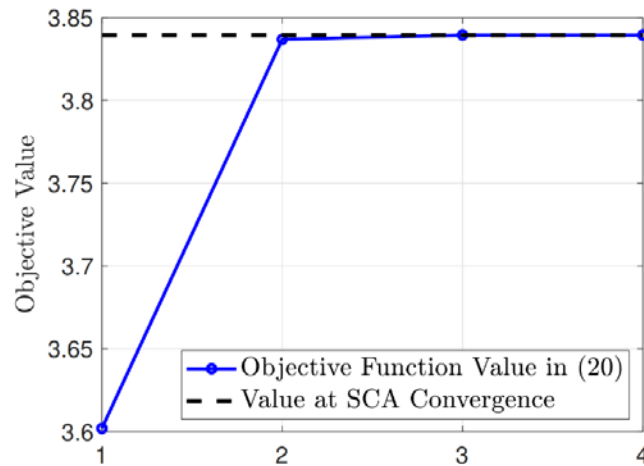


Fig. 3. Convergence behavior of SCA in **Algorithm 3** giving $N_{\text{tot}} = 6$, SNR = 3dB with QPSK.

Next, we investigate the BER comparison versus the signal-to-noise-ratio (SNR) in **Fig. 4** and **Fig. 5** with $N_{\text{tot}} = 4$ or 6. As shown in **Fig. 4** and **Fig. 5**, the branch and bound algorithm can achieve the best BER performance among all the algorithms since it can get the optimal solution, and the superiority becomes more pronounced as N_{tot} increases. Moreover, the performance of the deflation SCA algorithm is close to the exhaustive search based algorithm while avoiding enumerating all the antenna combinations. Furthermore, the BER performance of these algorithms with $N_{\text{tot}} = 6$ in **Fig. 4** is better than that with $N_{\text{tot}} = 4$ in **Fig. 5**.

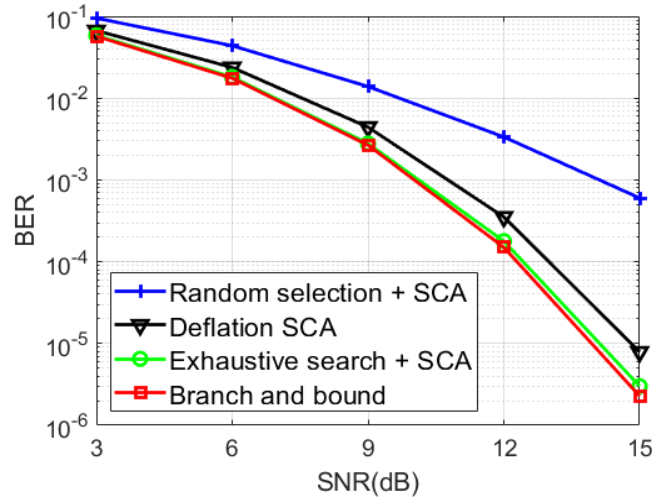


Fig. 4. BER for SMS giving $N_{SM} = 2$ with QPSK, $N_{tot} = 4$.

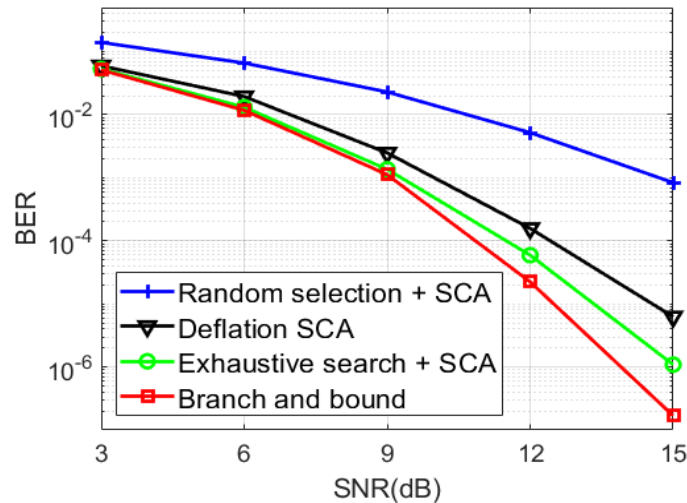


Fig. 5. BER for SMS giving $N_{SM} = 2$ with QPSK, $N_{tot} = 4$.

6. Conclusion

In this paper, the transmit antenna selection and multicast precoding problem has been treated in multicast based SMSs. To this end, an equivalent single-stage reformulation of the original problem has been proposed to leverage the tools of optimization to design antenna selection and precoding coefficients jointly and simultaneously. Then, two algorithms to solve the reformulated mixed-integer non-linear problem have been proposed, where a branch and bound based iterative algorithm that can achieve quasi-optimal solution, and a deflation SCA algorithm that achieves elegant performance with low-complexity. The outcomes of this study highlight the significance of our approaches in improving the performance of transmit antenna selection and multicast precoding in SMSs. Numerical results demonstrate the convergence and efficiency of the proposed schemes, the convergence of our proposed iterative algorithm is between 10 and 15 iterations. Moreover, when the iterative algorithm and the exhaustive

search based algorithm take the same BER accuracy conditions, the signal-to-noise-ratio (SNR) of the iterative algorithm is 1-2dB lower than the exhaustive search based algorithm.

References

- [1] P. Yang, M. Di Renzo, Y. Xiao, S. Li and L. Hanzo, "Design Guidelines for Spatial Modulation," *IEEE Communications Surveys & Tutorials*, vol. 17, no. 1, pp. 6-26, Firstquarter 2015. [Article\(CrossRef Link\)](#)
- [2] N. D. Sidiropoulos, T. N. Davidson and Zhi-Quan Luo, "Transmit beamforming for physical-layer multicasting," *IEEE Transactions on Signal Processing*, vol. 54, no. 6, pp. 2239-2251, June 2006. [Article \(CrossRef Link\)](#)
- [3] R. Rajashekar, K. V. S. Hari and L. Hanzo, "Quantifying the Transmit Diversity Order of Euclidean Distance Based Antenna Selection in Spatial Modulation," *IEEE Signal Processing Letters*, vol. 22, no. 9, pp. 1434-1437, Sept. 2015. [Article \(CrossRef Link\)](#)
- [4] R. Rajashekar, K. V. S. Hari and L. Hanzo, "Antenna Selection in Spatial Modulation Systems," *IEEE Communications Letters*, vol. 17, no. 3, pp. 521-524, March 2013. [Article \(CrossRef Link\)](#)
- [5] P. Cheng, Z. Chen, J. A. Zhang, Y. Li and B. Vucetic, "A Unified Precoding Scheme for Generalized Spatial Modulation," *IEEE Transactions on Communications*, vol. 66, no. 6, pp. 2502-2514, June 2018. [Article \(CrossRef Link\)](#)
- [6] M. Lee, W. Chung, and T. Lee, "Generalized Precoder Design Formulation and Iterative Algorithm for Spatial Modulation in MIMO Systems With CSIT," *IEEE Transactions on Communications*, vol. 63, no. 4, pp. 1230-1244, April 2015. [Article \(CrossRef Link\)](#)
- [7] P. Yang, Y. L. Guan, Y. Xiao, M. D. Renzo, S. Li and L. Hanzo, "Transmit Precoded Spatial Modulation: Maximizing the Minimum Euclidean Distance Versus Minimizing the Bit Error Ratio," *IEEE Transactions on Wireless Communications*, vol. 15, no. 3, pp. 2054-2068, March 2016. [Article \(CrossRef Link\)](#)
- [8] M. Carosino and J. A. Ritcey, "Optimizing joint precoding and transmit antenna selection for spatial modulation," in *Proc. of 2016 50th Asilomar Conference on Signals, Systems and Computers*, Pacific Grove, CA, USA, pp. 915-919, 2016. [Article \(CrossRef Link\)](#)
- [9] M. -C. Lee, W. -H. Chung and T. -S. Lee, "BER Analysis for Spatial Modulation in Multicast MIMO Systems," *IEEE Transactions on Communications*, vol. 64, no. 7, pp. 2939-2951, July 2016. [Article \(CrossRef Link\)](#)
- [10] M. -C Lee and W. -H. Chung, "Configuration selection and precoder design for spatial modulation in multicast MIMO systems," in *Proc. of 2015 IEEE 26th Annual International Symposium on Personal, Indoor, and Mobile Radio Communications (PIMRC)*, Hong Kong, China, pp. 45-50, 2015. [Article \(CrossRef Link\)](#)
- [11] P. K. Korrai, E. Lagunas, A. Bandi, S. K. Sharma and S. Chatzinotas, "Joint Power and Resource Block Allocation for Mixed-Numerology-Based 5G Downlink Under Imperfect CSI," *IEEE Open Journal of the Communications Society*, vol. 1, pp. 1583-1601, 2020. [Article \(CrossRef Link\)](#)
- [12] L. B. Stotts, "Mathematical Preliminaries," in *Free Space Optical Systems Engineering: Design and Analysis*, Wiley, pp.1-49, 2017. [Article \(CrossRef Link\)](#)
- [13] A. Philipp, S. Ulbrich, Y. Cheng and M. Pesavento, "Multiuser downlink beamforming with interference cancellation using a SDP-based branch-and-bound algorithm," in *Proc. of 2014 IEEE International Conference on Acoustics, Speech and Signal Processing (ICASSP)*, Florence, Italy, pp. 7724-7728, 2014. [Article \(CrossRef Link\)](#)
- [14] Y.-F. Liu, Y.-H. Dai, and Z.-Q. Luo, "Joint Power and Admission Control via Linear Programming Deflation," *IEEE Transactions on Signal Processing*, vol. 61, no. 6, pp. 1327-1338, March 15, 2013. [Article \(CrossRef Link\)](#)




Wei Liu received the B.S. and M.S. degree in computer science and technology from Central China Normal University, Wuhan, China, in 2006 and 2009. He is currently pursuing the Ph.D. degree in radio physics at the School of Physical Science and Technology of Central China Normal University, Wuhan, China. His main research interests focuses on the 6G mobile communication, artificial intelligence, and machine learning, etc.



Xinxin Ma received the M.S. degree in communication engineering from the Central China Normal University in 2023. His major research interests include mix-integer convex optimization and communication algorithm simulation.



Haoting Yan received the B.S. degree from School of Physical Science and Technology, Central China Normal University, China, in 2022. She is currently pursuing the M.S. degree at the Institute of Frontier Science and Technology Innovation, Beihang University, China. Her main research interests are electromagnetic compatibility and wireless communication.



Zhongnian Li received B.S. and M.S. telecommunication engineering degree from University of Electronics Science and Technology of China in 1998 and 2004. In 2009, he received Ph.D. degree in wireless communication major from Beijing University of Post and Telecommunication, China. Since 2009, he joined in Central China Normal University as a lecturer. His main research focuses on multi-carrier communication and massive MIMO.



Shouyin Liu received the B.S. degree in physics and the M.S. degree in circuit and system from Central China Normal University, Wuhan, China, in 1985 and 1988. He received the Ph.D. degree in electronic engineering from Hanyang University, Korea, in 2005. From 1988 to 1999, he worked in the Department of Physics at Central China Normal University, Wuhan, China. Since 2005, he has been a Professor in the Department of Electronic and Information Engineering at Central China Normal University. His current research interests include wireless communication and machine learning.