

# A Review of Extended Fraud with COVID-19 on the Online Services

**Bahaeldein Elhussein<sup>1</sup>**

College of Computing and Information Technology  
University of Bisha, Bisha, Saudi Arabia  
bmelamin@ub.edu.sa

**Abdelrahman Elsharif Karrar<sup>2</sup>**

College of Computer Science and Engineering  
Taibah University, Medina, Saudi Arabia  
akarrar@taibahu.edu.sa

## Abstract

Online services are widely spread, and their use increases day by day. As COVID-19 spread and people spent much time online, fraud scams have risen unexpectedly. Manipulation techniques have become more effective at swindling those lacking basic technological knowledge. Unfortunately, a user needs a quorum. The interest in preventing scammers from obtaining effective quality service has become the most significant obstacle, increasing the variety of daily Internet platforms. This paper is concerned with analyzing purchase data and extracting provided results. In addition, after examining relevant documents presenting research discussing them, the recommendation was made that future work avoids them; this would save a lot of effort, money, and time. This research highlights many problems a person may face in dealing with online institutions and possible solutions to the epidemic through theft operations on the Internet.

**Keywords:** *Online Fraud, Evaluation Services, Users Reviews, Service satisfaction, Covid 19 Impact*

## 1. INTRODUCTION

Cybercriminals are taking advantage of the COVID-19 epidemic by offering unwary victims a COVID-19-related fraud. There is currently little research focusing on protecting people from cybercrime. The Pandemic will be a huge societal concern in the early 2020s. More than 81 million cases have been identified across 188 nations and territories as of December 29, 2020, resulting in more than 1,787,000 deaths. Because many countries imposed stringent lockdowns, extensive company closures have profoundly impacted the world economy. Simultaneously, scams arose and spread quickly. The FBI's Internet Crime Complaint Center (IC3) received 3,500 formal complaints about fraud on April 21, 2020. This FBI details cons that operate internet websites that promote bogus immunizations, bogus charity campaigns, spyware, or other detailed complaints[1]. a Result is an increasing number of harmful activities profit from the topic [2].

E-commerce has grown to become one of the essential foundations of the retail industry, influencing business decisions worldwide. The world's lifestyle changed during the home quarantine period and the appearance of the coronavirus. Due to government

restrictions on closing all marketplaces and businesses during this time, businesses suffered[3]. Cybersecurity threats will cost the global economy \$6 trillion by 2021, with attacks increasing fivefold. COVID-19

Although there are many dangers, technical vulnerabilities provide healthcare businesses with less information on how pandemics are like opportunities for hackers[4][3]. Most problems come from systems not configured well to protect customer data. Cheating, deception, and manipulation methods widely used daily in just 90 days have experienced ten years of eCommerce growth. As a result, COVID-19 is changing consumer habits. One hundred thousand stores will close in the next five years. People's consumption habits shifted to online experiences, and they had higher expectations of shopping personalization. Some Generation Z members live virtual lives with 80% of their buddies, whom they have never met [5]. Confirms long periods of electronic commerce, particularly days. However, expanded services provided material gains for some institutions. Electronic retail sales in the United States doubled by 1,548 billion dollars in 2015 and 3,535 in 2019, and further significant growth will reach 6,542 in 2023 [6]. In industrialized countries, the rate of fraud rises as the percentage of business transactions conducted over the Internet rises, and as a result, fraud instances rise as well. As a result, the United States of America is predicted to lead this list due to the widespread use of electronic commercial transactions[7]. Lives were transformed. Lockdowns, self-isolation, and social distancing were implemented as measures that significantly impact digital media's ability to keep employed, entertained, socially connected, and in touch with friends and family. Stay channels are the best alternative[8]—the current state has wreaked havoc on the mental health community. According to research, children, college students, and health workers are prone to acquiring post-traumatic stress disorder, anxiety, depression, and distress symptoms. Distance security influences relationships, perceptions, and empathy toward others[9].

COVID-19 made them sit for extended periods before the Pandemic. Thus, operations for such an unusual expansion appeared. The coronavirus's most recent disaster

hit all sectors. Governments use lockdown, imprisonment, limited movement orders, and separation as preventative measures for public health[10]. These support the concept of specialized platform assessments offered by various institutions. It was a unique, once-in-a-lifetime event that changed billions of lives worldwide, ushering in what is known as the "new normal" in terms of cultural norms and the way we work. Apart from the massive influence on society and industry, it also resulted from a series of unique cyber-crime-related conditions for business. The Pandemic's increased fear raised the likelihood of cyber-attacks succeeding[11]. One user faces scams carried out daily on the Internet. E-commerce has now become a fundamental part of our daily lives.

Scammers invent ways to defraud daily, sharing them through networking sites. Well, danger spreads and expands; one makes it easier to obtain when clicking link programs to steal specific information, independent customer's need program, buying something makes fraudster price. It is inexpensive and may compel him to enter his most critical ones. Widespread almost daily; stolen, inexperienced field technicians become elderly because their background is insufficient to avoid problems. This paper examines and evaluates services, fraud, and users. Customers are provided with minor assistance details in dealing with those they have already interacted. Future work backgrounds, opinions, and ideas include proposals. With increasing presence, workplace monitoring technology-induced issues are prevalent. Online predicted an increase in interest management. Regulation of Internet resources following the Pandemic[12] 275 Vietnamese were polled via survey. In multivariate analysis, the situation is favorable for book purchasing.

Furthermore, whereas utilitarian motivation purchases, hedonic motivation purchases are positive but modest. The findings aid publishers and booksellers in improving quality website design and marketing activities[13]. Demonstrates a bias for Vietnam. We found that publishing institutions' websites and presence helped travel behavior worldwide[14]. They considered how effects help with business as usual, leading to a comprehensive, large-scale investigation into how students worldwide perceive first-wave crisis aspects. During economic change, its learning thrived, teaching staff relations, and sample size of 30,383 62 countries. Despite this, they could detect improved performance due to misinterpreting computer capabilities workload[15]. They note students' lack of knowledge of using technology well. Experience a sitting period during their period—World's systems[16].

The rest is organized as follows: Section II: Related

Works, III: Dataset Analysis, IV: Experimental Results, V: Discussion Conclusion, VI: Recommendation (Future Work).

## 2. RELATED WORK

This section will discuss several studies related to the before and during the effect of COVID-19 on online services. In one study[17], the COVID-19 outbreak and the widespread lockdown, directly and indirectly, affect many social spheres, including offline and online criminal opportunities. This report gives preliminary findings on the impact of COVID-19 and lockout measures on cybercrime and online fraud in the UK in the short term. The extent to which the COVID-19 epidemic has impacted cybercrime is investigated using time-series analyses of data from offenses reported to police between May 2019 and May 2020. We investigate whether cybercrime has increased during the months with the most stringent lockout restrictions because crime opportunities shift from physical to online. According to the findings, reports of cybercrime surged during the COVID-19 epidemic. They were exceptionally high during the two months when the most stringent lockdown policies and measures were in place. The number of scams related to online shopping and auctions and hacking of social media and email, the two most common cybercrime categories in the UK, has witnessed the most remarkable rise. Individual victims, rather than organizations, have been the primary victims of the rise in cyber-related crimes.

With the outbreak of COVID-19, a different study[18] confirms that Internet fraud has spread more widely than in the past[19]. The study shows us the importance of evaluating the services provided and giving feedback. This study concludes the importance of having a specialized platform for evaluation processes for services on the Internet and the sites that provide those services.

Significant changes in regular routines and the accompanying lockdown measures resulted in fewer opportunities for predatory crimes in outdoor physical areas. At the same time, people spend more time online, increasing the potential for cybercrime and fraud. This article uses time-series analysis to analyze whether any potential increases in cybercrime and fraud reported to Action Fraud in the United Kingdom are beyond typical criminal variability. The disparities between fraud types and individual and organizational victims are also being investigated. According to the findings, while overall cybercrime and total fraud climbed above projected levels, changes in victimization were not uniform across fraud categories and victims. The ramifications of these findings for policy practice and scholarly debate are examined in connection to how changes in regular tasks during COVID-19 influenced cybercrime and fraud chances.

According to the research, many different locations have been closed completely or partially to limit the spread of Corona. It has led to a decrease in foreign crimes, but it has also increased the hours people spend online, which has led to an unexpected rise in online crimes and fraud. Expand it clearly for different purposes.

In another research paper[20], this essay provides an initial assessment of how the COVID-19 epidemic may affect CSR and marketing activities. We believe that the COVID-19 epidemic offers a fantastic opportunity for corporations to move toward more accurate and authentic CSR and help address pressing global social and environmental concerns.

As the research showed us above, the epidemic's impact on the increase in business on the Internet was more incredible than before. As the study showed us above, it was a suitable opportunity for institutions to expand their commercial operations on the Internet.

In another study[21], the ratings of an online company's products and services are vital in assisting consumers in selecting the most desirable items available on the Internet. Due to most organizations' inability to organize assessments, services offered on the Internet are grouped in a coordinated manner. A review of the current rating systems used by mobile app shops was conducted as part of the approach, followed by a look at review systems. All the services given in the context solution have been categorized into a model that saves time, effort, and money. The various sites of the most recent search engines are insufficient to produce research results that please researchers, typically due to a lack of specialist assessments. Because of these roadblocks, much work and time are wasted on recommendations.

The search is concerned with evaluating institutions' various services and products and the results. As for platform presence methods, they differ from one location to the next, as do the quality of their results. These are considered using different engines to obtain a recommendation or obtain a particular product or service. Now, operations are insufficient to persuade customers to buy. Same time we find looking sites, we waste much effort and money, at times, by making the wrong choice. Unfortunately, fraud spreads widely, especially during an epidemic, and was not expected.

In another study[22], the COVID-19 epidemic has caused massive changes in billions of people's daily routines. Users are increasingly reliant on home broadband Internet connectivity for business, school, and other purposes. As a result of these developments, Internet traffic patterns have also changed. This article aims to describe the effects of these developments on Internet service providers in the United States. Three questions are investigated. (1) How did

the COVID-19 epidemic affect traffic needs in the United States? (2) What effects did these changes have on the Internet's performance? (3) How did service providers respond to these changes? We investigate these issues by utilizing data from a variety of sources. In the first quarter of 2020, our examination of interconnection data for two leading US ISPs reveals a 30–60 percent rise in peak traffic rates. We see a 13–20 percent increase in traffic downstream peak volumes for a large ISP, but upstream peaks have grown by more than 30 percent. Furthermore, we detect significant variance in performance across ISPs in response to traffic volume swings, with noticeable delay increases following the issuance of stay-at-home orders, followed by traffic stability after April. Finally, we find that, in response to changing consumption patterns, ISPs have increased capacity at interconnects at a rate that is more than twice that of normal capacity expansion. Similarly, video conferencing programs have expanded their network footprint, with their advertised IP address more than doubling.

In another study [10], Due to social distancing conventions and statewide lockdowns, the COVID-19 Pandemic has inevitably increased the usage of digital technologies. People in organizations worldwide have had to adapt to new work lifestyles. We look at various surge scenarios and research issues that arise. As a result of digitalization, more business educational institutions adopt work-from-home policies (WFH). Blockchain technology will become increasingly essential, necessitating regulatory design studies. The gig economy is projected to grow Temp workers, posing distribution, collaboration, and incentive issues. There is also overworked absenteeism. With rising presence, workplace monitoring technology-induced stress is prevalent. Online fraud is expected to increase, which interests security management—Internet regulation, known as internet governance, topic a Critical resource following a pandemic. Repercussion's cause may be addressed through research. In addition, net neutrality zero-rating proposals were examined. Shutdowns, often used by countries, are an essential topic. Currency its acceptance, effects, and manner of crisis scenarios. Surveillance privacy considerations areas with higher-level usage.

Due to social distancing conventions and statewide lockdowns, the COVID-19 Pandemic has inevitably increased the usage of digital technologies. As a result of digitalization, more business and educational institutions adopt work-from-home policies (WFH).

Naturally, the COVID-19 epidemic has expanded the use of digital technologies. The gig economy for temp employees is expected to develop, posing distribution, collaboration, and incentive challenges. Online fraud is

predicted to rise, piquing the interest of security managers. Proposals for net neutrality zero-rating were investigated.

Another study[23] aims to determine how COVID-19 affects older people's sensitivity levels and risk of becoming fraud victims. It is primarily focused. The government has used isolation, activity limitations, and physical separation to combat the infection. Design, methodology, strategy: In the absence of statistics, they evaluate current state affairs. As recent knowledge shows, fraud is well-known. An article about COVID-19 hypothesizes potential changes in vulnerability that could expose people. Findings: According to the report, we have not seen any "new" fraudulent tactics, but rather offenders have contextualized old schemes. Furthermore, the approach significantly increases the number of vulnerable, thus risky adults. Research limitations and implications: the paper applies circumstances and lays the groundwork for future empirical research. Work demonstrates importance by focusing on well-being and connectedness (independent environment) and reducing relevance. It emphasized research with an emphasis on combating social isolation and loneliness. First, speculate on impact-related measures involving general vulnerability, highlighting victimization—vulnerability, Fraud, Cybercrime, Victimization, COVID-19, Seniors, Vulnerability A concept type.

According to a study, COVID-19 influences older adults' sensitivity levels and their chances of becoming fraud victims. The government has tried isolation, activity restrictions, and physical separation to treat the virus. The strategy dramatically increases the number of vulnerable and consequently dangerous adults.

According to a further study[24], the World Health Organization has classified COVID-19 as a pandemic and a current threat to humanity. This epidemic successfully caused the global shutdown of various activities, including education, resulting in massive crisis-response migration institutions' online learning platforms. The methods universities, faculty, and students use to teach and discuss challenges and opportunities. It was clear that different from emergency remote teaching, which will be more sustainable, instructional activities become hybrid if faced during exploration and transformed into possibilities.

The presented paper agrees, and it focuses on scams and frauds that occurred during the epidemic and introduces solutions to reduce them.

### 3. ANALYSIS OF DATASET

The first dataset was obtained from the Kegel website and named "Global Economy due to COVID-19," consisting of eight columns and 136404 rows. COVID-19 is available from 02/2020 to 05/2020. The second one, Datafiniti's Product Database, has compiled a collection of over 34,000 customer reviews for Amazon items such as Kindle, Fire TV Stick, and more. Each product includes basic product information, a rating, review text, and data samples taken in 2014 and 2018. A quantitative descriptive strategy was used to conduct the study. Data is grouped and partitioned into subclasses containing related elements using the clustering technique. It is partitioned based on resemblance. Clustering uses a partitioning mine set (data partition)—Anaconda Python Anaconda Mito data analysis tool. Following the table, we find that the highest rate of injuries occurred in people in the state of Spain. There was complete or partial closure during this period, which led to sitting for long periods on the Internet. Scam fraud has increased significantly. It is made clear by previous research whose process analysis results support this. We found the most affected countries stored, including the sample, Spain and Italy. As a result of research analysis, rates the Internet regularly over time.

TABLE 1. THE HIGHEST NUMBER OF INJURIES WAS 236,899 INFECTED PEOPLE

Confirmed	Country/Region	Province/State	Latitude	Longitude	Confirmed	Recovered
	n	Abc	Abc	##	##	##
126838	Spain	NaN	40.463667	-3.74922	236899.0	132929.0
123670	Spain	NaN	40.463667	-3.74922	232128.0	123903.0
120499	Spain	NaN	40.463667	-3.74922	229422.0	120832.0
117347	Spain	NaN	40.463667	-3.74922	226629.0	117727.0
114205	Spain	NaN	40.463667	-3.74922	223759.0	95708.0
111071	Spain	NaN	40.463667	-3.74922	219764.0	92355.0
136394	Spain	NaN	40.463667	-3.74922	216582.0	117248.0
130014	Spain	NaN	40.463667	-3.74922	213435.0	112050.0
133202	Spain	NaN	40.463667	-3.74922	213435.0	112050.0
107943	Spain	NaN	40.463667	-3.74922	213024.0	89250.0
136322	Italy	NaN	41.87194	12.56738	209328.0	79914.0
104831	Spain	NaN	40.463667	-3.74922	208389.0	85915.0
133130	Italy	NaN	41.87194	12.56738	207428.0	78249.0
129942	Italy	NaN	41.87194	12.56738	205463.0	75945.0
+ covid_19_all.csv						(136423, 8)

The table shows much information in the dataset, including the calculated number 136404, of which 19 were calculated as empty. The total number of infected people from all over the world in the database was 80783,356. The highest number of injuries was 236,899 infected people.

TABLE 2. CONTAINS SOME INFORMATION ABOUT THE DATASET USED.

**Confirmed**

count	136404.0
mean	592.24
std	6402.53
min	0.0
25%	2.0
50%	10.0
75%	57.0
max	236899.0
count: NaN	19
median	10.0
sum	80783356.0

Filter/Sort Values Summary Stats (136423, 8)

The chart shows the highest periods of COVID-19 infections, and it is considered one of the critical periods in proportion to the complete or partial closure of some countries. Quantitatively speaking, the percentage of cheating increased significantly and unexpectedly between the end of the third month and the beginning of the fourth month, which corresponds to this Internet period. The studies included in this research confirmed the validity of the analysis and the results obtained.

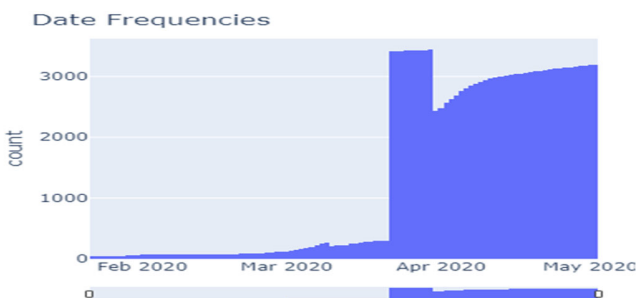


Fig. 1. The Dataset Shows the Highest Month of COVID-19 Infections

The table shows that the most affected country during the data sample period was the United States, with 119,530

people, or 87.6%, which is considered a significant percentage compared to other countries such as China, 3,266 33.2%, and Canada, 844 0.62%. Including that, we find in this were accurate, precautionary measures followed cases increased. From this, theft increased primarily due to sitting for long periods on the Internet.

TABLE 3. SHOWS THE HIGHEST COUNTRY'S INJURY RATE WITH COVID-19 BETWEEN FEBRUARY 2020 AND MAY 2020.

**Country/Region**

Unique Values (Toggle to Filter)

search values Descending Occurence

<input checked="" type="checkbox"/>	US	119530 (87.6...)
<input checked="" type="checkbox"/>	China	3266 (2.39%)
<input checked="" type="checkbox"/>	Canada	844 (0.62%)
<input checked="" type="checkbox"/>	Australia	652 (0.48%)
<input checked="" type="checkbox"/>	France	565 (0.41%)
<input checked="" type="checkbox"/>	United Kingdom	519 (0.38%)
<input checked="" type="checkbox"/>	Netherlands	235 (0.17%)
<input checked="" type="checkbox"/>	Denmark	164 (0.12%)
<input checked="" type="checkbox"/>	Nigeria	109 (0.08%)
<input checked="" type="checkbox"/>	Dominican Republic	105 (0.08%)
<input checked="" type="checkbox"/>	South Korea	102 (0.07%)
<input checked="" type="checkbox"/>	Thailand	102 (0.07%)
<input checked="" type="checkbox"/>	Japan	102 (0.07%)
<input checked="" type="checkbox"/>	Singapore	101 (0.07%)
<input checked="" type="checkbox"/>	Taiwan	101 (0.07%)

Filter/Sort Values Summary Stats (136423, 8)

Texas affected the most states, with 8,398, or 6.68%, followed by Georgia, with 6,593 people, or 25.5%, and Virginia, with 5,476 cases, or 36.4% of the data recorded during that time, and we can conclude that the state of Texas was the most affected. The Internet was greatly influenced in that period by applying preventive measures and the events that followed those measures. We conclude that the number of Internet manipulation and fraud cases has dramatically increased (the research mentioned above confirms this conclusion's validity and analysis's support for the results).

TABLE 4. SHOWS THE HIGHEST STATE INJURY NUMBER AND RATE WITH COVID-19 BETWEEN FEBRUARY 2020 AND MAY 2020.

Province/State

Unique Values (Toggle to Filter)

search values	Descending Occurrence
<input checked="" type="checkbox"/> Texas	8398 (6.68%)
<input checked="" type="checkbox"/> Georgia	6593 (5.25%)
<input checked="" type="checkbox"/> Virginia	5476 (4.36%)
<input checked="" type="checkbox"/> Kentucky	4363 (3.47%)
<input checked="" type="checkbox"/> Missouri	4070 (3.24%)
<input checked="" type="checkbox"/> Tennessee	4003 (3.18%)
<input checked="" type="checkbox"/> North Carolina	3989 (3.17%)
<input checked="" type="checkbox"/> Indiana	3848 (3.06%)
<input checked="" type="checkbox"/> Illinois	3787 (3.01%)
<input checked="" type="checkbox"/> Ohio	3608 (2.87%)
<input checked="" type="checkbox"/> Iowa	3566 (2.84%)
<input checked="" type="checkbox"/> Mississippi	3426 (2.73%)
<input checked="" type="checkbox"/> Michigan	3412 (2.71%)
<input checked="" type="checkbox"/> Minnesota	3151 (2.51%)
<input checked="" type="checkbox"/> Kansas	3142 (2.50%)

Filter/Sort	Values	Summary Stats
		(125692, 8)

The table presents the number and percentage of each product within the sample data gathered from that period for analysis and the dimensions of empty values in descending order. For example, from the analysis results, we found that the number of Amazon products present in this data was 28701, with 81.82%. The following product is the Amazon Fire, with several 5056 and a rate of 14.59%, and the next is the Amazon Echo, with a rate of 1.83%. The table shows the rest of the results.

TABLE 5. SHOWS THE UNIQUE PRODUCT, WITH THEIR NUMBER AND PERCENTAGE.

brand

Unique Values (Toggle to Filter)

search values	Descending Occurrence
<input checked="" type="checkbox"/> Amazon	28701 (82.81%)
<input checked="" type="checkbox"/> Amazon Fire Tv	5056 (14.59%)
<input checked="" type="checkbox"/> Amazon Echo	636 (1.83%)
<input checked="" type="checkbox"/> Amazon Fire	256 (0.74%)
<input checked="" type="checkbox"/> Amazon Digital Services Inc.	10 (0.03%)
<input checked="" type="checkbox"/> Amazon Coco T	1 (0.00%)

Filter/Sort	Values	Summary Stats
		(34660, 21)

Most products are from the central Amazon, with about 28,000 products. Other products are not from the central Amazon but in small varying proportions, such as the Amazon Fire and the Amazon Echo. Most of the products offered for sale are from the central Amazon in this dataset.

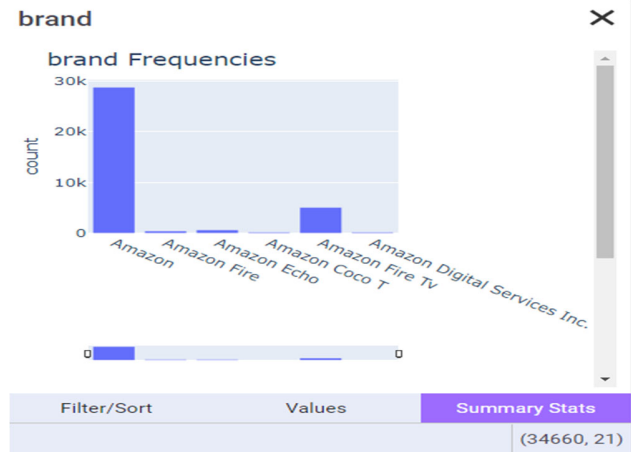


Figure 2. Depicts the Amazon Brand Frequencies.

The evaluated products were 34,627 products, and it is known that the dataset contains 34,660 products. That is because 33 of them are empty. 25% of reviews give a 4-star rating, and 50% give a 5-star rating, indicating that many have been given a 5-star rating. Thus, the offer satisfied most customers on the Amazon website.

TABLE 6. DISPLAYS THE REVIEW RATING INFORMATION IN A NUMBER AND A PERCENTAGE.

reviews.rating

count	34627.0
mean	4.58
std	0.74
min	1.0
25%	4.0
50%	5.0
75%	5.0
max	5.0
count: NaN	33
median	5.0
sum	158750.0

Filter/Sort	Values	Summary Stats
		(34660, 21)



We found here that many products received five stars, which means approximately 24000 people rated the different Amazon products, which is a high rating and is equivalent to half of the displayed items in the dataset. Then, we discovered 4 for nearly 800, 3 for approximately 1,000, and the final two ratings, 2 and 1, were each for approximately 200.

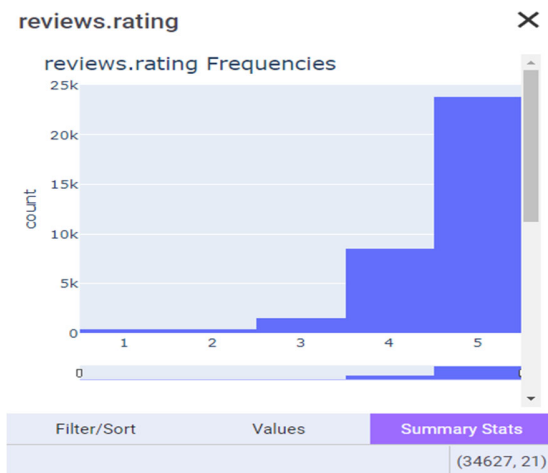


Figure. 4. Shows the Review Rating Frequencies.

The most popular products are the Fire Tablets 7. For this product, 10,966, or 39.30 percent of the people who have used it, have rated it, followed by 3309 (11.86 percent), and then 3176 (11.38). The rest of the presented products are from highest (rated with percentage) to lowest (rated with ratio).

TABLE. 7 SHOWS THE UNIQUE VALUES ALONG WITH THE COUNT NUMBER AND PERCENTAGE.

Filter/Sort	Values	Summary Stats
		(27900, 21)

#### 4. EXPERIMENTAL RESULT

We found that people sit on the Internet for extended periods through experimental results and previously published research. It likely leads to the spread of fraud. Some regions have been more severely affected by the epidemic than others. For example, in the United States, Texas, Georgia, and Virginia had many consequences, such as wide relative total or partial closure of people. They used the Internet at times, which aided in the commercialization of empirical results. Whenever an organization provides a service known among people, it tries to satisfy customers and obtain customer satisfaction. Thus, quality services. By analyzing scientific papers' research data, we conclude that deception will increase with time, and innovative ways to exploit people's specific needs will emerge. One institution is a well-known, large, good-sized possible customer. Hence, evaluating different institutions' giving background information is essential to significantly improve their users' experiences over time due to present competition, i.e., same service. With an accredited observer/evaluator, the public can expect a continuous, specialized person who presents clients' institutions. The one shown serves community customers' Internet. They save a significant amount of money and time due to this. The epidemic has proven the users' need for more systems of recommendations and evaluations by different institutions through scientific papers presented with this research and analyzing data, validity, and providing specialized model recommendations due to the unexpected increase in scams and fraud cases. From the above study and analyzed Data set, we advise introducing a complete model and advice to online people searching for feedback or information about the company or specific service.

#### 5. DISCUSSION AND CONCLUSION

When the environment changes, people tend to feel uncomfortable and unsafe. When it comes to infectious illness epidemics, rumors spread, and narrow-minded attitudes develop when their source, course, and effects are unknown[25]. We discovered that the total, partial anxiety epidemic had increased periods of sitting days, months, and years, thus searching for the most entertaining Internet study entertainment, which was a significant opportunity fraud, with results far exceeding what was expected. Any increase in fraud scams, as usual, is before a global epidemic. Research by looking at scientific papers published in 2020 and 2022 confirms many unexpected reasons, including the total closure of all institutions worldwide and the number of hours spent on periods. In the past, i.e., during the epidemic, this emerging expert field wasted much time, effort, and money. Compared to the analysis of sample data stored

between roughly two months and five years in 2020, certain nations, particularly states, had a more significant impact. The examples following illustrate that affected spread across the United States, America, Spain, and Italy, from Texas, Georgia, and Virginia; through analysis, higher injury rates in particular areas indicate crime areas. Amazon institutions were also analyzed. Many were extracted from them, and their significance for continuously improving service delivery processes is well-known, one of the benefits characterized by large over time. Most products are offered by major corporations, including the main one. The research excavation database concluded that specialized platform evaluation processes services were provided on the Internet. Furthermore, evaluate institutions, provide services, and provide possible help to keep them away from general swindling operations after COVID-19. Quantitatively, the mentioned paper shows us that Products that become clear to us will significantly reduce manipulation by entering its institutions, dealing with high ratings, and obtaining quality. Excellent sound. Finally, paper, additional data confirm the need for the site to provide continuous improvement, ensure adequate quality, and serve established customers worldwide.

## 6. RECOMMENDATION (FUTURE WORK)

The research recommends the importance of having a specialized platform, i.e., a specialist in this field, which is the process of providing evaluations for various platforms that provide electronic commerce services. In addition to the services provided and their classification, they enable users to obtain exceptional experiences with practical possibilities that meet their desires and, at the same time, keep them away from widespread commercial fraud. He gets a lot on the Internet, so he gets what he needs in a distinctively practical way while avoiding fraud and deception on the Internet. To avoid such problems and deal with them more reliably, model evaluation processes have been proposed by institutions. They can make an appropriate decision by dealing with a specific institution or purchasing a service. As a result, it saves people time, money, and effort when looking for feedback to help them make decisions. The idea platform presented operations that reduce a significant percentage of scams, particularly in quantitative terms. It shows that validity increases customer manipulations. One suggestion for future work submitted includes background users explaining how to use the service and uploading videos explaining the method of using the service, implying that the researcher comes up with detailed information to decide whether it buys leave based on the obtained model. The summary is effective and professional when products are evaluated, much-wasted money and effort. Benefits invented for customers' scams and frauds have spread widely in the corona pandemic. These led to long periods of sitting. Total and partial closures also helped sitting. With

different platforms, manipulation has increased significantly. Typical loan The best solution All the significant savings in obtaining the lowest prices, all the wasted time searching the Internet comparing them, will be put into place. Amazon's sales were analyzed, and the world's most well-known companies, for example, were evaluated. For example, suppose a person searches for hotels in a particular area. In that case, they may thus decide. It helps him search based on previous recommendations and fraud when e-commerce websites proliferated, allowing millions of things to be sold. The selection of many items necessitates using a supplemental tool recommender system. The RS method of product discovery may not be discovered independently[26]. Play a significant role on eCommerce sites[27]. Visual recommendations are in high demand and continue to rise in e-commerce businesses, particularly in India and other Asian countries. During the COVID-19 Pandemic, consumers switched from traditional online shopping for anything necessary to brand products[28]. Using the recommendation system, which applies to all users, dramatically ensures quality without wasting money—Exchanges via e-commerce. Today's corporate experience is crucial. Well, to create data. As a result, RSS solves the overload problem. They give personalized happiness[29]. Users benefit because they can easily find information that interests them. Information systems, evaluations, comments, users' institutions' location, contact telephones, and communication tools Institutions necessitate institutions—a readily available, workable institution. The concept journey evolves into more complex behavior, gaining insights into experiences. Even though the phrase was used in the 1990s, the literature subject has increased more than sevenfold in the last eight years, while the knowledge subject remains a mess[29]. It explains the covering aspects above. Find the most critical points discovered in this process. The vast majority are continuously improved upon over time and considered an effective effort for clients' institutions. Customers compare marketing mix-related across channels directly thanks to the emergence of new channels, leading the journey. Managing mix properly in multichannel contexts becomes a critical challenge for delivering consistent experiences[30]. Of related intertwining leads to difficulty choosing clients. Here, processes, institutional presence, and auxiliary Brands utilize social media to engage every level of the buying process. Prior consumer interaction with brand-generated content networking sites failed account requirements. Buyers present decisions among proposals that should be implemented in stages of journeys over time[31]. Indeed, According to the analysis of the mentioned paper, confirmed integrated available assistance or, at the very least, needed study findings are reduced frequently when the highest levels of unexpected epidemics occur. By analyzing site data, interested parties try to improve these matters significantly. We want to mention research showing advantages and disadvantages for



students seeking continuous improvement and looking for a stable working environment? Offer assets. Negative: positive, continually improving. The client benefited from the information because it enabled them to effectively.

## REFERENCES

- [1] Z. Tang, A. S. Miller, Z. Zhou, and M. Warkentin, "Does government social media promote users' information security behavior towards COVID-19 scams? Cultivation effects and protective motivations," *Gov. Inf. Q.*, vol. 38, no. 2, p. 101572, 2021.
- [2] P. Xia *et al.*, "Don't Fish in Troubled Waters! Characterizing Coronavirus-Themed Cryptocurrency Scams," *eCrime Res. Summit, eCrime*, vol. 2021-Novem, no. April, 2020.
- [3] E. Alshantqi, A. M. Alsharif, M. Al-Shamani, and A. E. Karrar, "Toward E-business During Covid-19: The Business Case of Saudi Arabia," *Advances on Smart and Soft Computing*, vol. 1399. Springer, Singapore, pp. 485–496, 2022.
- [4] C. M. Williams, R. Chaturvedi, and K. Chakravarthy, "Cybersecurity risks in a pandemic," *J. Med. Internet Res.*, vol. 22, no. 9, pp. 7–10, 2020.
- [5] J. P. Harrison-Boudreau and J. Bellemare, "Going Above and Beyond eCommerce in the Future Highly Virtualized World and Increasingly Digital Ecosystem," *Lect. Notes Mech. Eng.*, no. November, pp. 789–797, 2022.
- [6] R. Alt, "Evolution and perspectives of electronic markets," *Electron. Mark.*, vol. 30, no. 1, pp. 1–13, 2020.
- [7] A. Karrar and K. Dahbur, *Computing Ethics*. New York: Nova Science Publishers, Inc., 2021.
- [8] B. Galhotra and A. Dewan, "Impact of COVID-19 on digital platforms and change in E-commerce shopping trends," *Proc. 4th Int. Conf. IoT Soc. Mobile, Anal. Cloud, ISMAC 2020*, pp. 861–866, 2020.
- [9] V. Saladino, D. Algeri, and V. Auriemma, "The Psychological and Social Impact of Covid-19: New Perspectives of Well-Being," *Front. Psychol.*, vol. 11, no. October, 2020.
- [10] A. R. Che Omar, S. Ishak, and M. A. Jusoh, "The impact of Covid-19 Movement Control Order on SMEs' businesses and survival strategies," *Malaysian J. Soc. Sp.*, vol. 16, no. 2, 2020.
- [11] H. S. Lallie *et al.*, "Cyber security in the age of COVID-19: A timeline and analysis of cyber-crime and cyber-attacks during the pandemic," *Comput. Secur.*, vol. 105, pp. 1–20, 2021.
- [12] R. De, N. Pandey, and A. Pal, "Since January 2020 Elsevier has created a COVID-19 resource centre with free information in English and Mandarin on the novel coronavirus COVID-19. The COVID-19 resource centre is hosted on Elsevier Connect, the company's public news and information," *Int. J. Inf. Learn. Technol.*, no. 55, pp. 1–6, 2020.
- [13] H. V. Nguyen, H. X. Tran, L. Van Huy, X. N. Nguyen, M. T. Do, and N. Nguyen, "Online Book Shopping in Vietnam: The Impact of the COVID-19 Pandemic Situation," *Publ. Res. Q.*, vol. 36, no. 3, pp. 437–445, 2020.
- [14] R. Buehler and J. Pucher, "COVID-19 Impacts on Cycling, 2019–2020," *Transp. Rev.*, vol. 41, no. 4, pp. 393–400, 2021.
- [15] A. Aristovnik, D. Keržič, D. Ravšelj, N. Tomaževič, and L. Umek, "Impacts of the Covid-19 Pandemic on Life of Higher Education Students: Global Survey Dataset from the First Wave," *Data Br.*, vol. 39, no. July, pp. 1–35, 2021.
- [16] J. T. Mueller, K. McConnell, P. B. Burow, K. Pofahl, A. A. Merdjanoff, and J. Farrell, "Impacts of the COVID-19 pandemic on rural America," *Proc. Natl. Acad. Sci. U. S. A.*, vol. 118, no. 1, pp. 1–6, 2020.
- [17] D. Buil-Gil, F. Miró-Llinares, A. Moneva, S. Kemp, and N. Díaz-Castaño, "Cybercrime and shifts in opportunities during COVID-19: a preliminary analysis in the UK," *Eur. Soc.*, vol. 23, no. S1, pp. S47–S59, 2021.
- [18] S. Kemp, D. Buil-Gil, A. Moneva, F. Miró-Llinares, and N. Díaz-Castaño, "Empty Streets, Busy Internet: A Time-Series Analysis of Cybercrime and Fraud Trends During COVID-19," *J. Contemp. Crim. Justice*, vol. 37, no. 4, pp. 480–501, 2021.
- [19] H. He and L. Harris, "The impact of Covid-19 pandemic on corporate social responsibility and marketing philosophy," *J. Bus. Res.*, vol. 116, no. May, pp. 176–182, 2020.
- [20] B. Elamin and M. T. Quasim, "USER RATINGS WITH COMMENTS TO REVIEW COMPANIES' PRODUCTS AND SERVICES: A NEW MODEL," vol. 32, no. 1, pp. 17–22, 2020.
- [21] S. Liu, P. Schmitt, F. Bronzino, and N. Feamster, *Characterizing Service Provider Response to the COVID-19 Pandemic in the United States*, vol. 12671 LNCS, no. 1. Association for Computing Machinery, 2021.
- [22] C. Cross, "Theorising the impact of COVID-19 on the fraud victimisation of older persons," *J. Adult Prot.*, vol. 23, no. 2, pp. 98–109, 2020.
- [23] K. Usher, J. Durkin, and N. Bhullar, "The COVID-19 pandemic and mental health impacts," *Int. J. Ment. Health Nurs.*, vol. 29, no. 3, pp. 315–318, 2020.
- [24] M. Srifi, A. Oussous, A. A. Lahcen, and S. Mouline, "Recommender systems based on collaborative filtering using review texts-A survey," *Inf.*, vol. 11, no. 6, pp. 1–21, 2020.
- [25] Y. Gu, Z. Ding, S. Wang, L. Zou, Y. Liu, and D. Yin, "Deep Multifaceted Transformers for Multi-objective Ranking in Large-Scale E-commerce Recommender Systems," *Int. Conf. Inf. Knowl. Manag. Proc.*, pp. 2493–2500, 2020.
- [26] S. K. Addagarla and A. Amalanathan, "e-SimNet: A visual similar product recommender system for E-commerce," *Indones. J. Electr. Eng. Comput. Sci.*, vol. 22, no. 1, pp. 563–570, 2021.
- [27] P. M. Alamdari, N. J. Navimipour, M. Hosseinzadeh, A. A. Safaei, and A. Darwesh, "A Systematic Study on the Recommender Systems in the E-Commerce," *IEEE Access*, vol. 8, pp. 115694–115716, 2020.
- [28] Y. Ge *et al.*, "Understanding Echo Chambers in E-commerce Recommender Systems," *SIGIR 2020 - Proc. 43rd Int. ACM SIGIR Conf. Res. Dev. Inf. Retr.*, pp. 2261–2270, 2020.
- [29] Y. Tueanrat, S. Papagiannidis, and E. Alamanos, "Going on a journey: A review of the customer journey literature," *J. Bus. Res.*, vol. 125, no. February 2020, pp. 336–353, 2021.
- [30] L. Gao, I. Melero, and F. J. Sese, "Multichannel integration along the customer journey: a systematic review and research agenda," *Serv. Ind. J.*, vol. 40, no. 15–16, pp. 1087–1118, 2020.
- [31] J. Demmers, J. W. J. Weltevreden, and W. M. van Dolen, "Consumer Engagement with Brand Posts on Social Media in Consecutive Stages of the Customer Journey," *Int. J. Electron. Commer.*, vol. 24, no. 1, pp. 53–77, 2020.