

의료폐기물 멸균분쇄용 파쇄기의 구조적 안정성 분석

무하마드 무자밀 아자드¹·김도훈²·살만 칼리드³·김흥수^{4†}

¹동국대학교 기계공학과 박사과정, ²동국대학교 기계로봇에너지공학과 학사과정,
³동국대학교 기계로봇에너지공학과 연구교수, ⁴동국대학교 기계로봇에너지공학과 교수

Structural Stability Analysis of Medical Waste Sterilization Shredder

Muhammad Muzammil Azad¹, Dohoon Kim², Salman Khalid³ and Heung Soo Kim^{4†}

¹Graduate Student, Department of Mechanical Engineering, Dongguk University, Seoul, 04620, Korea

²Undergraduate Student, Department of Mechanical, Robotics and Energy Engineering, Dongguk University, Seoul, 04620, Korea

³Research Professor, Department of Mechanical, Robotics and Energy Engineering, Dongguk University, Seoul, 04620, Korea

⁴Professor, Department of Mechanical, Robotics and Energy Engineering, Dongguk University, Seoul, 04620, Korea

Abstract

Medical waste management is becoming increasingly important, specifically in light of the current COVID-19 pandemic, as hospitals, clinics, quarantine centers, and medical research institutes are generating tons of medical waste every day. Previously, a traditional incineration process was utilized for managing medical waste, but the lack of landfill sites, and accompanying environmental concerns endanger public health. Consequently, an innovative sterilization shredding system was developed to resolve this problem. In this research, we focused on the design and numerical analysis of a shredding system for hazardous and infectious medical waste, to establish its operational performance. The shredding machine's components were modeled in a CAD application, and finite element analysis (FEA) was conducted using ABAQUS software. Static, fatigue, and dynamic loading conditions were used to analyze the structural stability of the cutting blade. The blade geometry proved to be effective based on the cutting force applied to shred medical waste. The dynamic stability of the structure was verified using modal analysis. Furthermore, an S-N curve was generated using a high cycle fatigue study, to predict the expected life of the cutting blade. Resultantly, an appropriate shredder system was devised to link with a sterilization unit, which could be beneficial in reducing the volume of medical waste and disposal time, thereof, thus eliminating environmental issues, and potential health hazards.

Keywords : shredder machine, finite element analysis, static analysis, fatigue analysis, dynamic analysis, medical waste sterilization

1. Introduction

Medical waste(MW) is the main source of pollutants produced by medical diagnosis, treatments, implants, and pharmaceutical residues(Chartier *et al.*, 2014; Ilyas *et al.*, 2020). According to World Health Organization(WHO), about 15% of total healthcare waste is regarded as hazardous infectious waste, while remaining as non-hazardous waste(WHO, 2018). However, the volume has a drastic increase after the COVID-19 outbreak. In Wuhan, China, the MW increased from 40 tons/day to 240 tons/day, and in the US, it increased from 0.4 million tons/month to 2.5 million

tons/month after the pandemic(Ilyas *et al.*, 2020). Similarly, in South Korea, approximately 295 tons of MW was generated from February 2020 to March 2020, and was further increased to 20 tons per day in April 2020(Rhee, 2020; UNESCAP, 2020). Most of this MW is generated from hospitals(61%), quarantine centers(21%), isolation centers of COVID-19 patients(13%), and community treatment centers(Minister of Environment, 2020; Rhee, 2020).

The effective management of hazardous MW is highly imperative to prevent the risk of infection transmission by pathogenic microorganisms. Gastroenteric, respiratory, ocular, and skin infections

†Corresponding author:

Tel: +82-2-2260-8577; E-mail: heungsoo@dgu.edu
Received October 29 2021; Revised November 4 2021;
Accepted November 5 2021

© 2021 by Computational Structural Engineering Institute of Korea

This is an Open-Access article distributed under the terms of the Creative Commons Attribution Non-Commercial License(<http://creativecommons.org/licenses/by-nc/3.0>) which permits unrestricted non-commercial use, distribution, and reproduction in any medium, provided the original work is properly cited.

Table 1 Comparison of various MW disinfection technologies(Thind *et al.*, 2021; Wang *et al.*, 2020)

Disinfection technology	Capacity	Capital cost	Operation cost	Volume reduction	Environmental pollution
Incineration	High	High	Moderate	High	High
Chemical treatment	Moderate	Moderate	Moderate	Moderate	Moderate
Autoclave	High	Moderate	Moderate	Moderate	Low
Microwave	Low	Low	Low	Low	Low
Pyrolysis	Moderate	High	High	Moderate	Low
Plasma	Moderate	High	High	Moderate	Low
Alternative thermal treatment	Moderate	High	Moderate	Moderate	Moderate

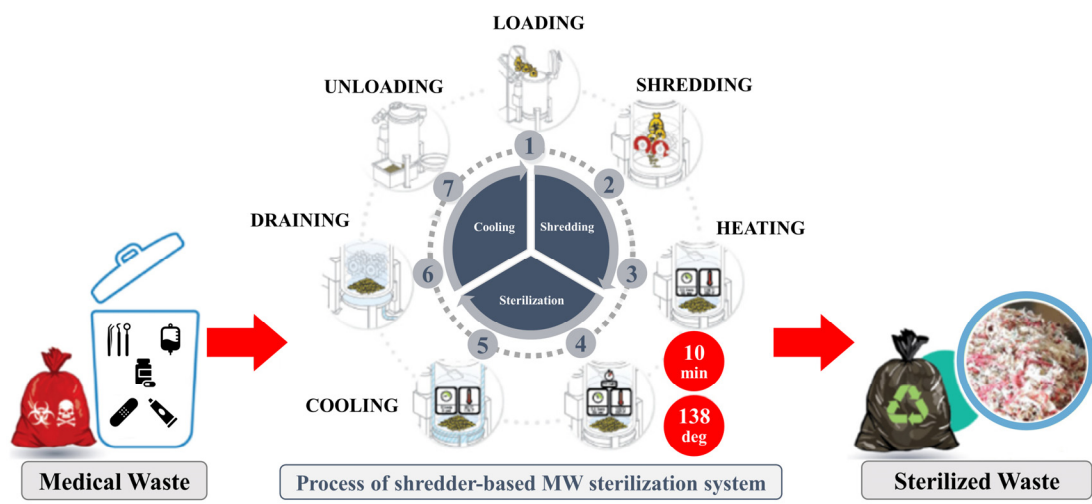


Fig. 1 Compact shredder based steam sterilization process for infectious MW: 1) MW loading, 2) Volume reduction by shredding, 3) Steam heating, 4) Sterilization at high temperature and pressure, 5) Water cooling, 6) Water discharging, and 7) Unloading sterilized MW (Chaiyat, 2021)

are some of the potential infections caused by exposure to MW(Chartier *et al.*, 2014). Moreover, the COVID-19 reproductive number may also increase as a consequence of exposure to COVID-19 MW, which includes surgical masks, gloves, personal protective equipment, and other contaminants(Li *et al.*, 2020; Singh *et al.*, 2020; Zhao *et al.*, 2020). The core principles and right resource investment to reduce such health adversities and also environmental concerns are highlighted by WHO in June 2017(Datta *et al.*, 2018). Hence, proper disposal of MW with disinfection treatment is mandatory. Table 1 shows a comparison of various disinfection technologies used to disinfect medical waste. Incineration is the widely used disinfection method which is based on high-temperature combustion of MW at 800°C to 1200°C(Datta *et al.*, 2018; Wang *et al.*, 2020).

Although traditional incineration can deal with the high capacity of MW constantly with exceptional volume reduction, however, it possesses severe health and environmental concerns. In recent research, Bae *et al.* concluded that there is a relatively higher risk of asthma for people living in the 2km range of

incinerator facilities in Seoul(Bae *et al.*, 2020). This is due to the irreversible harm generated by the ash, which contains a high level of carbon footprints, dioxins, chlorines, mercury, and other heavy metals(Kim *et al.*, 2018; Liu *et al.*, 2018). High transportation costs and shortage of landfill sites are some other problems associated with incinerators(Kim and Jeong, 2017; Tsakalou *et al.*, 2018). Therefore, it is advisable to use compact sterilization-based shredding technology(as shown in Fig. 1) to overcome the shortcomings of the traditional MW disinfecting technologies(Chaiyat, 2021; Hong *et al.*, 2018; WHO, 2002). Shredder integrated disinfectant treatment technology exposes more area of the MW to disinfectant in the sterilization process as the volume of MW is reduced up to 90% by the shredder (Corum *et al.*, 2015; Chaiyat, 2021; Kythavone and Chaiyat, 2020). Consequently, effective disinfection is obtained with minimal emission of pollutants(Gautam *et al.*, 2010).

The current study aims at designing an effective shredder system for MW sterilization. The purposes are twofold: designing the MW shredder in commercial CAD package; and predicting

the structural stability of shredder blades through static, fatigue, and dynamic analysis on commercial FEM package, ABAQUS. This article deals with establishing the numerical model of shredder blade based on the loading conditions associated with cutting MW. Then, the static analysis procedure was adopted to evaluate the stress, strain, and displacement at the cutter edge. The life of the shredder blade was predicted using the ABAQUS FE-SAFE module, and SN-curve was generated based on the actual load cycle. Modal analysis was also performed to check the dynamic stability of the shredding system. Finally, the potential of using such shredder-based sterilization technology has been analyzed in terms of the obtained results.

2. Methodology

This section introduces the CAD models, materials, and the complete scheme of loads and boundary conditions considered in the current study. Moreover, the complete methodology to perform static, fatigue and dynamic analysis is also discussed in this section.

2.1 CAD modeling

The blade geometry and 2D CAD drawings were designed at Samyoung Plant Co., Ltd, South Korea. The drawings were then converted into 3D models using CAD software. The assembled view and the blade geometry of the developed models are shown in Fig. 2.

2.2 Materials

Lack of knowledge regarding material, its behavior and associated additional costs for fabrication of the structure may

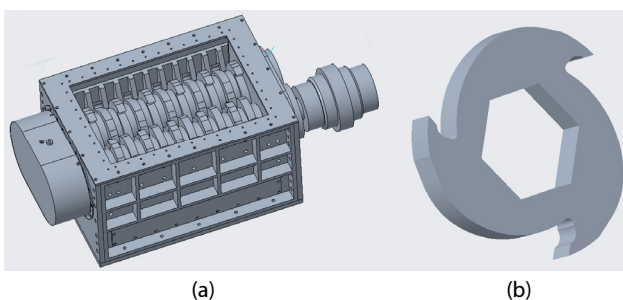


Fig. 2 CAD modeling of the complete shredding system, (a) shredder assembly, and (b) cutting blade geometry

Table 2 Material properties of HARDOX-550 blade material

HARDOX 550	
Elastic Modulus	200GPa
Poisson Ratio	0.3
Density	8100kg/m ³
Yield Strength	1400MPa
Tensile Strength	1700MPa
Hardness	550HBW

result in improper material selection. Hence, the material selection is purely based on the design requirements including low density, high strength and stiffness, and high fatigue resistance. Hardox-550 is used as the blade material due to its low wear and high mechanical performance. Mechanical properties of Hardox-550 are shown in Table 2(Oxelösund, 2002; Voicu *et al.*, 2020). SS400 and S45C are used for most of the remaining components, as they are widely used for machine structures. FC250(grey cast iron) is used in bearing cover and housing. For the rest of this study, H-550 will adopted as the blade material.

2.3 Cutting force

The prediction of the cutting force is based on the pre-defined motor specification. Fundamental machine design expressions were used to calculate the cutting force from motor power. The schematic representation of the shredder system transmission for cutting force calculation is shown in Fig. 3. The torque for 37kW (1500rpm) motor given in the drawings was evaluated using the following expression:

$$Torque = \frac{60 \times Power (kW)}{2\pi \times Speed (rpm)} \quad (1)$$




Fig. 3 Schematic representation of the shredder system transmission

Then, based on the 1:21 reducer the torque transmitted to the driving shaft was evaluated and converted to force using blade radius. This came out to be 38.8kN, which is the cutting force produced at the blade edge and has been used to further analyze the shredder system.

2.4 Stability Analysis

The shredder blade shown in Fig. 4(b) was used to perform the static analysis. The developed CAD model was imported to the ABAQUS in IGES format. Material properties of H-550 were assigned to the blade. Inner surfaces of the blade were assigned encastre constraint to restrict their motion in all degrees of freedom(DOFs). Pressure force of 38.8kN was applied to the blade surface, and a static general step was used with the output request for maximum von-mises stress, total strain, and maximum displacement.

The same model generated in the elastic stress analysis step was then imported to the ABAQUS FE-SAFE module to perform

fatigue analysis. Same material properties were added in the FESAFE module, and the time-dependent fatigue load cycle was defined.

Dynamic analysis was performed on the cutting blades mounted on the shaft. Both ends of the shaft were fixed and, interaction between the blades and shaft surface were defined using the contact pairs in ABAQUS. Due to the complex blade and shaft geometry, 10-node quadratic tetrahedron(C3D10) elements were used to mesh the model.

3. Results and Discussion

3.1 Maximum stress and displacement

The 8-node linear brick elements(C3D8R) were used to perform linear elastic stress analysis at different mesh sizes. The mesh convergence study for the static analysis is shown in Fig. 4(a), where von-mises stress is plotted against the number of elements in the finite element model. It was observed that the analysis converges at the mesh size of 1.35 with 659,448 elements. The maximum stress of 279MPa was produced at this mesh, as shown in Fig. 4(b), with the maximum displacement of 0.181 mm. The results also revealed that the maximum elastic strain produced in the system is 1.46×10^{-3} . Since the yield strength of blade material is 1400MPa, FOS of 5 was observed, which is beneficial in reducing the cause of potential failure in shredder blade.

3.2 S-N curve

Using the specified speed of the shaft(30rpm), each blade has contact with MW once every 2 seconds, which is used to develop the fatigue load cycle. The time-dependent fatigue load cycle used for fatigue analysis is shown in Fig. 5(a). Since one edge of the blade is used at a given time to cut MW, the work cycle of only that blade has been used in the fatigue analysis to reduce computational cost. The S-N curve for the blade is shown in Fig. 5(b). It has been observed that at the maximum stress (279MPa) evaluated in static analysis, estimated life of the blade is 2.3×10^5 cycles. Also, as the load is reduced by 10% in each increment, number of cycles were increased. Endurance limit has been achieved at stress less than 240MPa, which corresponds to the 35kN load. Moreover, shortest life of 4.8×10^5 cycles has

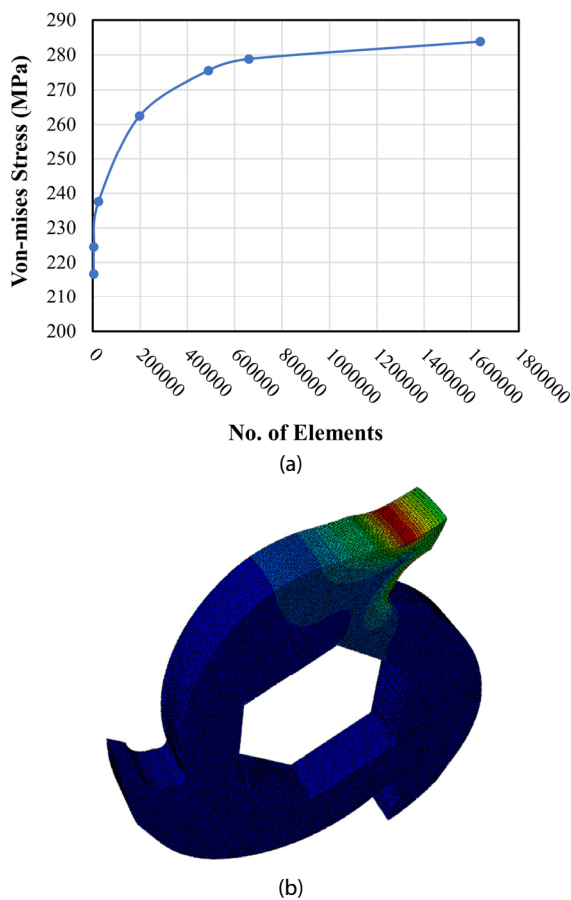


Fig. 4 (a) Mesh convergence study for the static analysis, and (b) blade model used to perform static analysis

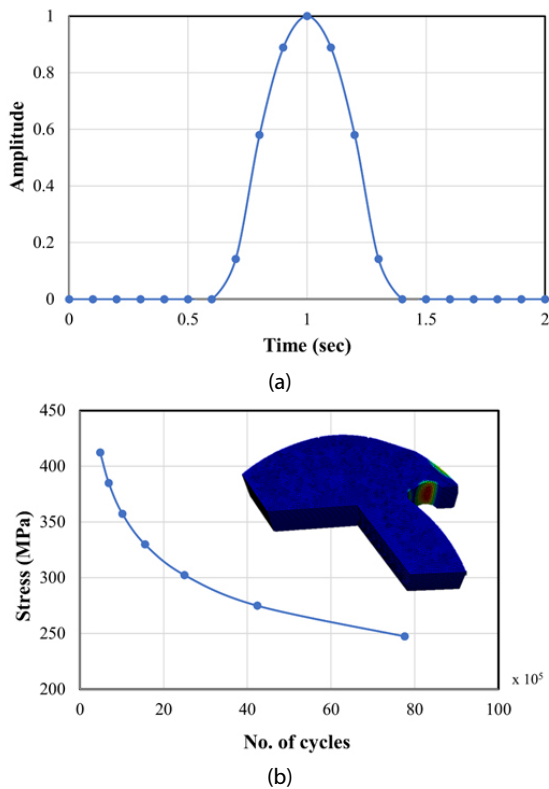


Fig. 5 Shredder blade (a) load cycle used in fatigue analysis, and (b) S-N curve generated from the results obtained from fatigue analysis

been predicted at the stress of 412.4MPa, while any increase in stress will further reduce the life of the blade.

3.3 Modal analysis

Modal analysis has been performed on both driving and driven shafts to determine the natural frequencies of the blade-shaft system and their mode shapes(Sohn and Kim, 2015).

Table 3 shows the modal frequencies of the driving and the driven shaft. Driven shaft being operated at slightly lesser speed has marginally lower modal frequencies. However, the lowest modal frequency of 13Hz, equivalent to 780rpm is much higher than the operating speed(30rpm) of the shaft. Therefore, the structure is dynamically safe for the intended operation. Also, similar mode shapes were observed for both the shafts.

Table 3 Modal frequencies of the driving and driven shafts

Modes	Frequency(Driving)	Frequency(Driven)
1	13.1Hz	13.0Hz
2	36.1Hz	35.7Hz
3	46.5Hz	49.0Hz
4	62.7Hz	62.1Hz

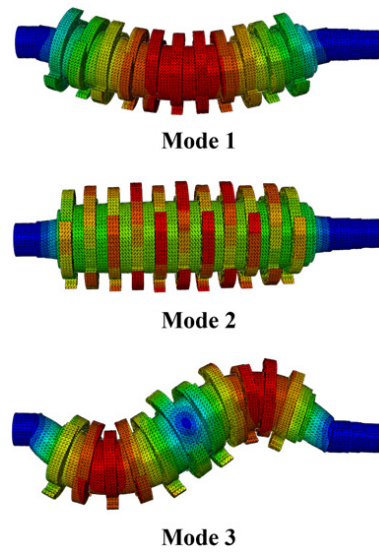


Fig. 6 First three mode shapes of the driven shaft

mode shapes of the driven shaft are shown in Fig. 6. Mode-1 indicates the first bending mode at 13Hz, the torsional mode (Mode-2) can be observed at 35.7Hz, and Mode-3 indicates the second bending mode at 49Hz. These observations imply the reliability of the shredder system for the designed loading conditions.

4. Conclusion

The shredding system is the key component of the medical waste sterilization system, with the blades being the most sensitive part of such systems. Taking the 37kW shredder system, we performed stress analysis and predicted the fatigue life of the designed cutting blade. Moreover, dynamic analysis was performed to predict possible failure due to resonance. According to the maximum cutting load subjected to the blade, equivalent maximum von-mises stress was obtained(279MPa), which came out to be much less than the yield stress of the blade material. FOS of 5 was achieved, hence meeting the static strength requirement of the system. The fatigue life at this maximum load using the time series fatigue load spectrum is about 4.23 million cycles. The durability of the shredder blade with varying forces was also proved using the SN curve. Furthermore, the first natural frequency of the system was generated at 13Hz using the dynamic analysis, which is much higher than the operational frequency of the system. Hence, all the design requirements were achieved, and the proposed methodology verified the effectiveness and feasibility of the shredder system to be used in the medical waste sterilization system.

감사의 글

본 연구는 2021년도 환경부의 재원으로 한국환경산업기술원(KEITI)의 지원을 받아 “병원 규모에 최적화된 감염우려 의료폐기물 멸균분쇄 시스템 개발”을 수행한 연구결과입니다 (No.RE202101609).

References

Bae, H.J., Kang, J.E., Lim, Y.R. (2020) Assessment of Relative Asthma Risk in Populations Living Near Incineration Facilities in Seoul, Korea, *Int. J. Environ. Res. & Public Health*, 17(20), pp.1~12.

Chaiyat, N. (2021) Energy, Exergy, Economic, and Environmental Analysis of an Organic Rankine Cycle Integrating with Infectious Medical Waste Incinerator, *Therm. Sci. & Eng. Prog.*, 22, p.100810.

Chartier, Y. et al. (2014) Safe Management of Wastes from Health Care Activities, *Bulletin of the World Health Organization*, 79(2), pp.171~171.

Corum, A., Demir, H.H., Ökten, H.E. (2015) A Comparative Economic Analysis for Medical, *Environ. Prot. Eng.*, 41(3), pp.137~145.

Datta, P., Mohi, G., Chander, J. (2018) Biomedical Waste Management in India: Critical Appraisal, *J. Lab. Physicians*, 10(01), pp.006~014.

Gautam, V., Thapar, R., Sharma, M. (2010) Biomedical Waste Management: Incineration vs. Environmental Safety, *Indian J. Med. Microbiol.*, 28(3), pp.191~192.

Hong, J., Zhan, S., Yu, Z., Hong, J., Qi, C. (2018) Life-Cycle Environmental and Economic Assessment of Medical Waste Treatment, *J. Clean. Prod.*, 174, pp.65~73.

Ilyas, S., Srivastava, R.R., Kim, H. (2020) Disinfection Technology and Strategies for COVID-19 Hospital and Bio-Medical Waste Management, *Sci. Total Environ.*, 749, 141652.

Kim, J., Jeong, S. (2017) Economic and Environmental Cost Analysis of Incineration and Recovery Alternatives for Flammable Industrial Waste: The case of South Korea, *Sustainability*, 9(9), 1638.

Kim, S., Eom, Y., Lee, T.G. (2018) Survey of the Mercury-Containing Wastes Released from Various Sources in Korea, *J. Ind. & Eng. Chem.*, 61, pp.288~294.

Kythavone, L., Chaiyat, N. (2020) Life Cycle Assessment of a Very Small Organic Rankine Cycle and Municipal Solid Waste Incinerator for Infectious Medical Waste, *Therm. Sci. & Eng. Prog.*, 18, p. 100526.

Li, Q., Guan, X., Wu, P., Wang, X., Zhou, L., Tong, Y., Feng, Z. (2020) Early Transmission Dynamics in Wuhan, China, of Novel Coronavirus-Infected Pneumonia, *New England J. Med.*, 382(13), pp.1199~1207.

Liu, F., Liu, H.Q., Wei, G.X., Zhang, R., Zeng, T.T., Liu, G.S., Zhou, J.H. (2018) Characteristics and Treatment Methods of Medical Waste Incinerator Fly Ash: A Review, *Process.*, 6(10), pp.1~25.

Minister of Environment (2020) COVID-19 Waste Safety Management Status Inspection, GoKorea.

Oxelösund, S. (2002) Hardox TechSupport, *Instant & Small Commer. Print.*, 21(7), p. 12.

Rhee, S.W. (2020) Management of Used Personal Protective Equipment and Wastes Related to COVID-19 in South Korea, *Waste Manag. & Res.*, 38(8), pp.820~824.

Singh, N., Tang, Y., Ogunseitan, O.A. (2020) Environmentally Sustainable Management of Used Personal Protective Equipment, *Environ. Sci. & Technol.*, 54(14), pp.8500~8502.

Sohn, J.W., Kim, H.S. (2015) Dynamic Characteristics Recovery of Delaminated Composite Structure, *J. Comput. Struct. Eng. Inst. Korea*, 28(1), pp.47~52.

Thind, P.S., Sareen, A., Singh, D.D., Singh, S., John, S. (2021) Compromising Situation of India's Bio-Medical Waste Incineration Units During Pandemic Outbreak of COVID-19: Associated Environmental-Health Impacts and Mitigation Measures, *Environ. Pollut.*, 276, 116621.

Tsakalou, C., Papamarkou, S., Tsakiridis, P.E., Bartzas, G., Tsakalakis, K. (2018) Characterization and Leachability Evaluation of Medical Wastes Incineration Fly and Bottom Ashes and Their Vitrification Outgrowths, *J. Environ. Chem. Eng.*, 6(1), pp.367~376.

UNESCAP (2020) The Safe Waste Treatment for COVID-19, United Nations Economic and Social Commission for Asia and the Pacific, pp.1~12.

Voicu, G., Lazea, M., Constantin, G.A., Stefan, E.M., Munteanu, M.G. (2020) Finite Element Analysis of the Compaction Plate from a Garbage Truck, *E3S Web of Conferences, EDP Sciences*, 180, p.04006.

Wang, J., Shen, J., Ye, D., Yan, X., Zhang, Y., Yang, W., Pan, L. (2020) Disinfection Technology of Hospital Wastes and Wastewater: Suggestions for Disinfection Strategy During Coronavirus Disease 2019 (COVID-19) Pandemic in China, *Environ. Pollut.*, 262, p. 114665.

WHO (2002) Treatment and Disposal Technologies for Health-Care Waste, Safe Management of Wastes from Health-Care Activities, pp.77~112.

WHO (2018) Health-care Waste. Available at: <https://www.who.int/news-room/fact-sheets/detail/health-care-waste>.

Zhao, S., Lin, Q., Ran, J., Musa, S.S., Yang, G., Wang, W., Wang, M.H. (2020) Preliminary Estimation of the Basic Reproduction Number of Novel Coronavirus (2019-nCoV) in China, from 2019 to 2020: A Data-Driven Analysis in the Early Phase of the Outbreak, *Int. J. Infect. Dis.*, 92, pp.214~217.

요 지

COVID-19 대유행으로 인해 병원, 진료소, 검역소 및 의료 연구 기관을 포함한 의료 시설에서 매일 수많은 의료 폐기물이 발생함에 따라 의료폐기물 처리가 심각한 문제가 되고 있다. 이전에는 전통적인 소각방법이 사용되었지만 매립지 부족 및 관련 환경 문제로 인해 공중 보건이 위협에 처해 있다. 이런 문제를 극복하기 위해 멸균분쇄용 파쇄기를 개발하였다. 본 연구에서는 유해 및 감염성 의료폐기물에 대한 작동 성능을 결정하기 위해 분쇄용 파쇄 시스템의 설계 및 수치해석을 수행하였다. 파쇄기의 부품은 CAD 소프트웨어를 이용하여 모델링하였으며, ABAQUS를 사용하여 유한요소해석을 수행하였다. 정적, 동적 및 피로하중 조건 하에서 파쇄기 절단 날의 해석을 수행하였으며, 의료 폐기물을 분쇄하는데 필요한 절단력을 기반으로 절단 날의 형상이 효과적임을 입증하였다. 모달 해석을 통해 구조물의 동적 안정성을 검증하였다. 또한, 절단 날의 수명을 예측하기 위해 고주기 피로해석을 통해 S-N 선도를 생성하였다. 이를 통해 적절한 분쇄용 파쇄 시스템이 멸균 장치와 통합되도록 설계하여 의료 폐기물의 양과 처리 시간을 줄임으로써 환경 문제와 잠재적인 건강 위험을 극복하는 방안을 제시하였다.

핵심용어 : 분쇄기, 유한요소해석, 정적해석, 피로해석, 동적해석, 의료폐기물