




## ARTICLE



Received: July 17, 2018  
Revised: September 19, 2018  
Accepted: September 19, 2018

†These authors contributed equally to this study.

\*Corresponding author :  
Kwang-Young Song  
Center for One Health, College of Veterinary Medicine, Konkuk University, Seoul, Korea, and Dept. of Biological Engineering, Yanbian University of Science & Technology, Yanji, China.  
Tel : +82-2-450-4121  
Fax : +82-2-3436-4128  
E-mail : drkysong@gmail.com

Copyright © 2018 Korean Society of Milk Science and Biotechnology.  
This is an Open Access article distributed under the terms of the Creative Commons Attribution Non-Commercial License (<http://creativecommons.org/licenses/by-nc/3.0/>) which permits unrestricted non-commercial use, distribution, and reproduction in any medium, provided the original work is properly cited.

### ORCID

Dong-Hyeon Kim  
0000-0003-0585-2432  
Hyun-Woo Lim  
0000-0001-6013-8106  
Se-Hyung Kim  
0000-0003-4747-7394  
Jun-Man Lee  
0000-0002-6639-6648  
Jung-Whan Chon  
0000-0003-0758-6115  
Kwang-Young Song  
0000-0002-5619-8381  
Dongryeoul Bae  
0000-0002-4754-5580  
Jinhyun Kim  
0000-0002-5268-2723  
Hyunsook Kim  
0000-0001-7345-4167  
Kun-Ho Seo  
0000-0001-5720-0538

# Antibacterial Activity of Crude *Aronia melanocarpa* (Black Chokeberry) Extracts against *Bacillus cereus*, *Staphylococcus aureus*, *Cronobacter sakazakii*, and *Salmonella* Enteritidis in Various Dairy Foods: Preliminary Study

Dong-Hyeon Kim<sup>1†</sup>, Hyun-Woo Lim<sup>1†</sup>, Se-Hyung Kim<sup>1</sup>, Jun-Man Lee<sup>1</sup>, Jung-Whan Chon<sup>1,2†</sup>, Kwang-Young Song<sup>1,3\*</sup>, Dongryeoul Bae<sup>1</sup>, Jinhyun Kim<sup>1</sup>, Hyunsook Kim<sup>4</sup>, and Kun-Ho Seo<sup>1†</sup>

<sup>1</sup>Center for One Health, College of Veterinary Medicine, Konkuk University, Seoul, Korea

<sup>2</sup>College of Veterinary Medicine, Oklahoma State University, Stillwater, OK, USA

<sup>3</sup>Dept. of Biological Engineering, Yanbian University of Science & Technology, Yanji, China

<sup>4</sup>Dept. of Food & Nutrition, College of Human Ecology, Hanyang University, Seoul, Korea

## Abstract

In this study, the antibacterial activity of *Aronia melanocarpa* (black chokeberry) ethanol extract against *Bacillus cereus*, *Staphylococcus aureus*, *Cronobacter sakazakii*, and *Salmonella* Enteritidis was investigated using the spot-on-lawn assay. The results showed that this extract exhibited antibacterial activities against *Bacillus cereus* (complete inhibition) and *Staphylococcus aureus* (partial inhibition), but did not inhibit the growth of *Cronobacter sakazakii* and *Salmonella* Enteritidis. This study shows that the *Aronia melanocarpa* (black chokeberry) ethanol extract was more effective against Gram-positive bacteria than Gram-negative bacteria. Hence, it is suggested that *Aronia melanocarpa* could be a useful food supplement, and could be utilized as a naturally derived additive for maintaining the safety of various dairy products. Furthermore, future research should be conducted to examine the possibility of using such products as functional ingredients for improving the anti-oxidative and anti-inflammatory activities of food products.

## Keywords

*Aronia melanocarpa* (black chokeberry), antibacterial activity, *Bacillus cereus*, *Staphylococcus aureus*

## Introduction

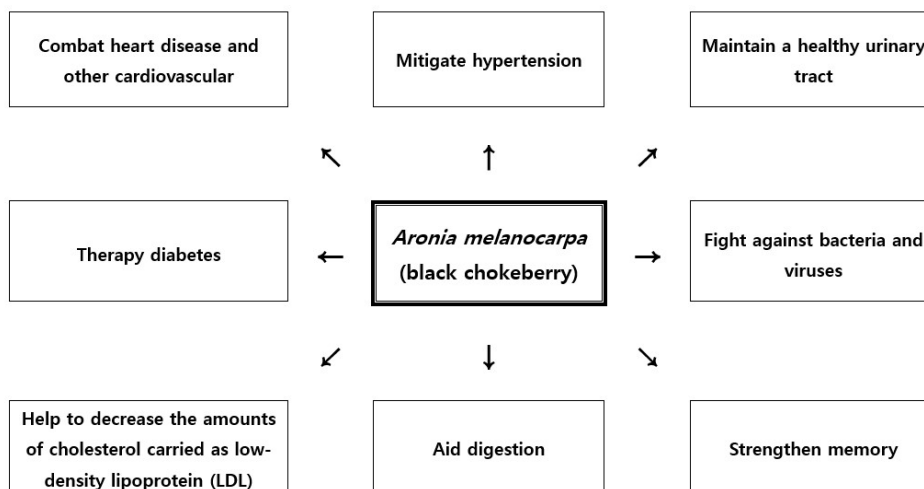
Recently, the usability of natural extracts has dramatically increased for improving human's health (Jakobek *et al.*, 2007; Jurikova *et al.*, 2017). Especially, among various natural compounds, Aronia has received important attention in recent years due to their various positive effects for human's health (Kokotkiewicz *et al.*, 2010; Park and Hong, 2014; Banjari *et al.*, 2017). And Aronia could be classified into three types of by color: (1) Red chokeberry as *Aronia arbutifolia*. (2) Purple chokeberry as *Aronia prunifolia*, and (3) Black chokeberry as *Aronia melanocarpa* (Chrubasik *et al.*, 2010; Borowska and Brzoska, 2016). Especially, among three types, many researchers had a focus on *Aronia melanocarpa* (black chokeberry) (Borowska and Brzoska, 2016; Sic Zlabur *et al.*, 2017). In general, *Aronia melanocarpa* (black chokeberry) was originated from the eastern parts of North America and Canada, and then was introduced into Europe about a

century ago (Chrubasik *et al.*, 2010; Jurikova *et al.*, 2017). Since the middle of the 20th century, *Aronia melanocarpa* (black chokeberry) have been cultivated and medicinally used in the former Soviet Union (Chrubasik *et al.*, 2010; Borowska *et al.*, 2017) (Fig. 1). According to heretofore known, *Aronia melanocarpa* (black chokeberry) contained many bioactive compounds such as anthocyanins, carotenoids, fatty acids, flavonoids, phenolic compounds, vitamins and so on (Bräunlich *et al.*, 2013; Nguyean and Hwang, 2016; Sic Zlabur *et al.*, 2017). Furthermore, *Aronia melanocarpa* (black chokeberry) have a greater content of phenolic constituents than most of the other berries, because of reflecting antioxidative potency (Chrubasik *et al.*, 2010; Banjari *et al.*, 2017) (Fig. 2). Until now, the most common *Aronia melanocarpa* (black chokeberry) products were powder, syrup, juice, fruit jelly, fruit tea, liquor, wind, and so on (Chrubasik *et al.*, 2010). Therefore, it would be the best way for the application of *Aronia melanocarpa* (black chokeberry) to add to various juices of other fruit species for improving both the organoleptic and nutritional characteristics of the final product (Kokotkiewicz *et al.*, 2010; Banjari *et al.*, 2017).

Foodborne pathogenic bacteria could be transmissible to humans through milk and dairy products, and also could cause various disease (Vasavada, 1988; Zeinhom and Abdel-Latef, 2014). Hence, attention would be focused on milk and dairy food contaminated with foodborne pathogenic bacteria, because milk was considered as a high quality and nutrition-rich food for human beings (Theresa and Nicklas, 2003). Especially, the high quality of milk is mainly referred to its composition and hygiene that are provided during the production and storage of milk (El-Baz *et al.*, 2017). However, if the hygienic conditions are not applied properly, the milk could be contaminated by microorganisms leading to its early spoilage (Oliver *et al.*, 2005; Nanu *et al.*, 2007). Furthermore, milk and dairy products could harbor a variety of microorganisms and also could be important sources of foodborne pathogens (El-Baz *et al.*, 2017). The presence of foodborne pathogens in milk and dairy products would be due to excretion from the udder of an infected animal and to direct/indirect contact with contaminated sources in the dairy farm environment (Vasavada, 1988; Oliver *et al.*,



**Fig. 1.** *Aronia melanocarpa* known as the black chokeberries was originated from eastern North America and was commonly found in wet woods and swamps (Banjari *et al.*, 2017).



**Fig. 2.** Various bioactive effects of *Aronia melanocarpa* (black chokeberry) for improving human's health (Banjari *et al.*, 2017; Jurikova *et al.*, 2017; Sic Zlabur *et al.*, 2017).

2005; Nanu *et al.*, 2007; Zeinhom and Abdel-Latef, 2014; El-Baz *et al.*, 2017). In this study, among various foodborne poisoning bacteria, 4 kinds of foodborne poisoning bacteria – *Staphylococcus aureus*, *Cronobacter sakazakii*, *Salmonella* Enteritidis., and *Bacillus cereus* – which occur most frequently in milk and dairy products were selected and investigated.

Until now, there was very few studies about the inhibition against various foodborne pathogenic bacteria using the crude extracts from *Aronia melanocarpa* (black chokeberry). Therefore, this study was aimed at investigating the antibacterial activity of *Aronia melanocarpa* (black chokeberry) on *Staphylococcus aureus*, *Cronobacter sakazakii*, *Salmonella* Enteritidis., and *Bacillus cereus* so as to improve the quality of various dairy products by adding them as natural food additives.

## Materials and Methods

### 1. Materials and extraction

The powder of *Aronia melanocarpa* (black chokeberry) manufactured in Finland was purchased from Kiantama OY (Finland). The dried powder of *Aronia melanocarpa* (black chokeberry) was macerated in 95% ethanol for 48 hours with occasionally stirring at ambient temperature. And then, the soluble ingredients were concentrated by rotary evaporator at 50°C until dryness, and the yield was obtained by ethanol extraction type. These stock solutions were filtrated through 0.2 mm Millipore and stored at –20°C before use.

### 2. Bacterial strains and culture condition

*Staphylococcus aureus* ATCC6538, *Cronobacter sakazakii* KCTC2949, *Salmonella* Enteritidis 110, and *Bacillus cereus* ATCC10876 were obtained from Center for One Health, College of Veterinary, Konkuk University in Seoul, Korea. These bacteria were

grown on nutrient agar (NA) (Oxoid, UK) overnight. Colonies were transferred into tubes containing cryopreservation fluid according to the instruction of the manufacturer (Original Microbiology Bead Storage System, STS, Technical Service Consultants Limited, UK). The beads were stored at  $-70^{\circ}\text{C}$  until use.

### 3. Antibacterial susceptibility testing

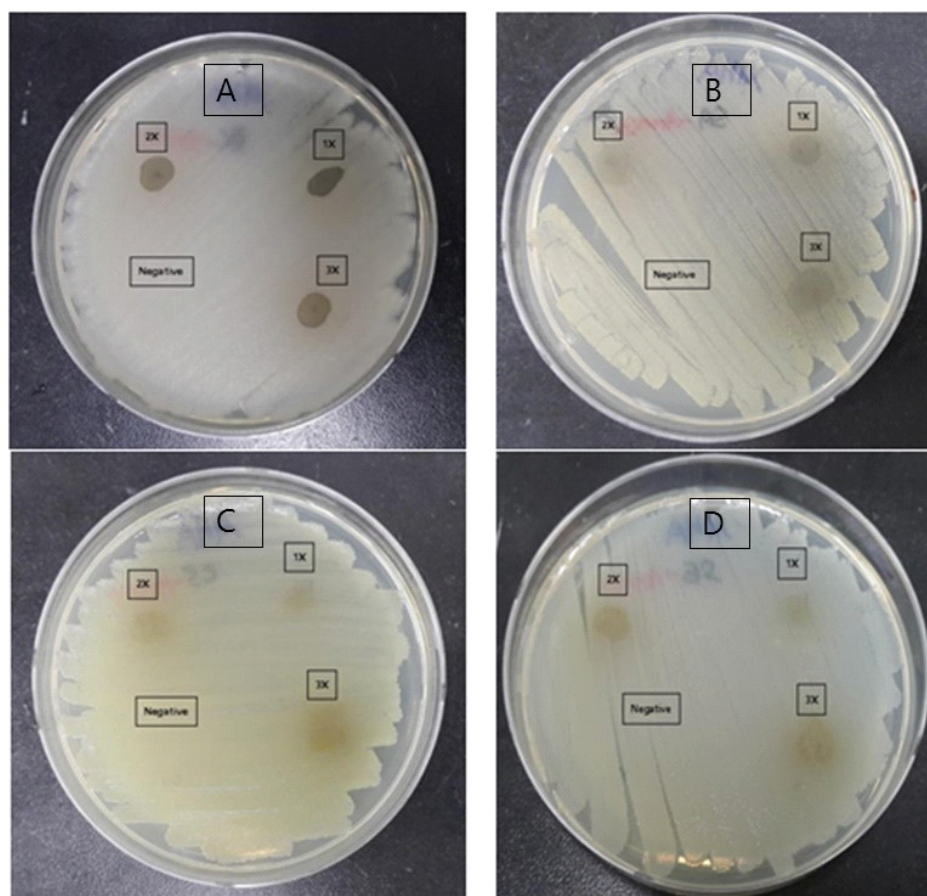
The antibacterial activity of *Aronia melanocarpa* (black chokeberry) were tested on *Staphylococcus aureus* ATCC6538, *Cronobacter sakazakii* KCTC2949, *Salmonella* Enteritidis 110, and *Bacillus cereus* ATCC10876 using by the spot-on-lawn assay with some modifications (Cadirci and Citak, 2005). All test bacteria were cultured on Mueller-Hinton broth (MHB; Difco) and incubated at  $37^{\circ}\text{C} \pm 0.5$  for one day. The culture broth was diluted using MHB to 0.5 McF and spread onto Mueller-Hinton agar (MHA; Difco) using sterilized cotton swabs. A total of negative control (0  $\mu\text{L}$ ), 1X (10  $\mu\text{L}$ ), 2X (20  $\mu\text{L}$ ), and 3X (30  $\mu\text{L}$ ) of *Aronia melanocarpa* (black chokeberry) extract was directly dropped onto the surface of the MHA, respectively. The plates were incubated for one day at  $37 \pm 0.5^{\circ}\text{C}$ , and the inhibition zone was observed.

### 4. Statistical analysis

All experiments were carried out independently in triplicate experiments. The inhibition of various concentration of *Aronia melanocarpa* (black chokeberry) ethanol extracts against *Staphylococcus aureus* ATCC6538, *Cronobacter sakazakii* KCTC2949, *Salmonella* Enteritidis 110, and *Bacillus cereus* ATCC10876 were evaluated by one-way analysis of variance (ANOVA). Statistical significance was accepted at the  $p=0.05$  level.

## Results and Discussion

The ethanol extract of *Aronia melanocarpa* (black chokeberry) showed various levels of antibacterial activity when tested by the spot-on-lawn assay (Fig. 3). These results obtained showed that ethanol extract of *Aronia melanocarpa* (black chokeberry) exhibited antibacterial activities against *Bacillus cereus*, and the inhibitory activity of *Aronia melanocarpa*'s (black chokeberry) ethanol extracts was shown as a whole regardless of the increase in the concentration (Fig. 3). Although the final result of antimicrobial activity of *Aronia melanocarpa*'s (black chokeberry) extract by ethanol against *Staphylococcus aureus* was negative, it did not seem to be effective at all (Fig. 3). Hence, it is likely that the higher concentration, the more effective it will be. Whereas the other two bacteria - *Cronobacter sakazakii*, and *Salmonella* Enteritidis - did not show any inhibition by the ethanol extract of *Aronia melanocarpa* (black chokeberry) (Fig. 3). Also, Park and Hong (2014) reported that the physiological activities of *Aronia melanocarpa*'s (black chokeberry) extracts was affected by various extraction solvent such as hot water, methanol, and ethanol. The yield of *Aronia melanocarpa*'s (black chokeberry) extracts by ethanol extract was 84.50%, by hot water extract was 84.05%, and by methanol extract was 76.20%, respectively. But, regardless of the extraction solvents,

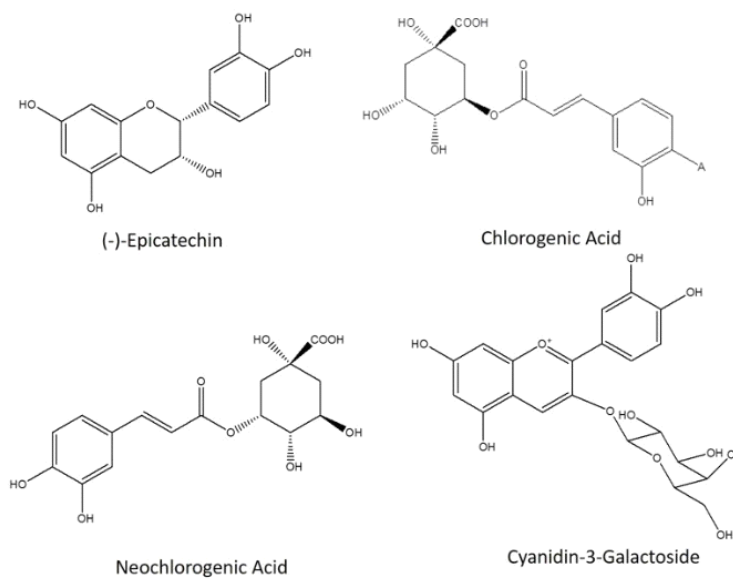


**Fig. 3.** The antibacterial activity on various concentration of *Aronia melanocarpa*'s (black chokeberry) ethanol extracts against *Bacillus cereus* ATCC10876 (A), *Staphylococcus aureus* ATCC6538 (B), *Cronobacter sakazakii* KCTC2949 (C), and *Salmonella* Enteritidis 110 (D) tested by the spot-on-lawn assay.

the total sugar content was 35.56~37.68 g/100 g (Park and Hong, 2014). Therefore, *Aronia melanocarpa* (black chokeberry) was extracted with ethanol in this study.

Banjari *et al.* (2017) reported that *Aronia melanocarpa*'s (black chokeberry) extracts could have various bioactive compound for improving human's health (Fig. 4). In general, the efficacy comparison of natural materials was carried out by solvent extraction (methanol, ethanol, water, and so on) (Jakobek *et al.*, 2007; Borowska *et al.*, 2017). According to Park and Hong (2014), the total anthocyanin content by methanol extract was 395.10 mg/100 g, by ethanol extract was 318.61 mg/100 g, and by hot water extract was 252.82 mg/100 g, respectively. Also, the among various anthocyanin composition, the cyanidin-3-galactoside was 364.65 mg/100 g, the cyanidin-3-arabinoside was 163.06 mg/100 g, and the cyanidin-3-glucoside was 35.69 mg/100 g by the methanol extract (Park and Hong, 2014).

Also, the 1,1-diphenyl-2-picrylhydrazyl (DPPH) radical scavenging activities by methanol and ethanol extracts at 100~1,000  $\mu\text{g}/\text{mL}$  was 8.90~69.21%, 7.96~70.01%, respectively, and the superoxide radical scavenging activities of all the extracts would be improved



**Fig. 4.** Various bioactive compounds isolated from *Aronia melanocarpa* (black chokeberry) (Banjari *et al.*, 2017).

with an increase in the treatment concentration (Park and Hong, 2014). The ferric reducing antioxidant power (FRAP) by methanol and ethanol extract at 100~1,000  $\mu\text{g}/\text{mL}$  was 67.32~812.78  $\mu\text{M}$ , 57.14~817.87  $\mu\text{M}$ , respectively (Park and Hong, 2014). The tyrosinase inhibitory activity by ethanol extract was 23.03~33.82% (100~1,000  $\mu\text{g}/\text{mL}$ ) and it was higher than that of the other extracts (Park and Hong, 2014). Especially, the cancer cell growth inhibition activity by ethanol extract was 76.86% at 1,000  $\mu\text{g}/\text{mL}$  on HeLa cell line and it was significantly higher than hot water and methanol extracts (Park and Hong, 2014).

Especially, through increasing outbreak of various drug-resistant pathogenic bacteria, the potential antibacterial activity by the unknown plant-derived substance became increasingly interested (Savoia, 2012; Liepina *et al.*, 2013). Liepina *et al.* (2013) reported that the antimicrobial activity of *Aronia melanocarpa* (black chokeberry) and *Sorbus aucuparia* extracted by aqueous and ethanolic method was exhibited antibacterial activity against Gram-positive bacteria *Bacillus cereus* and *Staphylococcus aureus*, but they did not have antifungal influence. In this study, although a similar result was obtained in *Bacillus cereus*, *Staphylococcus aureus* was not inhibited.

Also the extracts inhibited the growth of Gram-negative bacterium *Pseudomonas aeruginosa* but did not have influence on *Escherichia coli* (Liepina *et al.*, 2013). In this study, similar trends in previous studies were found, and *Cronobacter sakazakii* and *Salmonella* Enteritidis were not inhibited.

In general, ethanolic extracts demonstrated equal or larger antibacterial effects than aqueous extracts (Liepina *et al.*, 2013). Also, according to several previous literatures, better results usually have been obtained with alcoholic than with aqueous extracts (Krisch *et al.*, 2008; Chitra *et al.*, 2012; Liepina *et al.*, 2013). Since ethanol was the most commonly used organic solvent, the finished products could be relatively safely used



(Low Dog, 2009).

Furthermore, according to the report of Banjari *et al.* (2017), *Aronia melanocarpa* (black chokeberry) had been reported to possess (1) anti-achlorhydia, (2) anti-hypertension, (3) anti-hemorrhoids, (4) anti-convalescence, (5) anti-avitaminoses, (6) anti-atherosclerosis, (7) anti-diabetes, and so on (Fig. 2).

Over all, *Aronia melanocarpa* (black chokeberry) berry juice and plant extract has displayed evidence as a potent modulator of hyperglycemia-related oxidative stress which is directly correlated with its complications, in particular, cardiovascular disease (Jurikova *et al.*, 2017). Also, people with increased cardiovascular risk (i.e., with abdominal obesity, mild hypercholesterolemia, grade I hypertension) seem to benefit more from the consumption of *Aronia melanocarpa* (black chokeberry) berry juice and extract (Jakobek *et al.*, 2007; Sic Zlabur *et al.*, 2017).

In conclusion, this study demonstrated the potential of *Aronia melanocarpa* (black chokeberry) to inhibit the growth of *Bacillus cereus* and *Staphylococcus aureus* as antimicrobial activity, except for *Cronobacter sakazakii* and *Salmonella* Enteritidis. Hence, this study indicated that *Aronia melanocarpa* (black chokeberry) might be applicable in natural medicine and food as a source of antibacterial products, and also could be a useful for functional food material in the food industry. Additionally, the *Aronia melanocarpa* (black chokeberry) fruit and its extract appear to have a multitude of beneficial effects against other disease conditions, which could potentially be explored and scientifically substantiated through systematic studies and investigations.

## Acknowledgement

This research was supported by Basic Science Research Program through the National Research Foundation of Korea (NRF) funded by the Ministry of Education (NRF-2017R1D1A1B03035427).

## References

- Banjari, I., Misir, A., Šavikin, K., Jokić, S., Molnar, M., De Zoysa, H. K. S. and Waisundara, V. Y. 2017. Antidiabetic effects of *Aronia melanocarpa* and its other therapeutic properties. *Front. Nutr.* 4:53.
- Borowska, S. and Brzoska, M. M. 2016. Chokeberries (*Aronia melanocarpa*) and their products as a possible means for the prevention and treatment of noncommunicable diseases and unfavorable health effects due to exposure to xenobiotics. *Compr. Rev. Food Sci. Food Saf.* 15:982-1017.
- Borowska, S., Brzóska, M. M., Gał ażyn-Sidorczuk, M. and Rogalska, J. 2017. Effect of an extract from *Aronia melanocarpa* L. Berries on the body status of zinc and copper under chronic exposure to cadmium: An *in vivo* experimental study. *Nutrients* 9:1374.
- Bräunlich, M., Økstad, O. A., Sliemstad, R., Wangensteen, H., Malterud, K. E. and Barsett, H. 2013. Effects of *Aronia melanocarpa* constituents on biofilm formation of

- Escherichia coli* and *Bacillus cereus*. *Molecules* 18:14989-14999.
- Chitra, W., Calderon, P. and Gagnon, D. 2012. Evaluation of selected medicinal plants extracted in different ethanol concentrations for antibacterial activity against human pathogens. *J. Medic. Active Plants* 1:60-68.
- Cadirci, B. H. and Citak, S. 2005. A comparison of two methods used for measuring antagonistic activity of lactic acid bacteria. *Pakistan Journal of Nutrition* 4:237-241.
- Chrubasik, C., Li, G. and Chrubasik, S. 2010. The clinical effectiveness of chokeberry: A systematic review. *Phytother. Res.* 24:1107-1114.
- El-Baz, A. H. J., El-Sherbini, M., Abdelkhalek, A. and Al-Ashmawy, M. A. 2017. Prevalence and molecular characterization of *Salmonella* serovars in milk and cheese in Mansoura city. *Egypt. J. Adv. Vet. Anim. Res.* 4:45-51.
- Jakobek, L., Seruga, M., Medvidovic-Kosanovic, M. and Novak, I. 2007. Antioxidant activity and polyphenols of aronia in comparison to other berry species. *Agric. Conspec. Sci.* 72:301-306.
- Jurikova, T., Mlcek, J., Skrovankova, S., Sumczynski, D., Sochor, J., Hlavacova, I., Snopek, L. and Orsavova, J. 2017. Fruits of black chokeberry *Aronia melanocarpa* in the prevention of chronic diseases. *Molecules* 22:944.
- Kokotkiewicz, A., Jaremicz, Z. and Luczkiewicz, M. 2010. Aronia plants: A review of traditional use, biological activities, and perspectives for modern medicine. *J. Med. Food* 13:255-269.
- Krisch, J., Galgóczy, L., Tölgyesi, M., Papp, T. and Vágvölgyi, C. 2008. Effect of fruit juices and pomace extracts on the growth of Gram-positive and Gram-negative bacteria. *Acta. Biol. Szeged.* 52:267-270.
- Liepina, L., NikoLajeva, V. and Jakobsone, I. 2013. Antimicrobial activity of extracts from fruits of *Aronia melanocarpa* and *Sorbus aucuparia*. *Environmental and Experimental Biology* 11:195-199.
- Low Dog, T. 2009. Smart talk on supplements and botanicals: Herbal teas versus tinctures; standardized extracts; green tea. *Alternat. Complement. Ther.* 15:101.
- Nanu, E., Latha, C., Sunil, B., Prejit, Thomas, M. and Menon, K. V. 2007. Quality assurance and public health safety of raw milk at the production point. *American Journal of Food Technology* 2:145-152.
- Nguyen, L. and Hwang, E. S. 2016. Quality characteristics and antioxidant activity of yogurt supplemented with aronia (*Aronia melanocarpa*) juice. *Prev. Nutr. Food Sci.* 21:330-337.
- Oliver, S. P., Jayarao, B. M. and Almedia, R. A. 2005. Food borne pathogens in milk and the dairy environment food safety and public health implications. *Foodborne Pathogens and Disease* 2:1115-1129.
- Park, H. M. and Hong, J. H. 2014. Physiological activities of *Aronia melanocarpa* extracts on extraction solvents. *Korean J. Food Preserv.* 21:718-726.
- Savoia, D. 2012. Plant-derived antimicrobial compounds: Alternatives to antibiotics. *Future Microbiol.* 7:979-990.
- Šic Žlabur, J., Dobričević, N., Pliestić, S., Galić, A., Bilić, D. P. and Voća, S. 2017.





Antioxidant potential of fruit juice with added chokeberry powder (*Aronia melanocarpa*). *Molecules* 22:2158.

Theresa, A. and Nicklas, L. N. 2003. Calcium intake trends and health consequences from childhood through adulthood. *Journal of the American College of Nutrition* 22:340-356.

Vasavada, P. C. 1988. Pathogenic bacteria in milk-A review. *J. Dairy Sci.* 71:2809-2816.

Zeinhom, M. M. A. and Abdel-Latef, G. K. 2014. Public health risk of some milk borne pathogens. *Beni-Suef University Journal of Basic and Applied Sciences* 3:209-215.