

RESEARCH ARTICLE

Open Access



Preliminary evaluation of some aspects of the ecology (growth pattern, condition factor and reproductive biology) of African pike, *Hepsetus odoe* (Bloch 1794), in Lake Eleiyele, Ibadan, Nigeria

Oluniyi Solomon Ogunola^{1*}, Olawale Ahmed Onada² and Augustine Eyiwunmi Falaye²

Abstract

A preliminary investigation of length-weight relationship, condition factor and reproductive ecology of African pike fish, *Hepsetus odoe*, was conducted between June to August 2010 in Lake Eleiyele. A total of 90 samples of the fish species were caught by fishermen using gill nets. The results obtained showed that fish species had isometric growth pattern (contrary to negative allometry expected) with the growth exponent, b value of 2.64, that is not statistically different from 3 and with high statistical power of 0.866 when tested. The mean condition factor, K , was found to be 2.6, indicating that the fish species were in good condition in the study area. For reproductive biology, mean fecundity and gonadosomatic index were found to be 1349 eggs and 3.53% respectively. This study was necessary to fill the knowledge gap and provide information for management and conservation of the investigated species in the lake system.

This study recommended that further research needs to be conducted because the sampling was carried out in the rainy season period and within a quarter of a year.

Keywords: African pike, Length-weight relationship, Condition factor, Fecundity, Gonadosomatic index

Background

Nigeria is endowed with a large hectare (14 million) of land consisting of reservoirs, lakes and rivers, capable of producing over 980,000 metric tonnes of fish annually (Federal Department of Fisheries (FDF) 2007). Statistical surveys have shown that the demand for fish in the country exceeds supply due to ever-increasing human population (currently over 150 million) (Tsadu et al. 2006; National Population Commission of Nigeria (NPC) 2006).

African pike, *Hepsetus odoe*, (Bloch 1794), commonly referred to as ‘gá’ in Yoruba-land, Nigeria, belongs to the family *Hepsetidae* and is a diurnal, pelagic, oviparous predatory and piscivorous species inhabiting highly vegetated backwater, large floodplain, lagoon and swamp

systems, but has been reported absent in the River Nile (Idodo-Umeh 2003; Oso et al. 2011; Ezekiel and Abowei 2014). Both male and female species mature at 140 and 160 mm, respectively (Merron et al. 1990). They constitute the major catches and landings of fishermen, and they are biologically and economically important in Nigerian and other West African coastal waters (from Senegal to Botswana) because of their roles in pelagic food chain and diet component of livestock and humans (Winemiller and Kelso-Winemiller 1994; Akponine and Ayoade 2012; Ezekiel and Abowei 2014; Kareem et al. 2015).

Fish from inland waters such as *Hepsetus odoe* is known to be a highly demanding, valuable and important source of rich protein to man and also contributes immensely to the nation’s gross domestic product (GDP) (Bolarinwa 2015). In addition, it generates income and employment for the vast majority of the populace in terms of fishing, fish-smoking, processing etc., and

* Correspondence: solomonunilag@yahoo.com

¹International Studies in Aquatic Tropical Ecology, University of Bremen, Bremen, Germany

Full list of author information is available at the end of the article



hence serves as a source of livelihood in tropical regions (Adedokun and Fawole 2012). *Hepsetus odoe* bears a striking resemblance to the European pike. They are torpedo-shaped, predatory fish. The body form is elongate with a pronounced snout. The dorsal surface is usually dark brown or green while the ventral surface is silvery. The face is often light green or brown with prominent dark brown or black stripes radiating from the eye. The coloration of the adults is relatively uniform, but colouration of young is extremely variable (Jubb and Manning 1961). The scales of the African pike are rough to the touch and number 49–58 along its lateral line. The most striking feature of *H. odoe* is their dentition. Both upper and lower jaws are filled with sharp pointed teeth, but the lower jaw has two rows while the upper only has one. There are also two large canines in each jaw. Two pairs of dermal flaps can be found on the upper and lower jaws (Barnard 1971). The folds on the upper jaw are smaller than those on the lower jaw. They were once thought to be sensory organs, but are now thought to be used in building nests for breeding (Merron et al. 1990). They are multiple spawners, breed over the summer months and are relatively short-lived, with a life span of only 4–5 years (Skelton 1993). They build a free-floating bubble-nest which suspends the eggs to receive enough aeration, acts as a deterrent to predators due to its placement in highly vegetated areas and provides an anchor for the young to attach themselves to. *Hepsetus odoe* seems to prefer the upper courses of small rivers where *Hydrocynus* spp. (their main predators) are absent or less abundant (Entsua-Mensah et al. 2010). The onset of the spawning season varies depending upon the region, the method is constant across *Hepsetus odoe* populations. Spawning season usually begins with rainy season when flood and water level have risen (Merron and Bruton 1988; Merron et al. 1990). It is suspected that flood waters may actually stimulate the maturity of gonads of *H. odoe*. However, water temperatures play a critical role as well, and it is not until August that the water temperatures are likely to reach optimal levels for the eggs and developing embryos. Females are repeated spawners and produce about 6440 eggs in a season. These eggs vary in size from 2.5–2.9 mm in diameter, and the adults are known to guide and show some parental cares for the eggs and hatched embryos (Merron et al. 1990).

Length-weight relationship (LWR) indicates the average weight of fish at a given length by making use of a mathematical equation to show relationships between the two (Beyer 1987). Fish can attain either isometric or allometric growth (Gayaniilo and Pauly 1997; Sakar et al. 2013). Isometric growth indicates that both length and weight of the fish are increasing at the same rate. Allometric growth can be either positive or negative. Positive

allometric implies that the fish becomes stouter or heavier or deeper-bodied as its length increases. Negative allometric implies the fish becomes slender or lighter as its length increases (Wootton 1998; Zafar et al. 2003). For stock assessment purpose, LWR is assumed to be uniform for an entire fish stock (Gerritsen and McGrath 2007). Knowledge of the relationship between the length and weight of a given species is useful to transform the length structures obtained into the weights of fish captured and to monitor health status of a population (Cone 1989; Ecoutin et al. 2005). Fluctuation in fish growth is a common phenomenon in tropical and subtropical waters because of environmental variations, spawning and dynamics of food composition (Adeyemi et al. 2009).

Condition factor (CF) is an estimation of general well-being of fish (Oribhabor et al. 2011) and is based on the hypothesis or assumption that heavier fish (at a given length) are in better condition than the lighter ones (Bagenal and Tesch 1978; Ogamba et al. 2014). The condition factor of 1.0 or greater indicates the good condition of fish while less than 1.0 shows bad condition (Abobi 2015). Condition factor is a useful index for estimating growth rate and age and for assessing environmental quality (Navarro et al. 2010; Olopade and Tarawallie 2014). The condition factor can be influenced by season, sex, type of food organism consumed by fish, age of fish, amount of fat reserved and environmental conditions (Bagenal and Tesch 1978; Anene 2005; Abowei 2009).

Reproduction is an important physiological system that is crucial in the life cycle of fish. Fecundity is the number of ripened or vitellogenic eggs or oocytes in the female prior to the next spawning period and varies intra- and interspecifically (Bagenal 1978; Wootton 1990; Akponine and Ayoade 2012). Lagler et al. (1977) stated that the number of eggs produced by fish in a spawning season is species-specific and also varies with genetic characteristics, size, age, environmental factors and physiological conditions of the fish. For instance, large female fish in better condition tend to exhibit higher fecundity than those in poor condition. This information is useful in estimating spawning stock biomass and management (Idowu 2017). The gonadosomatic index, (GSI), is described as gonad mass as a percentage of total body weight and is widely used as a simple measure of the extent of reproductive investment, gonadal development and maturity of fish in relation to spawning (Quyayam and Quasim 1961; Bagenal and Tesch 1978; Fagbenro et al. 1991; Cubillos and Claramunt 2009). Gonadosomatic index of fish increases with maturity and abruptly declines after spawning. GSI is particularly helpful in identifying season of spawning as the female gonads increase in size prior to spawning (Biswas 1993; Idowu 2017). Study on reproductive biology of fish is essential for conservation

and selecting fish candidates of aquaculture from the wild (Muchlisin 2013).

Justification of the study

Fish production in Nigeria comes from three main sources: artisanal (coastal and inland waters such as lakes), aquaculture and industrial fishing, but the majority of the supply comes from the artisanal sub-sector (of about 500,000 metric tonnes per annum) (Adekoya and Miller 2004 as reported by Chilaka et al. 2014). Because fish demand (1.5 million metric tonnes) exceeds supply, local fish production has failed to meet the country's domestic demand. Nigeria has the resource capacity to produce 2.4 million metric tonnes of fish every year, yet the country, as of 2007 (over a decade), is still a large importer of frozen fish annually from all sources (Fasakin 2008). Fish production is significant to the Nigerian economy (contributing over US\$ 1 billion to its gross domestic product) in view of its role in providing livelihoods (employment and income generations) and a very cheap source of proteinaceous foods (fish such as *Hepsetus odoe*) to a riparian community (such as the study area, Eleiyele) and over 3 million people inhabiting Ibadan metropolis (where the study area is located) (Food and Agricultural Organization (FAO) 2004). Nowadays, coastal and inland waters, especially oceans, lakes and reservoirs, have come under increasing threats of human activities such as industrial, municipal, agricultural and domestic pollutions which could alter environmental quality and have biological, ecological and societal implications (Muyodi et al. 2011). Most inland water-bodies in Nigeria are also overfished as a result of increasing rate of fishing efforts being employed for exploitation of aquatic resources (Faturoti 2000 as reported by Adedokun et al. 2017). In the same vein, fish resources are susceptible to induced environmental stress, which can deteriorate and affect their biological production (Chilaka et al. 2014). Olaniran (2003) had previously reported five dominating and mostly landed families in the lake system of Eleiyele: Cichlidae (*Sarotherodon* spp.), Centropomidae, Hepsetidae (*H. odoe*), Gymnarchidae and Bagridae.

Although, many studies have been conducted on some aspects of the ecology of fishes in Nigeria, there is a dearth of reports of this species (*H. odoe*) in Lake Eleiyele (Offem et al. 2009; Kareem et al. 2016), which necessitates this research. The objective of this study is to determine the length-weight relationship, condition factor, fecundity and gonadosomatic index of *Hepsetus odoe* in Lake Eleiyele, which would serve as important tools in describing the status of fish population, predicting the potentials of fisheries such as knowledge of recruitment pattern from fecundity and gonadosomatic index, selective exploitation, effective conservation and management of this species in the water-body (Abowei

and Hart 2009; Arawomo 1982 cited in Idowu 2013; Kareem et al. 2016; Mireku et al. 2016).

Research questions

The following are the research questions:

- 1) What kind of growth pattern did *Hepsetus odoe* exhibit in the lake system of Eleiyele Reservoir?
- 2) Were the investigated fish species in good condition in the ecosystem despite pollution from anthropogenic sources?
- 3) What reproductive indices, in terms of fecundity and gonadosomatic index, did the fish species exhibit in the aquatic ecosystem?

Methods

Description of the study area

Eleiyele Lake is a freshwater ecosystem basin located in the northwest part of Ibadan and lies on the latitude 7° 25' 0" to 7° 27' 0" N and longitude 3° 50' 30" to 3° 53' 0" E (Fig. 1) and altitude 125 m above sea-level. It has an impoundment area of 5.46 km², storage capacity of 704 million litres of water (now increased to 900 million), depth of 12 m (Imevbore 1965 cited in Akponine and Ayoade 2012) and receives water principally from the Ona river, part of the dense network of inland water courses that flow southwards into the Lagos Lagoon. A number of stream channels serve as tributaries to the Eleiyele wetland basin. Along the sides of the lake is a forest reserve with stretches of vegetation such as elephant grass, giant-star grass, trees, shrubs and spear grass. The lake serves as the major source of freshwater for town and domestic uses and fishery products: fin and shellfish. Along its banks or catchment areas, various domestic and industrial activities are carried out: dumping of refuse and sewage, agricultural activities such as crop farming, agro-processing, mechanic workshops, sand mining, water transportation/navigation, spiritual exercise such as water baptism and unregulated discharge of industrial wastes, which may lead to metal, polychlorinated biphenyl, PCB and hydrocarbon contaminations of the aquatic ecosystem and therefore can have detrimental effects on the biological components (Olaifa et al. 2004; Ajani and Balogun 2015; Olayinka et al. 2017).

Collection and preservation of fish samples

Fresh specimens (90 samples in total based on financial resources available) of *Hepsetus odoe* were collected from fishermen at Eleiyele Lake from June to August 2010 as this period marks the end and beginning of gonad maturation and spawning respectively, and rainy season when the level of water rises (Merron et al. 1990; Idowu 2017). The fish were caught using gill nets (mesh sizes ranging from 3 to 8 cm) set overnight and were retrieved in the morning of the following day. They were

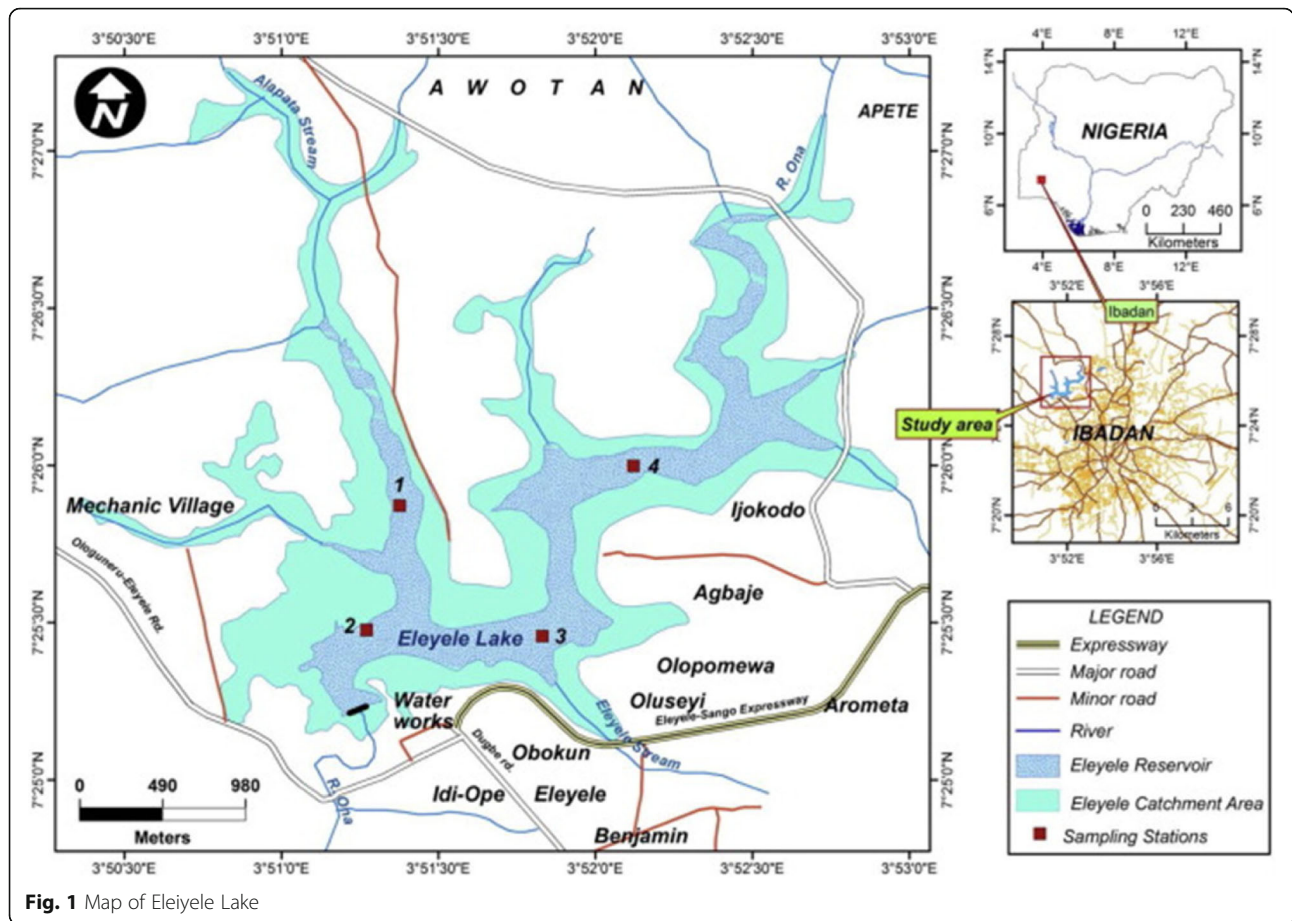


Fig. 1 Map of Eleyele Lake

identified to species and sex level using the fish catalogue of FAO (Fischer et al. 1981; Food and Agricultural Organization (FAO) 1990; Schneider 1990) and sex ratio (male to fecund female, 1:1.8) determined according to the method described by Oso et al. (2011). Biometrics, including standard length (STL), total length (TL) and body weight (BWt) were measured at the landing site using a calibrated plastic board and a sensitive weighing balance (Moruf and Lawal-Are 2015). All lengths and weights were measured in centimetres and grams respectively. Gonads were dissected, weighed and preserved in 5% formalin and Gilson’s fluid (Akponine and Ayoade 2012; Mireku et al. 2016). Gonad maturity (stage IV) was visually and microscopically observed and characterised by large ovaries, yellowish or milky-whitish in colour, visible opaque oocytes without bruised areas and occupying three quarter of the entire body cavity with blood capillaries (Bagenal 1978).

Length-Weight Relationship (LWR)

The raw data of total lengths (STL), total lengths (TL) and body weights (BWt) of the *H. odoe* collected were used to compute the length-weight relationship with the formula (Le Cren 1951; Ricker 1973; Hayes et al. 1995);

$$W = aL^b \tag{1}$$

where W = body weight, L = total length, a = intercept on the length axis and b = slope or regression coefficient which usually ranges from 2 to 4.

Equation (1) is log transformed to give a linear relationship (Le Cren 1951; Parson 1988);

$$\text{Log } W = \text{Log } a + b \text{ Log } L \tag{2}$$

When $\text{Log } W$ is plotted against $\text{Log } L$, the regression coefficient or growth exponent, b , and intercept, a , are obtained. The value of exponent, b , provides biological information on the pattern of growth of fish (Abobi 2015). For the species, the compiled growth exponent (b) was compared to 3 using Student’s t test to ascertain whether species grew isometrically or not (Sokal and Rohlf 1987). This was achieved by using the formula and statistical link (Zar 1984; Morey et al. 2003);

$$t_s = (b-3)/s_b$$

<http://www.socscistatistics.com/pvalues/tdistribution.aspx> where t_s = Student’s t test, b = slope and s_b = standard error of the slope. The b value of 3 was chosen for

comparison and a standard because it indicates that the fish grows isometrically.

Condition Factor (CF)

This was computed for the species with Fulton's equation (Ricker 1971; Pauly 1983);

$$K = 100 \times W/L^b$$

where K = condition factor, W = body weight, L = total length and b = compiled growth exponent.

Fecundity

The gravimetric method was used for estimating fecundity (ripe ovary). This involves subsampling of eggs by weighing from the gonad for fecundity estimation. Preserved eggs were washed with Gilson's fluid and freshwater to drain excess preservative and, after removing any remaining ovarian tissue, were left on filter paper for about 5–10 min to dry. A subsection of the ovaries or gonads was weighed (1 g) and number of eggs in it was counted and recorded. The total number of eggs in the ovary was calculated as a proportion. Fecundity (F) is finally extrapolated using the formula: $F = nxW$ where W = total weight of ovary in grams and n = number of eggs per 1 g of subsection ovary or gonad (Bagenal 1978; Sevaraj et al. 1972; Hunter and Goldberg 1980; Oso et al. 2011). This method of estimating fecundity has been reported accurate to about 1% (Simpson 1959). The linearity of the fecundity-weight and fecundity-length relationships was determined using the equation (Akponine and Ayoade 2012);

$$\text{Log } F = a + b \text{ Log BW}$$

$$\text{Log } F = a + b \text{ Log TL}$$

F = fecundity estimate, W = body weight (g), TL = total length (cm) and ' a ' and ' b ' are regression constants.

Gonadosomatic Index (GSI)

Gonadosomatic indices were calculated using the formula (Dadzie and Wangila 1980);

$$\text{DSI} = \text{Ginald weight} \times 100/\text{body weight}$$

Statistical analyses

The data obtained from the morphometric and reproductive variables were subjected to statistical analysis using R version, 0.98.1083 (2009–2014) and Excel. Analysis of variance (ANOVA) was used to test whether the calculated regression line was significant (Ogbeibu 2005). All statistical analyses were considered at significant level of 5% ($p < 0.05$).

Results and discussion

Length-weight relationship (LWR)

Growth is an important component of biological production. The LWR of *Hepsetus odoe* of 90 samples in this study was examined. The mean total length (TL) was 26.89 ± 2.47 cm, and the mean body weight (BW) was 137.11 ± 41.05 g. Table 1 shows the regression analysis. The relationship between the total length (TL) and body weight (BW) shows a highly significant positive correlation, $R^2 = 0.61$ ($p = 2 \times 10^{-16}$). This indicates that BW of the species increases as the TL increases (Ezekiel and Abowei 2014). Gomez and Gomez (1984) reported that high correlation coefficient value, r , validates or explains the quality and reliability of the LWR model or linear regression. The scatter plot or regression graph of the total length and weight relationship of the species is shown in Fig. 2. The b , growth exponent value, for this species was 2.64 which is not statistically different from 3 ($p = 0.5625$, power of statistical test ($1 - \beta$ error prob) = 0.8666, using small effect size of 0.1 and sample size of 90 on G*Power 3.1.9.2 version) when tested with Student's t test to ascertain if the species grew isometrically or not. This indicates that the *H. odoe* in this study grew isometrically although this growth pattern is rarely or occasionally observed (Thomas et al. 2003; Bolarinwa 2015). This indicates that the fish will not change its shape as it grows. Froese (2006) reported that if $b = 3$, then small number of specimens in the fish sample have the same form and condition as large specimens. Le Cren (1951) and Fagbenro et al. (1991) stated that conformance with the cube law (isometric growth, $b = 3$) was rare in the majority of fish species and this was not true for *H. odoe* in this study because there was no deviation ($p > 0.05$ of 2.64) from the cube law ($b = 3$) when tested with Student's t test. This value was within those (2–4) mostly reported for tropical freshwater fish species (Tesch 1971; Thomas et al. 2003). This is also in agreement with Carlander (1969) and Gayanilo and Pauly (1997) who postulated that exponent b normally falls between 2.5 and 3.5 for most tropical fish species. The regression equation for length-weight relationship of *H. odoe* shows that the species exhibited an isometric growth pattern. This indicates that there was dimensional proportionality (in body weight and total length) of the species at the same rate. Gonzales et al. (2000) reiterated that it is desirable to use already established growth exponents for the same species in other sites or country, but local data are better for quantitative assessments in the area because this parameter can have spatial disparities (Sparre et al. 1989; Kulbicki et al. 1993; Duarte et al. 1999). The growth pattern (b exponent) obtained for *H. odoe* in this study is in agreement with Offem et al. (2009), and Abdul et al.

Table 1 Morphometrics, length-weight relationship and condition factor of *Hepsetus odoe* from the study area

Species	Mean TL (cm)	Mean BWt (g)	<i>a</i>	<i>b</i>	Type of growth	<i>R</i> ²	<i>p</i> value of <i>r</i>	Mean <i>K</i>	<i>t</i> value
<i>Hepsetus odoe</i>	26.89 ± 2.47	137.11 ± 41.05	-3.80	2.64	I	0.61	2.2 × 10 ⁻¹⁶ ***	2.6	-1.6

BW body weight, *TL* total length, *a* intercept of the regression, *b* slope of the regression (growth exponent), *I* Isometric growth, *r* correlation coefficient of length-weight relationship, *p* value of *r* significance of correlation, *K* condition factor, *t* value absolute value of *t* test parameter to compare calculated slope to 3, *p* > 0.05

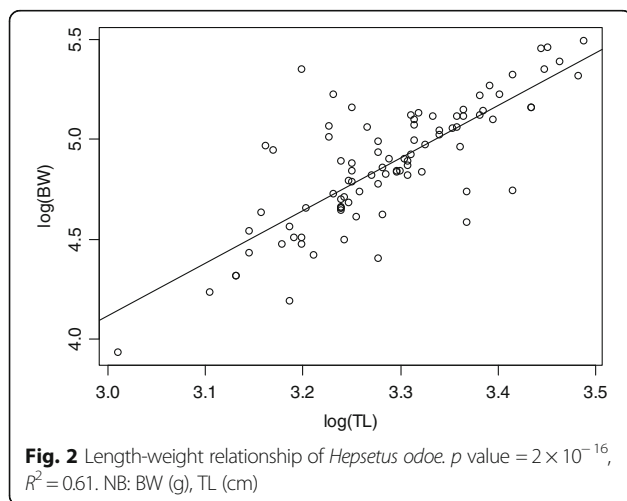
***highly significant

(2016) who observed similar value (isometry) for 76% of all the species investigated in Cross River wetlands in the Niger-Delta and Ogun coastal estuary respectively, but contradicts positive allometric pattern ($b > 3$) observed for this species in Epie creek in the Niger-Delta (Elakhame and Sikoki 2001), Ogbomoso Reservoir (Adedokun et al. 2013), Ado Ekiti Reservoir (Oso et al. 2011; Idowu 2013), Amassoma floodplain in the Niger-Delta (Ezekiel and Abowei 2014), Lake Eleiyele (Kareem et al. 2016) and River Sô, Benin Republic (Hazoume et al. 2017) and negative pattern ($b < 3$) in Ogbomoso Reservoir, Buyo Reservoir, Côte d'Ivoire, Lake Eleiyele, Ibadan and Lapai-Agaie Reservoir, Niger-State (Olaniran and Adeniran 2009; Tah et al. 2012; Akponine and Ayoade 2012; Baba-Usman 2017). Armstrong et al. (2004) and Gerritsen et al. (2006) were of the opinion that many biological parameters do vary over small geographical ranges. It has been shown that differences in the growth pattern of fish could be attributed to sampling season, number of individuals in the sample, location specificity (fishing area or habitat), genetic, biological and environmental factors such as temperature, pollution, nutritional status, feeding rate, stomach fullness, gonad maturity, spawning conditions, fishing pressure, sex, age, presence or absence of disease and parasite as well as differences in energy allocation (Bagenal and Tesch 1978; Lowe-McConnell 1987; King 1994; King and Udo 1998; Sikoki et al. 1998; Yaragina and Marshall 2000; Chouinard and Swain 2002; Slnovic et al. 2004; Hossain et al. 2006, 2009, 2011; Sarkar et al. 2013). The observed growth pattern (isometric) in this study

could be linked to feeding behaviour or intensity of the species which is determined by the abundance of food or prey items and the low or absence of competitors and predators such as *Hydrocynus forskalii* and *Gymnarchus niloticus* (Welcomme 2001; Pervin and Mortuza 2008). During rainy season, flooding exists, water level rises, food resources become abundant and fish density is at its lowest favouring intensive feeding (Welcomme 2001). When predator density is low, prey species like *Hepsetus odoe* will be less attentive and increase their time for foraging (Bayley 1988; Belk 1993). Fish generally forage to maximise growth rate rather than growth efficiency. The weight of fish increases when they utilise food items available for growth (Kamaruddin et al. 2012). Growth is also seasonal, being fastest during the flood or high-water season (Bayley 1988). The rapid growth during the high-water period generally corresponds to periods when food resources are abundant (as a result of flood promoting primary and secondary productions and bringing in large quantities of allochthonous food inputs into the system), temperature is at its highest (moderate) and density (competition) is at its lowest (Welcomme 1985, 2001; Junk et al. 1989; Quarcoopome 2016).

Condition factor, *K*

The condition factor, *K*, was used to assess the degree of well-being of *H. odoe* in the study area which provides information on the environmental quality and suitability (polluted or non-polluted of the ecosystem (Le Cren 1951; Bolger and Connolly 1989 cited in Guidelli et al. 2011). Wootton (1996) and Bagenal (1978) reported that fish with higher *K* values (> 1) are in a better condition than fish with lower *K* values (< 1). In this study, *K* values ranged from 1.6 to 5.2 with a mean value of 2.6 (Table 1) which indicates that fish were in good condition during the study period in the aquatic ecosystem. This range was within and over 2.9–4.8 reported for mature freshwater fish by Bagenal and Tesch (1978). Similar pattern ($K > 1$) was obtained for this species in Epe creek, River Zambezi, Ado Ekiti, Ogbomoso, Ogun coastal estuary and Eleiyele Reservoirs (Balogun 1980; Winemiller and Kelso-Winemiller 1994; Idowu 2013; Adedokun et al. 2013; Kareem et al. 2016) respectively. In contrast to this, lower *K* values (< 1) were obtained for *H. odoe* in Epie creek floodplain, Cross River inland waters, Ado Ekiti Reservoir and Amassoma floodplain (Elakhame and Sikoki 2001; Offem et al. 2009; Oso et al.



2011; Ezekiel and Abowei 2014) respectively. High K values have been attributed to food or prey availability and abundance and feeding intensity of the fish, good environmental conditions such as high dissolved oxygen, moderate temperature, low or absence of predators, low fishing pressure, genetic and immune and self-regulatory systems (Lagler et al. 1977; Bagenal 1978; Idowu 2007; Guidelli et al. 2011; Abdul et al. 2016). The good condition of this species could be due to good environmental or water quality parameters of temperature, 27.7 °C; pH, 6–7.5; and dissolved oxygen, 6.0 mg/L commonly reported for this lake system by Olayinka et al. (2017) which are ideally recommended and in agreement with 28–30 °C, 6.5–8.5 and ≥ 5.0 mg/L, respectively, for fish production in tropical waters by Boyd (1979), Boyd and Lichtkoppler (1985), Food and Agricultural Organization (FAO) (1993), Bhatnagar et al. (2004) and Bhatnagar and Singh (2010). This study did not investigate and confirm the evidence and absence of water quality parameters and chemical pollution (contaminants) of the lake which could have been flushed out of the aquatic basin by flood after raining. Furthermore, Rohde (1993) reported that the immune system of the fish could be enhanced when the species feeds adequately on food resources in its environment which could make individuals in better, healthier conditions to fight infestations and adapt to harsh environmental vagaries. The influence of condition factor, CF, on body weight, BW, and total length, TL, of *Hepsetus odoe* was carried out to ascertain significant relationships. There is a positive significant influence of CF on the BW ($p = 2.2 \times 10^{-16}$, $R^2 = 0.30$) but not on TL ($p = 0.8528$, $R^2 = 0.20$).

Fecundity, F

The perpetuation of fish is dependent upon the process of reproduction, the success of which relies on resource allocation, location and timing of reproduction (Lagler et al. 1977). Spawning is a metabolically demanding activity and an important aspect in the biology and life history of fish (Ellis et al. 2012; McBride et al. 2015). Fecundity is seen as an adaptation to life in a certain environment. The formation of fecundity begins in early ontogeny after the gonadal differentiation. Fecundity has been estimated for many tropical fish species, but rarely with *Hepsetus odoe*. The fecundity estimates of *Hepsetus odoe* ranged from 243 to 3670 eggs with a mean value of 1349. The estimated fecundity range and mean values obtained in this study are within the ranges 245–3920, 387–4996, 556–2365, 2769–6669, 800–6155 and 1372–4853 eggs obtained from this species in Ado Ekiti Reservoir, Epie creek floodplain and Eleiyeye Reservoir as reported by (Anetekhai et al. 1990; Elakhame and Sikoki 2001; Oso et al. 2011; Akponine and Ayoade 2012; Kareem et al. 2016; Idowu 2017). As a rule, the fecundity

of the fish is inversely proportional to the degree of parental care it exhibits (Nikolsky 1963; Adebisi 1987). The low fecundity (mean of 1349 eggs) obtained in this study could be the confirmation of parental care exhibited by the fish. Being a batch or multiple spawners, *Hepsetus odoe* often exhibits parental care and a more protracted breeding period with only a proportion of eggs within the gonad becoming ripe at any one spawning (Lowe-McConnell 1987). Furthermore, generally, fish species with large egg diameter (size) are often less fecund (Ekpo 1982; Oben et al. 2000). The increase in the egg size is accompanied by a higher degree of parental care (Sargent et al. 1987). The basic idea proposed is that egg size and fecundity tend to be inversely related (Blaxter 1988). According to Elgar (1990), for any body size of fish, increases in clutch size are accompanied by decreases in egg and vice-versa. This also could explain the reason for the data obtained though not measured. It has been widely reported that the fecundity of fish could also be governed by its age, growth rate, size, genetic make-up, adequate food resource supplies and environmental factors such as temperature (Lagler 1956; Schmitt and Skud 1978; Fagade et al. 1984; Arawomo 1998; Adams et al. 2015). For instance, in majority of fishes, the number of eggs or fecundity at first, gradually increases with age and then as the individual approaches senility, it begins to decrease (Adams et al. 2015). Water temperature also plays a major role in influencing spawning periodicity and subsequent recruitment success (Morgan 2008). Under extreme temperature condition, adult female fish is forced to budget between survival and reproductive capacity (Pörtner et al. 2010). The low fecundity obtained in this study could also be traced to this environmental variable (though not measured) which is in agreement with Pike in Lake Liambezi where the water temperature changes had a profound influence on spawning or fecundity of the fish (Van der Waals 1985). Although not measured or quantified, low fecundity could be traced to abrupt changes in water level and pollutants (Wootton 1990). Gerking (1980) suggested that abrupt changes in water levels may also cause reduced fecundity in fish. The study area is known to have varied water levels during the rainy season. Koshelev (1984) revealed that in water-body subjected to anthropogenic pressure, the conditions for reproduction are the most important for the life cycle of the species. Jones and Reynolds (1997) reported that environmental pollutants such as heavy metals, pesticides and polycyclic aromatic hydrocarbons, could have a delayed or reducing effect on the reproduction of fish. Mansour and Sidky (2002) revealed that trace metals such as cadmium is known to cause impaired fecundity in fish. This statement is also supported by Scott and Sloman (2004) and Shobikhuliatul et al. (2013) that toxicant exposure of fish

could disrupt effective performance of behaviours associated with all reproductive stages and thus reduces their reproductive success. Benejam et al. (2010) reported similar low fecundity of all the fish species investigated in a pollution-impacted reservoir. This low fecundity of fish could be as a result of low level of secretion of gonadotropins, hormones that regulate fish reproduction (gonadal development and production of steroids), which could have been affected by in vivo exposure to metals, pesticides and hydrocarbons (Adams et al. 1992; Ma et al. 1995; Johnson et al. 1997). Ambani (2015) affirmed that water pollutants, agricultural wastes, pesticides and trace metals can have histopathological effects on the reproductive tissues of fish gonads, thereby declining the ability of the fish to reproduce. Other effects include asymmetrical development and morphological deformation of the gonads, early sexual maturity, increase in the number of fish omitting spawning and destruction and resorption of sex cells (Akimova and Ruban 1992; Shatunovskii et al. 1996). Fecundity in a single population which has a greater food supply usually has a higher fecundity and vice-versa. Fecundity of fishes may undergo considerable fluctuations in relation to the supply of nourishment, i.e. food resources (Nikolsky 1963; McBride et al. 2015). Feeding condition can directly influence individual's condition and energy expenditure into reproduction (Somarakis et al. 2012; McBride et al. 2015). This statement is strongly supported by Offem et al. (2011) that differences (low or high) in fecundity could be attributed to environmental factors such as differential abundance of food and water quality. This implies that shortage of food through intra- and interspecific competitions can cause low fecundity (Arawomo 1998). *Hepsetus odoe* have been reported to compete for food items among themselves and with tiger-fish (*Hydrocynus* spp.) (Winemiller and Kelso-Winemiller 1994). Furthermore, fecundity may also be reduced if individual fish matures at a smaller size (Offem et al. 2011). Smaller fish (such as *Hepsetus odoe*) are expected to be less fecund than larger ones (Musallam et al. 2006). Another important intrinsic factor which could regulate and responsible for this observable fecundity is species specificity (Alam and Pathak 2010). Bagenal and Braum (1978) and Khallaf and Authman (1991) had previously showed that fecundity is not a constant parameter, but fluctuates with variation in environmental conditions and is governed by species specificity. This means that they determine and regulate the amount of eggs to spawn at a given time as they have a flexible spawning time because the bubblenets they make allow them to reproduce at anytime even when the level of dissolved oxygen in their habitat is low. They do not have a distinct breeding season (Mospele et al. 2009). Nikolsky et al. (1973) proposed that fecundity is a

specific fish species population regulatory mechanism in response to a certain level of egg and offspring mortality. This species specificity could also traced to a factor called 'maternal effect'. Fecundity and egg quality of the fish are determined by the genotype and phenotype of the parents. Nikolsky (1962) reported that maternal effects could be responsible for fecundity, egg size and quality and spawning period of the fish which are all attributed to the size and condition of the mother. The relationships between the fecundity, fish body weight and total length are shown in Figs. 3 and 4 respectively. The regression equations and basic statistics for these relationships are as follows:

$$\text{Log } F = 0.07 + 0.003 \text{ Log BW}$$

$$\text{Log } F = 6.47 + 0.03 \text{ Log TL}$$

In the equations above, there is a highly positive significant influence ($p < 0.001$) of the total length (TL) and the body weight (BW) of the fish on its fecundity. Linear relationships of fecundity with body measurements were reported by Musallam et al. (2006). Reproductive output increases with body size. Trella (1998) revealed that fecundity increases with length faster than weight does. The low positive correlation coefficients, R^2 , obtained in this study are similar to that of Anetekhai et al. (1990), Oso et al. (2011) and Akponine and Ayoade (2012) and indicate that the fecundity is not only size dependent, but could also be governed by utilisation of food resources. Wootton (1973) and Ali and Kadir (1996) revealed that fecundity is more likely to be closely correlated with weight than length. Olurin and Savage (2011) did not find any relationship between fecundity and fish length. Jonsson and Jonsson (1997) were of the opinion that increase in body size of fish will increase body cavity to accommodate more eggs and more energy to produce more eggs. Jakobsen et al. (2009) argued that the whole body weight of fish is a significantly better predictor of fecundity than total length as it reflects surplus energy more realistically than the latter. Generally speaking, fecundity increases with increasing brood-fish size and weight and the number of eggs contained in a specific volume may also be different (Bromage et al. 1990; Bone et al. 1996; Carrillo et al. 2000). A significant relationship ($p = 2.2 \times 10^{-16}$, $R^2 = 0.37$) was found between the fecundity and condition factor. This reveals that when the fish were in good condition (with $K > 1$), they spawned.

Gonadosomatic Index (GSI)

GSI is a common metric of reproductive allocation and condition in fisheries biology. There have been numerous studies in which GSI has been used as an indicator of gonad changes and development of fish, i.e. ovary and

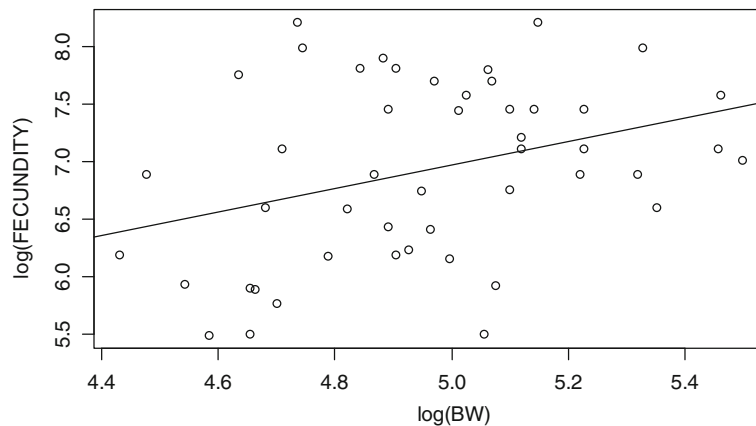


Fig. 3 Fecundity-body weight relationship of *Hepsetus odoe*. p value = 2.2×10^{-16} , $R^2 = 0.30$. NB: BW (g)

testis in terms of maturity and denotes the phase of the reproductive cycle (Yeldan and Avsar 2000). Gonadosomatic index is generally used to assess the maturation and spawning biology of fish. It is also used to assess the degree of ripeness of the ovary (Nandikeswari et al. 2014). The seasonal timing of reproduction is often identified from changes in the gonadosomatic index (Welcomme 1985; Biswas 1993; King 1995; Pieterse 2004). The GSI of *Hepsetus odoe* showed highest peak in August (4.53 ± 2.66) and lowest (2.63 ± 2.44) in June as illustrated in the box plot (Fig. 5). There was a steady increase in the GSI of the fish from June to August. These 3 months fell within the flooding period and condition (due to heavy rainfall) which is an important exogenous cue that stimulates gonadal development of the fish (Bruton and Jackson 1983; Van der Waals 1985; Merron et al. 1990). The highest peak value obtained in August is close to September reported by Idowu (2017) as the peak breeding month of the species. The influence of months (representing wet season) on GSI was tested.

The result showed a significant influence ($p = 0.0137$, $R^2 = 0.12$) of months on GSI. This shows and validates gonadal maturation during this period (rainy season).

The GSI range and mean values calculated for *Hepsetus odoe* were 0.64–15.15 (3.53%) respectively. Similar values (0.64–15.15 with mean 4.4%) were reported for this species in the same lake by Kareem et al. (2015) but higher mean value of 5% was reported by Anetekhai et al. (1990). The average value (3.53%) obtained in this study falls within (< 5 up to 30%) of several peaks for multiple (batch) spawners during breeding season as explained by Wootton (1990). These differences are governed largely by the temporal pattern of egg development and spawning. The gonadosomatic index increases as the fish matures and reaches to its maximum at the peak period of maturity. Increases in GSI during the reproductive cycle reflect the growth of developing oocytes during vitellogenesis. Its abrupt decrease denotes the beginning of spawning (Nandikeswari et al. 2014). Buxton (1990) pointed out that low value of GSI in case of female fish is due to low energy investment in

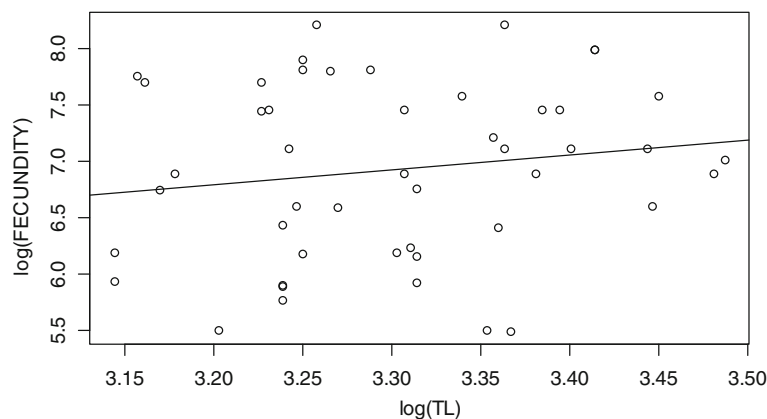
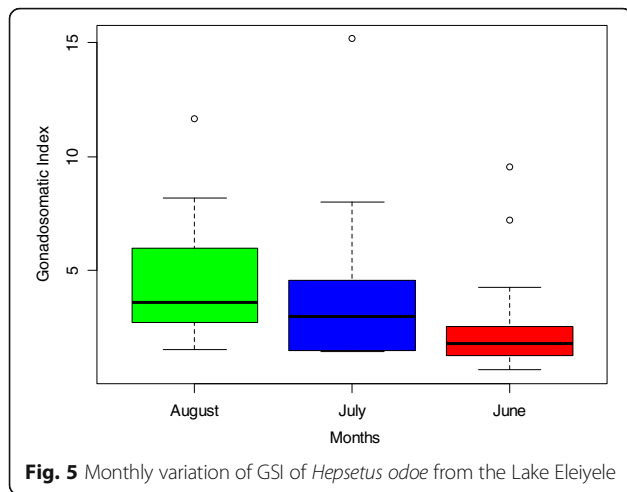


Fig. 4 Fecundity-total length relationship of *Hepsetus odoe*. p value = 2.2×10^{-16} , $R^2 = 0.27$. NB: TL (cm)



gamete production. This could have accounted for the values obtained in this study. Likewise, a low GSI could be due to pollutants or contaminants received by the inland water. Kime (1995) and Pieterse (2004) reported that a long-term exposure of fish to pollutants could lead to a decrease in GSI, more smaller, less developed oocytes and fewer large, mature oocytes. Louiz et al. (2009) were of the opinion that a low GSI in fish has often been linked to gonad disturbance in polluted sites which could be probably due to atresic oocytes and disintegration of cytoplasm that are often found in their ovaries. Morley et al. (2010) reported a low GSI for fish investigated in polluted water of Cranleigh Waters but were in good condition (with $K > 1$).

GSI is influenced during the breeding period of fish by the amount of yolk accumulation and uptake of fluid by ripe oocytes and environmental variables such as pollutants like industrial effluents (Idowu 2007; Offem et al. 2011). Because GSI value was obtained from gonad weight (GW) and body weight, it is statistically

important to know the relationship (Fig. 6) between these two variables. When calculated, it was observed that there was a positive significant relationship ($p < 0.05$) between GW and BW. As the BW increases, GW increases. This is expressed in the equation:

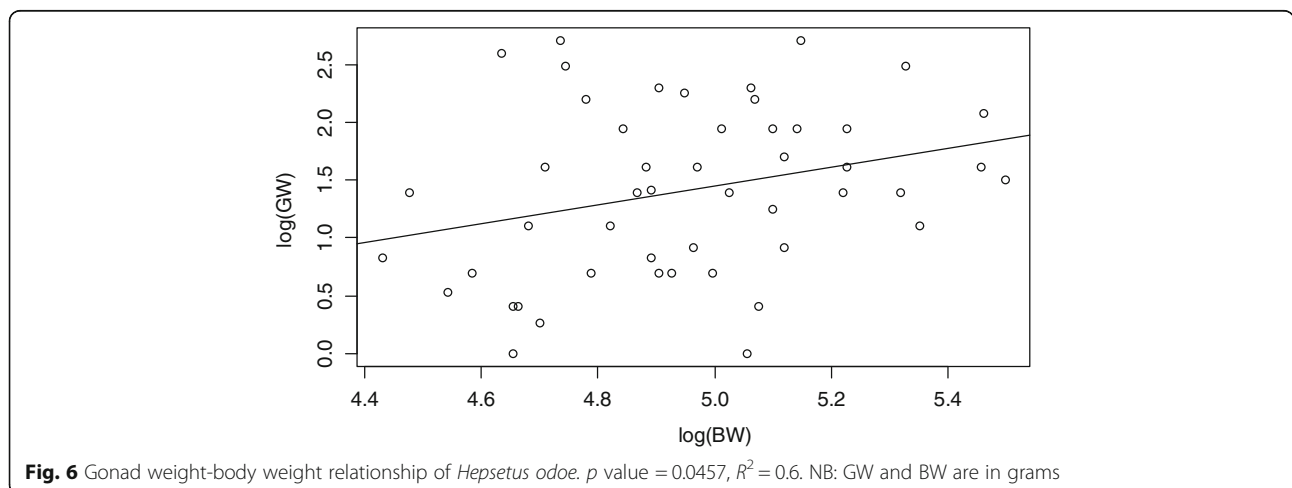
$$\text{Log GW} = -2.59 + 0.81 \text{ Log BW}$$

Furthermore, there was a highly positive significant ($p = 3.25 \times 10^{-16}$, $R^2 = 0.76$) influence of GW but not BW and their interaction (GW:BW) on GSI. This shows that GW contributed more to GSI of the fish than its BW. As the GW increases, GSI increases (Fig. 7).

$$\text{Log GSI} = 0.40 + 0.14 \text{ Log GW}$$

Conclusions

Based on visual observation of fish landings while on the field in this season, *Hepsetus odoe* was considered to be the third most targeted species (after Tilapia and *Chrysichthys nigrodigitatus*) among other pelagic fishes and their total landings may fluctuate from region to region along the inland water areas. This study of the length-weight relationship, condition factor, fecundity and gonadosomatic index of *Hepsetus odoe* in Lake Eleyele provides information on the growth pattern (isometric), not commonly observed in tropical fishes, well-being (good condition) and reproductive indices of the species. Our major concern is the isometric growth pattern (in contrary to negative allometry expected) displayed by the species (although a very high statistical power of 0.866 was obtained when tested); this indicates that the fish became robust (heavy) proportionately as its length increased (Bagenal and Tesch 1978). This would command a good size for the landed fish and market price



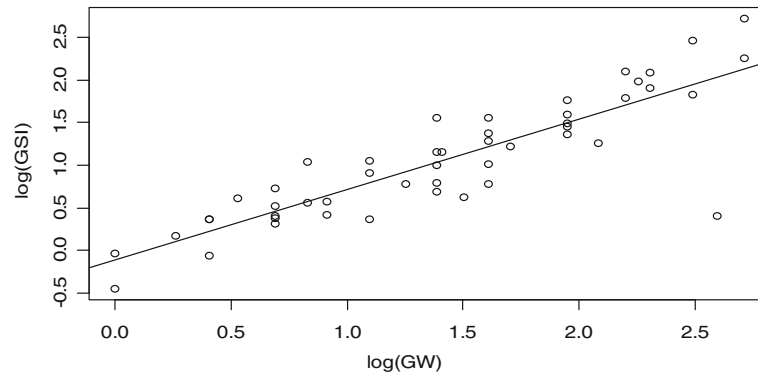


Fig. 7 Gonadosomatic index, GSI-gonad weight, GW relationship of *Hepsetus odoe*. p value = 3.25×10^{-16} , $R^2 = 0.76$. NB: GW (g)

that could benefit the fishermen from the sales. The good condition observed for this species in the lake system would have a potential significant role of enhancing the spawning, recruitment, growth, survival and abundance of the species which could support and favour the population of predators, *Gymnarchus niloticus*, *Hydrocynus forskalii*, but a declining and deleting effects on the demography of prey organisms, tilapia, mormyrids, *Synodontis* spp., *Barbus* spp., *Schilbe mystus*, as a result of intraspecific competition along the food chain (Adedokun and Fawole 2012). *Hepsetus odoe* usually grow large, heavy, abundantly in inland waters, consequently, can reduce the abundance and species richness (loss in biodiversity) of prey-sized fish such as cichlids, thereby ecologically affecting important herbivorous species. This could threaten the livelihoods within riverine communities. In response to this, management efforts should be geared and directed to control their population to a level that will minimise ecological and economic impacts. Additionally, comprehensive research should be conducted on aquaculture of the species as it is a good alternative candidate (to catfish) that can be used to depopulate ponds invaded and overcrowded with cichlids such as tilapia which have been regarded as a potential pest that could disrupt the ecosystems in waters where it is introduced. (Pullin and Lowe-McConnell 1982).

Individual or combination of many factors such as sex, season, size, food availability, competition, genetics, gonad development and maturation, environmental or water quality etc. could have contributed immensely to the observed parameters on the biology of the investigated fish species. This study could not account, clarify and ascertain which factors were responsible due to time and budget constraints. The findings of this research demonstrate that the isometric growth and well-being of *H. odoe* in Lake Eleiyele, but poor fecundity and gonadosomatic index, which might be attributed to anthropogenic activities that have led to reservoir pollution and resultant low reproductive indices of the investigated

fish therein. Kime (1995, 1998) revealed that fecundity, gonadosomatic index and early life stages are the most sensitive indicators of long-term impact of pollutants on reproduction of fish as it affects the number of eggs spawned due to reduced availability of vitellogenin for yolk production. Barton et al. (2002) and Benejam et al. (2008) affirmed that long exposure of fish to chemical pollutants can ultimately have detrimental effects on their reproduction. This means that inhibition of normal reproductive capacity by pollution might have serious implication for fish population, as a decrease in fecundity and GSI can result in low recruitment and decline in size of the community. Quantifying the reproductive potential of *H. odoe* is needed to understand the population dynamics of this species and for stock assessment purposes. Therefore, it is necessary to control the disposal of domestic sewage and industrial effluents into the lake to prevent metals and other pollutants from getting into the lake.

Paradoxically, it can be concluded that the fish (*Hepsetus odoe*) exhibited some degree of tolerance (isometric growth pattern and in good condition) in the degraded ecosystem (Eleiyele Lake), but there was an adverse effect of the pollution on its reproductive indices. It is therefore recommended that concerted efforts should be made to monitor, improve, maintain and sustain the environmental conditions for continuous, thriving of this species and other aquatic resources inhabiting the lake system. Furthermore, the spawning ground area of the fish species must be closed down to fishing during the peak breeding season, which often corresponds with the period of the high flood. This will allow successful breeding activities and recruitment in the subsequent season. The knowledge of the reproductive and growth biology of the species can be utilised to compare and ascertain the time and the number of recruitments and population dynamics from spawning events, enhance effective fisheries management, sustainable exploitation of this fish resource and model the lake system. Further

research needs to be conducted in order to validate and obtain more information about the investigated fish biology, especially in the dry season as season plays a significant role in the growth pattern, fecundity, life cycle, feeding habits and physiology of fish (Tesch 1971; Bagenal 1978; Froese 2006; Atama et al. 2013).

Acknowledgements

The first author would like to appreciate my supervisor, Late Dr. T.S. Olaniran, of the Department of Aquaculture and Fisheries Management, University of Ibadan, Nigeria, for proof-reading, insights and comments made to the research when he was alive. May his gentle soul rest in peace! Many thanks to Dr. Flora Olaifa of the Department of Aquaculture and Fisheries Management, University of Ibadan, Nigeria, for her financial support.

Funding

The research was not funded by any individual or organisation.

Availability of data and materials

The data and materials used are available with the first author and online.

Authors' contributions

All authors contributed significantly to the sample collections, data analyses, write up, insights and comments. All authors read and approved the final manuscript.

Ethics approval and consent to participate

This research did not involve human participants.

Consent for publication

Not applicable.

Competing interests

The authors declare that they have no competing interests.

Publisher's Note

Springer Nature remains neutral with regard to jurisdictional claims in published maps and institutional affiliations.

Author details

¹International Studies in Aquatic Tropical Ecology, University of Bremen, Bremen, Germany. ²Aquaculture and Fisheries Management, University of Ibadan, Ibadan, Nigeria.

Received: 10 August 2017 Accepted: 30 January 2018

Published online: 15 March 2018

References

- Abdul WO, Omoniyi IT, Adekoya EO, Adeosun FI, Odulate OO, Idowu AA, Olajide AE, Olowe OS. Length-weight relationship and condition factor of some commercial fish species in Ogun State Coastal Estuary, Nigeria. *Ife J Agric.* 2016;28(1):1–9.
- Abobi SM. Weight-length models and relative condition factors of nine (9) freshwater fish species from the Yapei stretch of the White Volta, Ghana. *Elixir Appl Zool.* 2015;79:30427–31.
- Abowei JFN. The condition factor, length-weight relationship and abundance of *Elops senegansensis* (Regan, 1909) from Nkoro River, Niger Delta, Nigeria. *Adv J Food Sci Technol.* 2009;2(1):16–21.
- Abowei JFN, Hart Al. Some morphometric parameters of ten finfish species from the lower Nun River, Niger Delta, Nigeria. *Res J Biol Sci.* 2009;4(3):282–8.
- Adams SM, Crumby WD, Greeley MS, Ryon MG, Schilling EM. Relationships between physiological and fish population responses in a contaminated stream. *Environ Toxicol Chem.* 1992;11:1549–57.
- Adams A, Bala I, Duwa RS, Mohm HA. Investigation of aspects of reproductive cycles of some selected fish species in River Hadejia, Jigawa State, Nigeria. *J Biol, Agric Healthc.* 2015;5(2):145–54.
- Adebisi AA. The relationships between the fecundities, gonadosomatic indices and egg sizes of some fishes of Ogun River Nigeria. *Arch Hydrobiol.* 1987; 3(1):151–6.
- Adedokun MA, Fawole OO. Distribution and habitation of African pike *Hepsetus odoe* (Bloch 1794) in Oba Reservoir, Ogbomoso, Nigeria. (Actinopterygii: Hepsetidae). *Munis Entomol Zool.* 2012;7(2):708–13.
- Adedokun MA, Fawole OO, Ayandiran TA. Allometry and condition factors of African pike "*Hepsetus odoe*" Actinopterygii in a lake. *Afr J Agric Res.* 2013;8:3281–4.
- Adedokun MA, Ayanboye AO, Adelodun OB, Kolawole TA. Inventory and impact of dominant fishing gear and method in Eleye Lake, Oyo State, Nigeria. *Asian J Env Biol.* 2017;4(2):1–10.
- Adekoya BB, Miller JW. Fish cage culture potential in Nigeria: an overview of national cultures. *Agric Focus.* 2004;1:10–6.
- Adeyemi SO, Bankole NO, Adikwu IA, Akombu PM. Age, growth and mortality of some commercially important fish species of the Gbedikere Lake, Kogi State, Nigeria. *Int J Lakes Rivers.* 2009;2(1):45–51.
- Ajani EK, Balogun JK. Variability in levels of heavy metals in water and fish (*Chrysichthys nigrodigitatus*) tissues from Badagry creek, Nigeria. *J Biol Life Sci.* 2015;6(2):193–207. ISSN 2157-6076.
- Akimova NV, Ruban GI. Analysis of the condition of the reproductive system in fishes in connection with bioindication: a study on the Siberian sturgeon *A. baeri*. *Voprosy Ikhtyologii.* 1992;32:102–9. (in Russian)
- Akponine J, Ayoade AA. Length-weight relationship, condition factor and fecundity of the African Pike *Hepsetus odoe* (Bloch, 1974) in Eleye Lake Reservoir, Ibadan, south-west Nigeria. *Zool Ecol.* 2012;22(2):93–8.
- Alam M, Pathak JK. Assessment of fecundity and gonadosomatic index of commercially important fish, *Labeo rohita* from Ramganga river. *Int J Pharma Bio Sci.* 2010;1:1–6.
- Ali AB, Kadir BKA. The reproductive biology of the cyprinid, *Thynnichthys thynnoides* (Bleeker), in the Chenderoh Reservoir—a small tropical reservoir in Malaysia. *Hydrobiologia.* 1996;318:139–51.
- Ambani MM. Effects of reproductive biology on heavy metal pollution on the histopathological structure of gonads in India. *Adv Aquac Fish Mgmt.* 2015;3(2):223–7.
- Anene A. Condition factor of four cichlid species of a man-made lake in Imo state, south-eastern Nigeria. *Turkish J Fisheries Aquatic Sci.* 2005;5:43–7.
- Anetekhai MA, Fagade SO, Adebisi AA. Food, feeding and fecundity in African pike. *Hepsetus odoe* (Bloch). *Niger J Nat Sci.* 1990;5(2):33–7.
- Arawomo GA. The growth of *Sarotherodon niloticus* in Opa Reservoir, University of Ife (Obafemi Awolowo University) Ile-Ife, Proceeding of Fisheries Society of Nigeria; 1982. p. 124.
- Arawomo GAO. The food and feeding habits of *Sarotherodon galileus* (Artemi) in Opa Reservoir of Obafemi Awolowo University, Ile Ife, Nigeria. *Biosci Res Comm.* 1998;9(1):15–20.
- Armstrong MJ, Gerritsen HD, Allen M, McCurdy WJ, Peel JAD. Variability in maturity and growth in a heavily exploited stock: cod (*Gadus morhua* L.) in the Irish Sea. *ICES J Mar Sci.* 2004;61:98–112.
- Atama CI, Okeke OC, Ekeh FN, Ezenwaji NE, Onah IE, Ivoke N, Onoja US, Eyo JE. Length-weight relationship and condition factor of six cichlid (Cichlidae: Perciformis) species of Anambra River, Nigeria. *J Fish Aquac.* 2013;4(2):82–6.
- Baba-Usman I. Length-weight relationship of *Hepsetus odoe* in Lapai-Agaie Reservoir, Niger State, Nigeria. *Sci World J.* 2017;12(2):33–5.
- Bagenal TB. In: Bagenal, editor. Methods for assessment of fish production in freshwaters. IBP Handbook No. 3. 3rd ed. London: Black Well Scientific Publications; 1978. p.300.
- Bagenal TB, Braum E. Eggs and early life history. IBP Handbook. 3rd ed. Oxford, 3: Blackwell Scientific Publication; 1978. p. 106.
- Bagenal TB, Tesch FW. Age and growth. In: Bagenal TB, editor. Fish production in freshwater. Oxford, London: Blackwell; 1978. p. 120–8.
- Balogun, K. 1980. The biological survey of fishes in Epe lagoon M.sc. Thesis, University of Lagos, Lagos.
- Barnard K. A pictorial guide to South African fishes. Cape Town: Maskew Miller Limited; 1971.
- Barton BA, Morgan JD, Vijayan MM. Physiological condition-related indicators of environmental stress in fish. In: Adams SM, editor. Biological indicators of aquatic ecosystem stress. Bethesda: American Fisheries Society; 2002. p. 111–148p.
- Bayley PB. Factors affecting growth rates of young tropical floodplain fishes: seasonality and density-dependence. *Envtl Biol Fishes.* 1988;21:127–42.
- Belk MC. Growth and mortality of juvenile sunfishes (*Lepomis* sp.) under heavy predation. *Ecol Freshwater Fish.* 1993;2:91–8.
- Benejam L, Benito J, Ordóñez J, Armengol J, García-Berthou E. Short-term effects of a partial drawdown on fish condition in a eutrophic reservoir. *Water Air Soil Pollut.* 2008;190:3–11.

- Benejam L, Benito J, García-Berthou E. Decreases in condition and fecundity of freshwater fishes in a highly polluted reservoir. *Water Air Soil Pollutn*. 2010; 210:231–42.
- Beyer JE. On length-weight relationship computing the mean weight of the fish of a given length class. *Fish Bytes*. 1987;5(10):11–3.
- Bhatnagar A, Singh G. Culture fisheries in village ponds: a multilocation study in Haryana, India. *Agric Biol J N Am*. 2010;1(5):961–8.
- Bhatnagar A, Jana SN, Garg SK, Patra BC, Singh G, Barman UK. Water quality management in aquaculture. In: Course Manual of summer school on development of sustainable aquaculture technology in fresh and saline waters. Hisar (India): CCS Haryana Agricultural; 2004. p. 203–10.
- Biswas SP. Manual of methods in fish biology. 2nd ed. New-Delhi: South Asian Publishers; 1993. p. 157.
- Blaxter JHS. Pattern and variety in development. In: Hoar WS, Randall DJ, editors. *Fish Physiology*, Vol. XIA. San Diego: Academic Press; 1988. p. 377–435.
- Bolarinwa JB. Length-weight relationship and condition factor of *Tilapia zilli* and *Chrysichthys nigrodigitatus* in Epe Lagoon, Nigeria. *Sci and Eng Persp*. 2015;10:21–8.
- Bolger T, Connolly PL. The selection of suitable indices for the measurement and analysis of fish condition. *J Fish Biol*. 1989;34(2):171–82.
- Bone Q, Marshall NB, Blaxter JHS. *Biology of fishes*. second ed. London: Chapman and Hall; 1996.
- Boyd CE. Water quality in warm-water fish ponds. Alabama: Auburn University; 1979. p. 359.
- Boyd CE, Lichtkoppler FR. Water quality management in pond fish culture, resource development service. Alabama: Auburn University; 1985. p. 345.
- Bromage N, Hardiman P, Jones J, Springate J, Bye V. Fecundity, eggs size, and total egg volume differences in 12 stocks of rainbow trout. *Aquaculture Fishery Manage*. 1990;21:269–84.
- Bruton MN, Jackson PBN. Fish and fisheries of wetlands. *J Limnol Soc S Afric*. 1983;9:123–33.
- Buxton CD. The reproductive biology of *Chrysolephus laticeps* and *C. cristiceps* (Teleostei:Sparidae). *J Zool*. 1990;220:497–511.
- Carlander KD. Handbook of freshwater fishery biology, vol. 1. Ames, IA: The Iowa State University Press; 1969. p. 752.
- Carrillo, M., Zanuy, S., Oyen, F., Cerda, J., Navas, J.M. and Ramos, J., 2000. Some criteria of the quality of the progeny as indicators of physiological broodstock fitness. *Cahiers Options Méditerranéennes: Recent advances in Mediterranean Aquaculture. Finfish Species Diversification*, 47, 61–73.
- Chilaka QM, Nwabeze GO, Odili OE. Challenges of inland artisanal fish production in Nigeria: economic perspective. *J Fish Aquat Sci*. 2014;9(6):51–505.
- Chouinard GA, Swain DP. Depth-dependent variation in condition and length-at-age of Atlantic cod (*Gadus morhua*) in the southern Gulf of St. Lawrence. *Can J Fish Aquat Sci*. 2002;59:1451–9.
- Cone RS. The need to reconsider the use of condition indices in fishery science. *Trans Am Fish*. 1989;118:510–4.
- Cubillos LA, Claramunt G. Length-structured analysis of the reproductive season of anchovy and common sardine off central southern Chile. *Mar Biol*. 2009; 8(3):75–82.
- Dadzie S, Wangila BCC. Reproductive biology, length-weight relationship and relative condition of pond raised *Tilapia zilli* (Gervais). *J Fish Biol*. 1980;17:243–54.
- Duarte LO, Garcia CB, Sandoval N, von Schiller G, Melo G, Navajas P. Length-weight relationship of demersal fishes from the Gulf of Salamanca, Colombia. *Naga ICLARM Q*. 1999;22:34–6.
- Ecoutin JM, Albaret JJ, Trape S. Length-weight relationships for fish populations of a relatively undisturbed tropical estuary: the Gambia. *Fisheries Res*. 2005; 72(2–3):347–51.
- Ekpo, A.E.A., 1982. Length weight relationships, feeding habits and fecundity of non-cichlid fishes in Lekki Lagoon, Nigeria. MSc. Thesis.University of Lagos Nigeria.
- Elakhame LA, Sikoki FD. Observations on the ecology of *Hepsetus odoe*, Bloch, 1794 (Pisces: *Hepsetidae*) in Epie Creek Floodplain, Niger Delta, Nigeria. Maiduguri: Paper presented at the 16th annual conference of the Fisheries Society of Nigeria (FISON); 2001.
- Elgar MA. Evolutionary compromise between a few large and many small eggs: comparative evidence in teleost fish. *Oikos*. 1990;59:283–7.
- Ellis JR, Milligan SP, Readdy L, Taylor N, Brown MJ. Spawning and nursery grounds of selected fish species in UK waters. *Sci Ser Tech Rep*. 2012;147, Cefas Lowestoft:56.
- Entsua-Mensah, M., Lalèyè, P., Marshall, B., Moelants, T. and Tweddle, D. 2010. *Hepsetus odoe*. The IUCN Red List of Threatened Species 2010: e. T167942A6421049. <https://doi.org/10.2305/IUCN.UK.2010-3.RLTS.T167942A6421049.en>.
- Ezekiel EN, Abowei JFN. A study of length-weight relationship and condition factor of *Hepsetus odoe* (Bloch, 1794) from Amassoma flood plains. *Annals Biol Sci*. 2014;2(2):10–7.
- Fagade SO, Adebisi AA, Atanda AN. The breeding cycle of *Sarotherodon galilaeus* in the IITA Lake, Ibadan, Nigeria. *Archives Hydrobiologia*. 1984;100(4):493–500.
- Fagbenro OA, Olaniran TS, Esan OA. Some aspects of the biology of the catfish, *Heterobranchus bidorsalis* Geoffrey Saint-Hillarie, 1809 (*Clariidae*) in River Ogbese, Nigeria. *J Afr Zool*. 1991;105:363–72.
- Fasakin EA. Fish as food yesterday, today and forever. Inaugural Lecture Series 48. Akure: The Federal University of Technology; 2008. p. 52.
- Faturoti, E.O., 2000. Beneath the ripples and sustainable fish production. The 4th Inaugural Lecture, University of Ibadan, Ibadan. 47.
- Federal Department of Fisheries (FDF). Fishery statistics of Nigeria. Abuja: Department of Fisheries Publication, FCT; 2007. p. 11–24.
- Fischer, W., Bianchi, G., Scott, W. B., 1981. FAQ species identification sheets for fishery area. Canada found in trust Ottawa, Canada by arrangement with FAQ. 7, 34–47.
- Food and Agricultural Organization (FAO). Field guide to commercial marine resources of the Gulf of Guinea. FAO/UN Rome (Italy); 1990. p. 265.
- Food and Agricultural Organization (FAO). Water quality and fish health. EIFAC Technical Paper, Rome: FAO; 1993. p. 59.
- Food and Agricultural Organization (FAO) 2004. DFID project on data collection and sharing mechanisms for Co-management identification of system requirements. Report in Preparation for the Guidelines Development Workshop. Level 4 International Management Advisory Bodies, Fisheries Department, Food and Agriculture Organization of the United Nations, 8.
- Froese R. Cube law, condition factor and length-weight relationships: history, meta-analysis and recommendations. *Appl Ichthyol*. 2006;22:241–53.
- Gayanilo FC, Pauly D. FAO-ICLARM stock assessment tools (FISAT). Reference manual. FAO Computerized Information Series (Fisheries). No. 8. Rome: FAO; 1997. p.262.
- Gerking SD. Fish reproduction and stress. In: Ali MA, editor. *Environmental physiology of fishes*. New York: Plenum; 1980. p. 569–87.
- Gerritsen HD, McGrath D. Significant differences in the length-weight relationships of neighbouring stocks can result in biased biomass estimates: examples of haddock (*Melanogrammus aeglefinus*, L.) and whiting (*Merlangius merlangus*, L.). *Fish Res*. 2007;85:106–11.
- Gerritsen HD, McGrath D, Lordan C. A simple method for comparing age-length keys reveals significant regional differences within a single stock of haddock (*Melanogrammus aeglefinus*). *ICES J Mar Sci*. 2006;63:1096–100.
- Gomez KA, Gomez AA. Statistical procedures for agricultural research. 2nd ed. Canada: John Wiley and Sons, Inc; 1984.
- Gonzales BJ, Palla HP, Mishina H. Length-weight relationships of five Serranids from Palawan Island, Philippines. *Naga ICLARM Q*. 2000;23(3):26–8.
- Guidelli G, Tavechio WLG, Takemoto RM, Pavanelli GC. Relative condition factor and parasitism in anostomid fishes from the floodplain of the Upper Parana River, Brazil. *Vet Parasitol*. 2011;177:145–51.
- Hayes DB, Brodzia JKT, O'Gorman JB. Efficiency and bias of estimators and sampling designs for determining length-weight relationships of fish. *Can J Fish Aquat Sci*. 1995;52:84–92.
- Hazoume R-US, Chikou A, Koudonoukpo C, Houndonougbo P, Adite A, Bonou CA, Mensah GA. Length-weight relationships of 30 species of fish of the River Sô in Benin (West Africa). *International Journal of Fisheries and Aquatic Studies*. 2017;5(3):514–9.
- Hossain MY, Ahmed ZF, Leunda PM, Jasmine S, Oscoz J, Miranda R, Ohtomi J. Condition, length-weight and length-length relationships of the Asian striped catfish *Mystus vittatus* (Bloch, 1794) (Siluriformes: *Bagridae*) in the Mathabhangra River, Southwestern Bangladesh. *J Appl Ichthyol*. 2006;22(4):304–7.
- Hossain MY, Jasmine S, Ibrahim AHM, Ahmed ZF, Rahman MM, Ohtomi J. Length-weight and length-length relationships of 10 small fish species from the Ganges, Bangladesh. *J Appl Ichthyol*. 2009;25(1):117–9.
- Hossain MY, Rahman MM, Fulanda B, Jewel MAS, Ahamed F, Ohtomi J. Length-weight and length-length relationships of five threatened fish species from the Jamuna (Brahmaputra River tributary) River, northern Bangladesh. *J Appl Ichthyol*. 2011: p.1-3.
- Hunter JR, Goldberg SR. Spawning incidence and batch fecundity in northern anchovy, *Engraulis mordax*. *Fish Bull US*. 1980;77:641–52.
- Idodo-Umeh G. Freshwater fishes of Nigeria: taxonomy, ecological notes, diet and utilization. Benin: Idodo Umeh Publisher; 2003.

- Idowu, E.O., 2007. Aspects of the biology of *Hepsetus odoe* in Ado-Ekiti Reservoir Ekiti, Nigeria Ph.D thesis, University of Ibadan, Ibadan.
- Idowu EO. Studies on age and growth of African Pike *Hepsetus odoe* in Ado Ekiti Reservoir. *J Pharm Biol Sci.* 2013;8(3):75–82.
- Idowu EO. Aspects of the reproductive biology of African pike characin fish, *Hepsetus odoe* (Bloch 1794) in an artificial lake, Nigeria. *Agric Sci Res J.* 2017; 7(4):154–62.
- Imevbore AMA. A preliminary check-list of the planktonic organisms of Eleiyele Reservoir, Ibadan, Nigeria. *JW Afr Sc Ass.* 1965;10:56–60.
- Jakobsen, T., Fogarty, M.J., Megrey, B.A. Moksness, E. 2009 Fish reproductive biology: implications for assessment and management. ISBN 978-1-4051-2126-2. Blackwell Publishing Ltd.429.
- Johnson LL, Sol SY, Ylitalo GM, Hom T, French B, Olson OP, et al. Reproductive injury in English sole (*Pleuronectes vetulus*) from the Hylebos Waterway, Commencement Bay, Washington. *J Aquat Ecosyst Stress Recover.* 1997;6:289–310.
- Jones JC, Reynolds JD. Effects of pollution on reproductive behaviour of fishes. *Rev Fish Bio Fisheries.* 1997;7:463–91.
- Jonsson N, Jonsson B. Energy allocation in polymorphic brown trout. *Funct Ecol.* 1997;11:310–7.
- Jubb R, Manning S. Freshwater fishes of the Zambezi River, Lake Kariba, Pungwe, Sabi, Zund and Limpopo. Capetown: Gothic Printing Company; 1961.
- Junk WJ, Bayley PB, Sparks RE. The flood pulse concept in river-floodplain systems. In: Dodge DP, editor. Proceedings of the International Large Rivers Symposium, Vol. 106: Canada: Canadian Special Publication of Fisheries and Aquatic Sciences; 1989. p.110–27.
- Kamaruddin IS, Mustafa-Kamal AS, Christianus A, Daud SK, Amin SMN, Yu-Abit L. Length-weight relationship and condition factor of three dominant species from the Lake Tasik Kenyir, Terengganu, Malaysia. *J Fish Aquat Sci.* 2012;6(7):852–6.
- Kareem OK, Ajani EK, Orisasona O, Olanrewaju AN. The sex ratio, gonadosomatic index, diet composition, and fecundity of African pike, *Hepsetus odoe* (Bloch, 1794) in Eleiyele Lake, Nigeria. *J Fisheries Livest Prod.* 2015;3:139.
- Kareem OK, Olanrewaju AN, Osho EF, Orisasona O, Akintunde MA. Growth patterns and condition factor of *Hepsetus odoe* (Bloch, 1794) captured in Eleiyele Lake, Southwest Nigeria. *Fish and Aquac J.* 2016;7(3):1–4.
- Khallaf EA, Authman M. Growth and mortality of *Bagrus bayad* (Forsk.) in Bahr Shebeen canal. *Journal of Egyptian and German Society of Zoology.* 1991;4:87–109.
- Kime DE. The effects of pollution on reproduction of fish. *Reviews in Fish Biol and Fisheries.* 1995;5:52–96.
- Kime DE. Endocrine disruption in fish. Boston: Kluwer; 1998.
- King MG. Fisheries biology, assessment, and management. Surrey: Fishing News Books; 1994. p. 336.
- King M. Fisheries biology assessment and management. 1st ed. London: Fishing News Books; 1995.
- King RP, Udo M. Dynamics the length-weight relationship parameters of the mudskipper, *Periophthalmus babarus* (Gobiidae), in Imo River Estuary, Nigeria. *Hagolander meers.* 1998;52:179–86.
- Koshelev BV. Reproductive ecology of fishes. Moscow: Nauka; 1984. (in Russian)
- Kulbicki M, Mou-Tham G, Thollot P, Wantiez L. Length-weight relationships of fish from the lagoon of New Caledonia. *Naga ICLARM Q.* 1993;16:26–30.
- Lagler KF. Freshwater fishery biology. 2nd ed. Debulque: W.M.C. Bown Co. Publisher; 1956. p. 106–10.
- Lagler KF, Bardachi JE, Miller RR, Passino R. Ichthyology. New York: John Wesley and Sons; 1977.
- Le Cren ED. Length-weight relationship and seasonal cycle in gonad weight and condition in the perch. *J Anim Ecol.* 1951;20:234–42.
- Louiz I, Ben-Attia M, Ben-Hassine OK. Gonadosomatic index and gonad histopathology of *Gobius niger* (Gobiidae, Teleost) from Bizerta lagoon (Tunisia): evidence of reproduction disturbance. *Fish Res.* 2009;100:266–73.
- Lowe-McConnell RH. Ecological studies in tropical fish communities. London: Cambridge University Press; 1987.
- Ma G, Lin H, Zhang W. Effects of cadmium on serum gonadotropin and growth hormone in common carp (*Cyprinus carpio*). *J Fish China.* 1995;19:120–6.
- Mansour SA, Sidky MM. Ecotoxicological studies, three heavy metals contaminating water and fish from Fayoum Governorate, Egypt. *J Food Chem.* 2002;78(1):15–22.
- McBride RS, Somarakis S, Fitzhugh GR, Albert A, Yaragina NA, Wuenschel MJ, Alonso-Fernández A, Bailone G. Energy acquisition and allocation to egg production in relation to fish reproductive strategies. *Fish Fish.* 2015; 16(1):23–57.
- Merron GS, Bruton MN. The ecology and management of fishes of the Okavango Delta, Botswana, with special reference to the importance of the seasonal floods. *Invest Rep J.L.B. Smith Insti. Ichthyol.* 1988;28:1–291.
- Merron G, Holden K, Bruton M. The reproductive biology and early development of the African pike *Hepsetus odoe* in Okavango Delta Botswana. *Environ Biol Fish.* 1990;28(1–4):225–36.
- Mireku KK, Blay J, Yankson K. Reproductive biology of Blackchin tilapia, *Sarotherodon melanotheron* (Pisces: Cichlidae) from Brimsu Reservoir, Cape Coast, Ghana. *Int'l J Fisheries and Aquac.* 2016;8(4):42–54.
- Morey G, Morantai J, Massut E, Grau A, Linde M, Riera F, Morales NB. Weight-length relationships of littoral to lower slope fishes from the western Mediterranean. *Fish Res.* 2003;6:89–96.
- Morgan MJ. Integrating reproductive biology into scientific advice for fisheries management. *J Northwest Atl Fish Sci.* 2008;41:37–51.
- Morley NJ, Costa HH, Lewis JW. Effects of a chemically polluted discharge on relationship between fecundity and parasitic infections in the Chub (*Leuciscus cephalus*) from a River in Southern England. *Arch Environ Contam Toxicol.* 2010;58:783–92.
- Moruf RO, Lawal-Are AO. Growth pattern, whorl and girth relationship of the Periwinkle, *Tympanotonus fuscatus var radula* (Linnaeus, 1758) from a tropical estuarine lagoon, Lagos, Nigeria. *International Journal of Fisheries and Aquatic Studies.* 2015;3(1):111–5.
- Mospele K, Moyle PB, Merron GS, Purkey DR, Mospele B. Fish, floods and ecosystem engineers: aquatic conservation in the Okavango Delta, Botswana. *Bioscience.* 2009;5(1):53–64.
- Muchlisin ZA. Study on potency of freshwater fishes in Aceh waters as a basis for aquaculture and conservation development programs. *Jurnal Iktiologi Indonesia.* 2013;13(1):91–6.
- Musallam AS, Rashid AA, Al-Shuaily SS, Ambu-Ali AA. Observations on the fecundity and gonadosomatic index (GSI) of the Omani-Indian Oil sardine *Sardinella longiceps* (Valenciennes 1847). *Pak J Biol Sci.* 2006;9:700–2.
- Muyodi FJ, Mwanuzi FL, Kapiyo R. Environmental quality and fish communities in selected catchments of Lake Victoria. *The Open Environ Engin J.* 2011;4:54–65.
- Nandikeswari R, Sambasivam R, Anandan V. Estimation of fecundity and gonadosomatic index of *Terapon jarbua* from Pondicherry Coast, India. *International Journal of Biological, Biomolecular, Agricultural, Food and Biotechnological Engineering.* 2014;8(1):61–5.
- National Population Commission of Nigeria (NPC), 2006. National and state population and housing table; 2006 Census priority Tables (Volume 1).
- Navarro JT, Zetina-Rejon F, Arreguin-Sanchez NE. Length-weight relationships of demersal fish from the Eastern coast of the mouth of the Gulf of California. *J Fish Aquat Sci.* 2010;5:494–502.
- Nikolsky GV. Concerning the causes of fluctuations in the abundance of fishes. *Voprosy Ikhtyologii.* 1962;1(4):659–65. Translation series No. 389, Fisheries Research Board of Canada
- Nikolsky, G.V., 1963. The ecology of fishes. Academic press, London and New York. 352.
- Nikolsky GV, Bogdanov A, Lapin Y. On fecundity as a regulatory mechanism in fish population dynamics. *Rapports et Proces-verbaux des Reunions, Conseil International pour L'Exploration de la Mer.* 1973;164:174–7.
- Oben PM, Ugwumba OA, Oben BO. Aspects of the reproductive biology of the Mormyrid, *Hyperopisus bebe* (Lacepede) in the Lekki Lagoon, Nigeria. *Nig J Sci.* 2000;34:305–16.
- Offem BO, Samson YA, Omoniyi IT. Length-weight relationship, condition factor and sex ratio of forty six important fishes in a tropical flood river *Res. J Fish Hydrobiol.* 2009;4(2):65–72.
- Offem BO, Bassey I, Ikpi GU. Downstream changes on a tropical fish community structure by effluent from wood processing factory. *J Environ Prot.* 2011;2:982–95.
- Ogamba EN, Abowei JFN, Onugu A. Length-weight relationship and condition factor of selected finfish species from Odi River, Niger Delta, Nigeria. *Journal of Aquatic Science.* 2014;29(1A):1–12.
- Ogbeibu AE. Biostatistics: a practical approach to research and data handling. Benin City: Minder Publishing Company Ltd; 2005.
- Olaifa FE, Olaifa AK, Adelaja AA, Owolabi AG. Heavy metal contamination of *Clarias gariepinus* from a lake and fish farm in Ibadan, Nigeria. *Afr J Biomed Res.* 2004;7:145–8.
- Olaniran TS. Fishing activities and fish species diversity assessment in Eleiyele Lake, Ibadan, Nigeria. *Afr J Livestock Ext.* 2003;2:72–4.
- Olaniran TS, Adeniran A. Abundance, length-weight relationship and condition factors of fish species in Ogbomoso Reservoir, Ogbomoso south-western Nigeria. *Afr J Livest Ext.* 2009;7

- Olayinka OO, Adedeji HO, Akinyemi AA, Oresanya OJ. Assessment of the pollution status of Eleiyeye Lake, Ibadan, Oyo State, Nigeria. *J Health and Pollution*. 2017;7(15):51–62.
- Olopade JO, Tarawallie S. The length-weight relationship, condition factor and reproductive biology of *Pseudoholithus senegalensis* (Valenciennes, 1833) in Tombo Western Rural District of Sierra Leone. *Afr J of Food, Agric, Nutrition and Devment*. 2014;14(6):2176–88.
- Olorin KB, Savage OD. Reproductive biology, length-weight relationship and condition factor of the African snake head, *Parachanna obscura*, from River Osun, South-west, Nigeria. *Int'l J Fish and Aquaculture*. 2011;3(8):146–50.
- Oribhabor BJ, Ogbigbu AE, Udo MT. The length-weight relationship of brackish water/marine fish species assemblage in Niger Delta mangrove creek, Nigeria. *Current Research Journal of Biological Science*. 2011;3(6):616–21.
- Oso JA, Idowu EO, Fagburo O, Olaniran TS, Ayorinde BE. Fecundity, condition factor and gonadosomatic index of *Hepsetus odoe* (African pike) in a tropical reservoir, Southwest Nigeria. *World Journal of Fish and Marine Sciences*. 2011;3(2):112–5.
- Parson R. *Statistical analysis: a decision making approach*. Second ed. New York: Harper and Row publishers; 1988. p. 791.
- Pauly D. Some simple methods for the assessment of tropical fish stocks. FAO Fisheries Technical Paper (234). Rome: FAO; 1983.
- Pervin MR, Mortuza MG. Notes on length-weight relationship and condition factor of freshwater fish, *Labeo boga* (Hamilton) (Cypriniformes: Cyprinidae). *Univ J Zool Rajshahi Univ*. 2008;27:97–8.
- Pieterse, G. M., 2004. "Histopathological changes in the testis of *Oreochromis mossambicus* (Cichlidae) as a biomarker of heavy metal pollution". Doctoral thesis, Faculty of Science, Rand Afrikaans University, Johannesburg.
- Pörtner HO, Schulte PM, Wood CM, Schiemer F. Niche dimensions in fishes: an integrative view. *Physiol Chem Zool*. 2010;83:808–26.
- Pullin R, Lowe-McConnell R. The biology and culture of tilapias. The International Conference on the Biology and Culture of Tilapias; 1982. p. 1–351.
- Quarcoopome T. Relative abundance, length-weight relationship, condition factor and sex ratio of cichlid species (Pisces: Cichlidae) from Weija Reservoir in Ghana. *Int'l J Fauna and Biol Stud*. 2016;3(3):166–74.
- Quyyam A, Quasim SZ. Studies on the biology of some freshwater fishes. Part-I *Ophiocephalus punctatus* (Bloch). *J Bom Nat Hist Soc*. 1961;61:74–98.
- Ricker WF. *Methods of assessment of fish production in fresh waters*, Edn 2. Oxford, London: Blackwell Scientific Publishers; 1971.
- Ricker WE. Linear regressions in fishery research. *J Fish Res Board Canada*. 1973; 30:409–34.
- Rohde K. *Ecology of marine parasites*. Walling-ford: CAB International; 1993. p. 297.
- Sakar UK, Khan GE, Dabas A, Palhak AK, Mir JI, Rebello JC, Pal A, Singh SP. Length-weight relationship and condition factor of selected freshwater fish species found in River Ganga, Gomti and Rapti. *India Journal of Environmental Biology*. 2013;23:123–32.
- Sargent RC, Taylor PD, Gross MR. Parental care and evolution of egg size in fishes. *Am Nat*. 1987;129(1):32–46.
- Sarkar UK, Dubey VK, Jena JK. Freshwater fish biodiversity of India: pattern, utilization, importance, threats and challenges. *Rev Fish Biol Fish*. 2013; <https://doi.org/10.1007/s11160-013-9306-x>.
- Schmitt, C.C. and Skud, B.E., 1978. Relation of fecundity to long term changes in growth, abundance and recruitment. International Pacific Halibut Commission. Scientific Report No. 66. 31.
- Schneider W. FAO species identification sheets for fishery purpose field-guide to the commercial marine resources of the Gulf of Guinea. Rome: Food and Agricultural Organization of the United Nations; 1990.
- Scott GR, Sloman KA. The effects of environmental pollutants on complex fish behaviour: integrating behavioural and physiological indicators of toxicity. *Aquat Toxicol*. 2004;68:369–92.
- Sevaraj C, Radhakrishnan S, Parameswaran S. Notes on the breeding season, fecundity and life history of a minor carp *Labeo boggut* (Sykes). Central Inland Fisheries research Institute Barrakpur. 1972;4:87–97.
- Shatunovskii MI, Akimova NV, Ruban GI. Response of reproductive systems of fishes to anthropogenic impacts. *J Ichthyology*. 1996;36:247–56.
- Shobikhuliatul JJ, Andayani S, Couteau J, Risyani Y, Minier C. Some aspect of reproductive biology on the effect of pollution on the histopathology of gonads in *Puntius javanicus* from Mas River, Surabaya, Indonesia. *J Biol Life Sci*. 2013;4(2):191–205.
- Sikoki FD, Hart AI, Abowei JFN. Gill net selectivity and fish abundance in the lower Nun river, Nigeria. *J Applied Science and Environmental Management*. 1998;1:13–9.
- Simpson, A.C., 1959. Method used for separating and counting eggs in fecundity studies on herring (*Clupea harengus*). Occasional paper. Indo-Pacific Fish Con. 59/12.
- Skelton PH. A complete guide to the freshwater fishes of Southern Africa: South Africa: Southern Book Publishers; 1993. p.388. ISBN 1-86812-350-2.
- Snovcic G, Franicevic M, Zorica B, Clles-Kee V. Length-weight and length- ength relationship of 10 pelagic fish species from Adriatic Sea (Croatia). *J of Appl Ichth*. 2004;20:156–67.
- Sokal RR, Rohlf FJ. *Introduction to Biostatistics*. 2nd Ed. New York. Freeman. 1987.
- Somarakis S, Schismenou E, Siapatis A, Giannoulaki M, Kallianiotis A, Machias A. High variability in the daily egg production method parameters of an eastern Mediterranean anchovy stock: influence of environmental factors, fish condition and population density. *Fish Res*. 2012;117(118):12–21.
- Sparre P, Ursin E, Venema SC. *Introduction to tropical fish stock assessment*. Part 1. Manual: FAO Fisheries Technical Paper. 1989;306(1):377.
- Tah L, Goore-Bi G, Da-Costa KS. Length-weight relationships for 36 freshwater fish species from two tropical reservoirs: Ayamé I and Buyo, Côte d'Ivoire. *Rev Biol Trop*. (*Int. J. Trop. Biol.* ISSN-0034-7744). 2012;60(4):1847–56.
- Tesch FW. Age and growth. In: Ricker WE, editor. *Methods for assessment of fish production in fresh waters*. Oxford: Blackwell Scientific Publications; 1971. p. 99–130.
- Thomas J, Venu S, Kurup BM. Length-weight relationship of some deep-sea fish inhabiting the continental slope beyond 250 m depth along the west coast of India. *NAGA ICLARM Quarterly*. 2003;26(2):17–21.
- Trella K. Fecundity of blue whiting (*Micromesistius australis* Norman, 1937) from the Falkland fishing grounds in the years 1983, 1984 and 1986. *Bulletin of the Sea Fisheries Institute*. 1998;2(144):25–37.
- Tsadu SM, Ojutiku RO, Anyawale AV. A survey of fungal contamination of some fish species from TagwaiDaru, Minna, Niger State, Nigeria. *J Trop Biosci*. 2006;6:1–5.
- Van der Waals BCW. Aspects of the biology of larger fish species of Lake Liambezi, Caprivi, South West Africa. *Modoqua*. 1985;14:101–44.
- Welcomme, R.L., 1985. River fisheries. FAO Fisheries Technical Paper No. 262, FAO, Rome.
- Welcomme, R.L. *Inland fisheries: conservation and management*. Oxford: Blackwell; 2001. p.350. ISBN 063205462x.
- Winemiller KO, Kelso-Winemiller LC. Comparative ecology of the African Pike, *Hepsetus odoe*, and Tiger fish, *Hydrocynus forskalii*, in the Zambezi River flood-plain. *J Fish Biol*. 1994;45:211–25.
- Wootton RJ. Fecundity of the three-spined stickleback, (*Gasterosteus aculeatus*). *J of Fish Biol*. 1973;5:683–8.
- Wootton RJ. *Ecology of the teleost fishes*. 1st ed. London: Chapman & Hall; 1990.
- Wootton RJ. *Fish ecology*. London: Blackie Academy and Professional, Chapman and Hall; 1996.
- Wootton RJ. *Ecology of teleost fishes*. 2nd ed. Dordrecht: Kluwer Academic Publishers; 1998.
- Yaragina NA, Marshall CT. Trophic influences on interannual and seasonal variation in the liver condition index of northeast Arctic cod (*Gadus morhua*). *ICES J Mar Sci*. 2000;57:42–55.
- Yeldan H, Avsar A. Preliminary study on the reproduction of the rabbit fish *Siganus rivulatus* (Forsskal. 1775) in the northeastern Mediterranean. *Tru J of Zool*. 2000;24:173–82.
- Zafar M, Mussaddeq Y, Akhter S, Sultan A. Weight-length and condition factor relationship of Thaila, *Catla catla* from Rawal Dam Islamabad, Pakistan. *Pak J Biol Sci*. 2003;6(17):1532–4.
- Zar JH. *Biostatistical analysis*. New Jersey: Prentice Hall; 1984. p. 718.

Submit your next manuscript to BioMed Central and we will help you at every step:

- We accept pre-submission inquiries
- Our selector tool helps you to find the most relevant journal
- We provide round the clock customer support
- Convenient online submission
- Thorough peer review
- Inclusion in PubMed and all major indexing services
- Maximum visibility for your research

Submit your manuscript at
www.biomedcentral.com/submit

