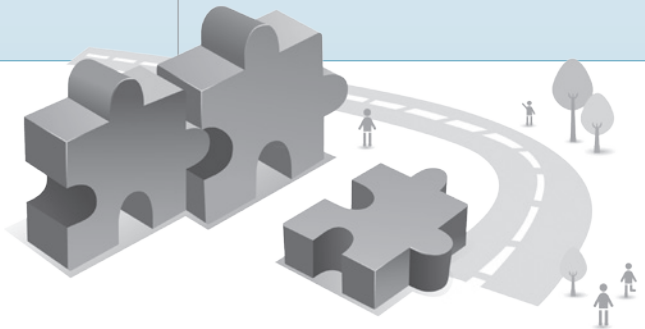


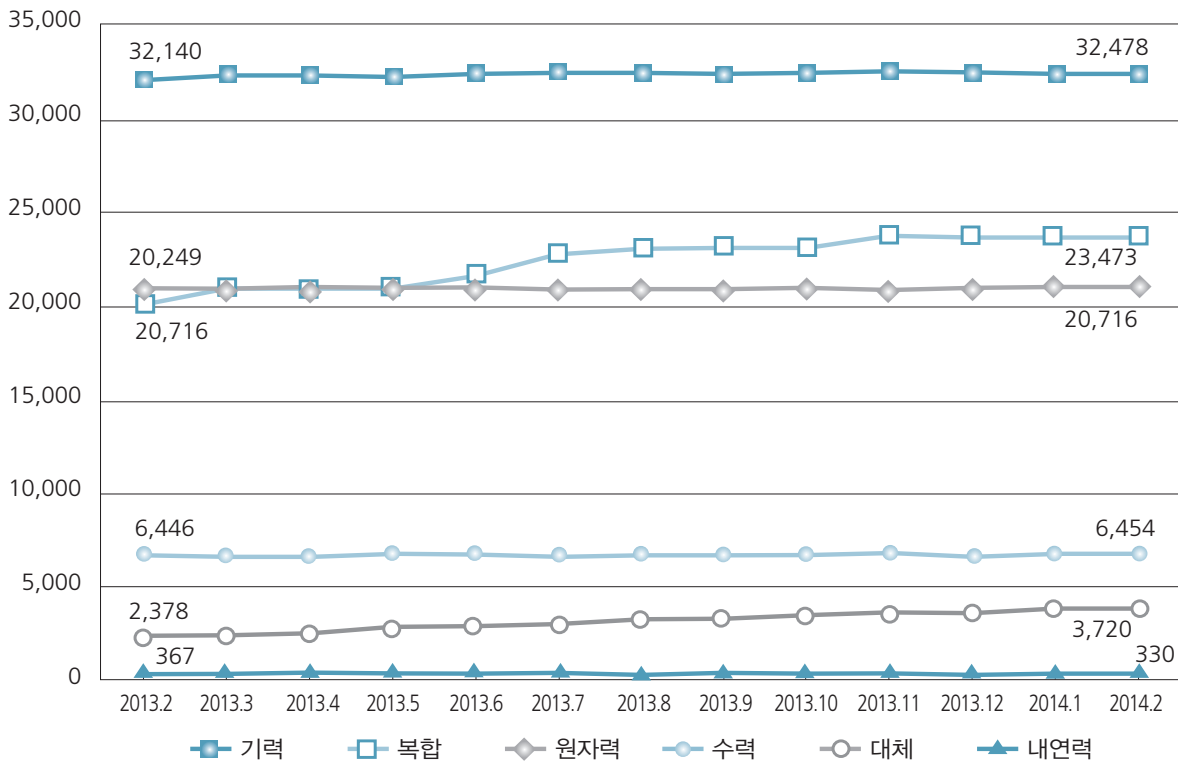
전력통계 (2014. 02)

자료제공 / 한국전력공사



발전설비 추이(발전원별)

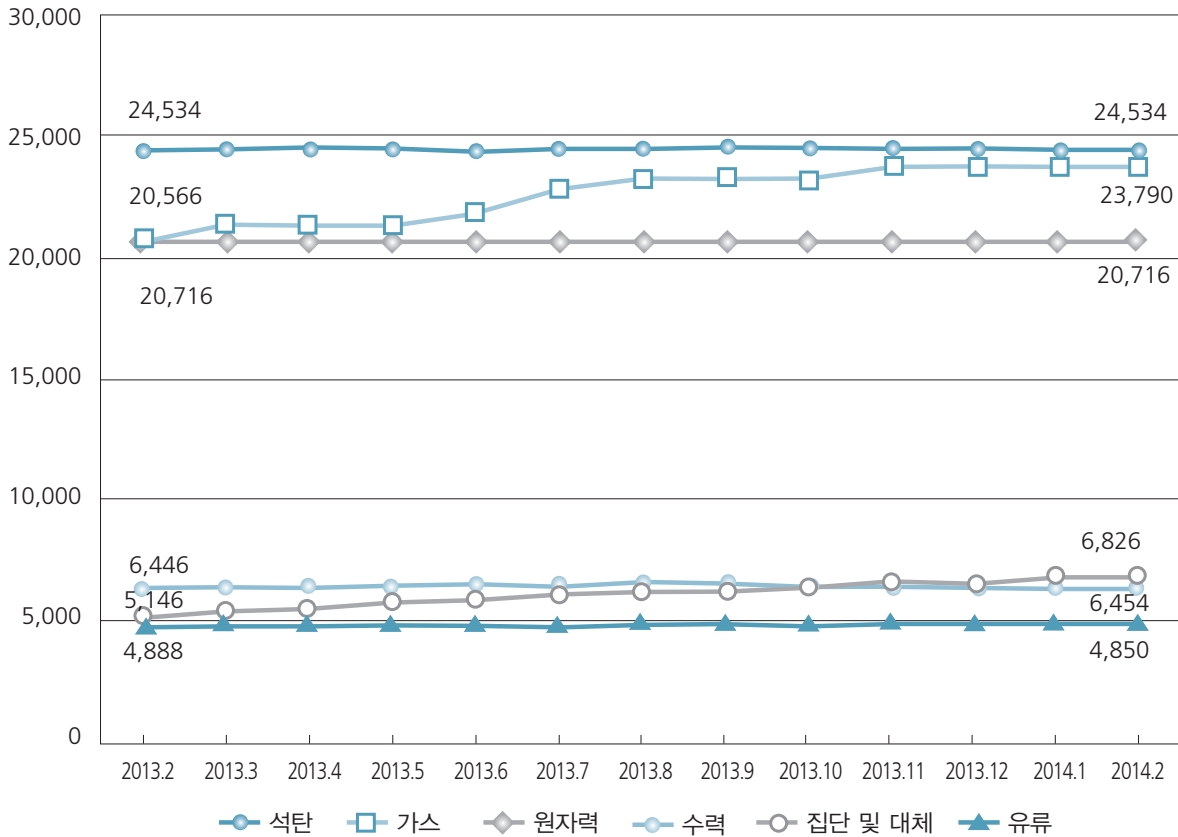
(단위 : MW)



구분	2013.2	2013.3	2013.4	2013.5	2013.6	2013.7	2013.8	2013.9	2013.10	2013.11	2013.12	2014.1	2014.2
발전설비합계	82,296	83,295	83,465	83,749	84,371	85,516	86,136	86,136	86,333	86,969	86,969	87,171	87,171
기력	32,140	32,303	32,361	32,361	32,362	32,476	32,476	32,476	32,476	32,477	32,477	32,478	32,478
원자력	20,716	20,716	20,716	20,716	20,716	20,716	20,716	20,716	20,716	20,716	20,716	20,716	20,716
복합	20,249	21,019	21,019	21,019	21,591	22,561	22,943	22,943	22,943	23,473	23,473	23,473	23,473
수력	6,446	6,446	6,447	6,447	6,447	6,450	6,450	6,450	6,450	6,454	6,454	6,454	6,454
내연력	367	327	327	330	330	330	330	330	330	330	330	330	330
대체	2,378	2,484	2,595	2,876	2,925	2,983	3,221	3,221	3,418	3,519	3,519	3,720	3,720

▶ 발전설비 추이(에너지원별)

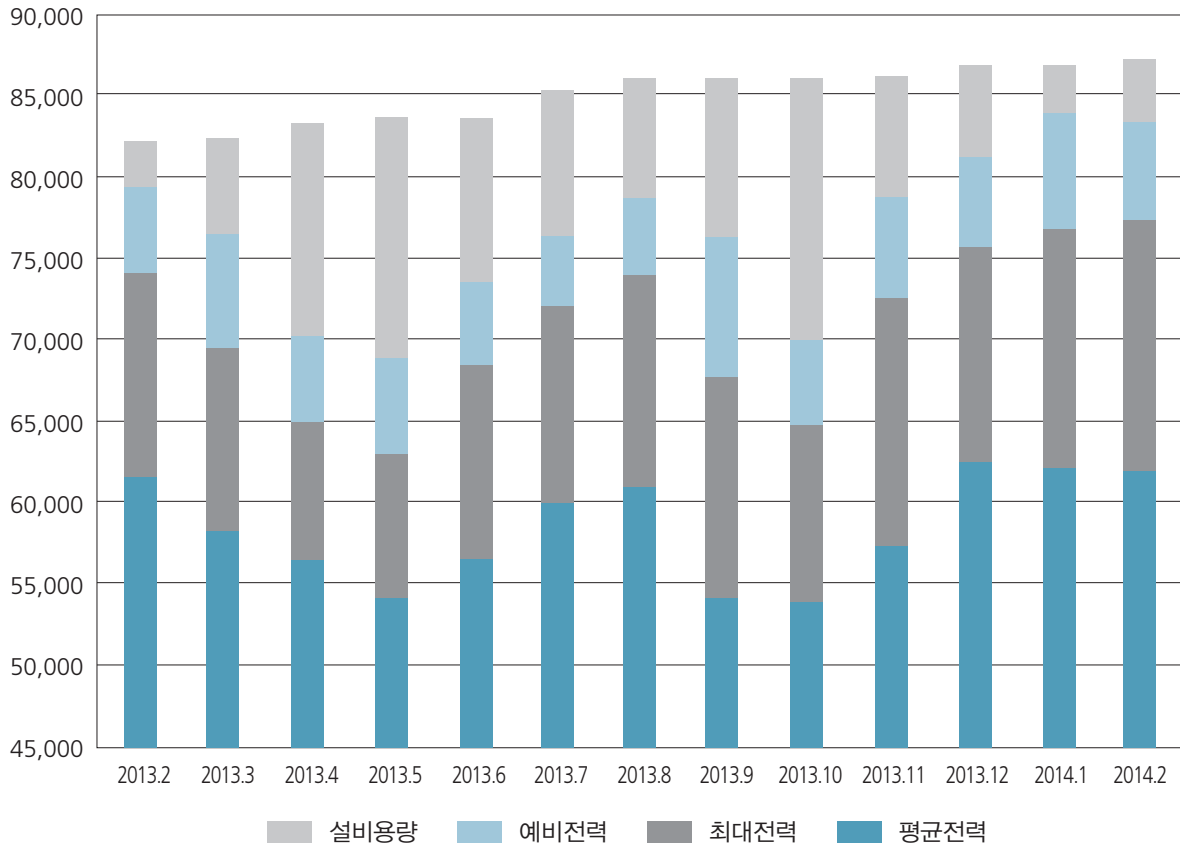
(단위 : MW)



구 분	2013.2	2013.3	2013.4	2013.5	2013.6	2013.7	2013.8	2013.9	2013.10	2013.11	2013.12	2014.1	2014.2
발전설비합계	82,296	83,295	83,465	83,749	84,371	85,516	86,136	86,136	86,333	86,969	86,969	87,171	87,171
석탄	24,534	24,534	24,534	24,534	24,534	24,534	24,534	24,534	24,534	24,534	24,534	24,534	24,534
원자력	20,716	20,716	20,716	20,716	20,716	20,716	20,716	20,716	20,716	20,716	20,716	20,716	20,716
가스	20,566	21,347	21,347	21,349	21,920	22,877	23,259	23,259	23,259	23,790	23,790	23,790	23,790
수력	6,446	6,446	6,446	6,446	6,446	6,450	6,450	6,450	6,454	6,454	6,454	6,454	6,454
유류	4,888	4,838	4,897	4,897	4,850	4,850	4,850	4,850	4,850	4,850	4,850	4,850	4,850
집단/대체	5,146	5,416	5,526	5,808	5,858	6,090	6,328	6,328	6,524	6,625	6,625	6,826	6,826

▶ 전력수급 추이

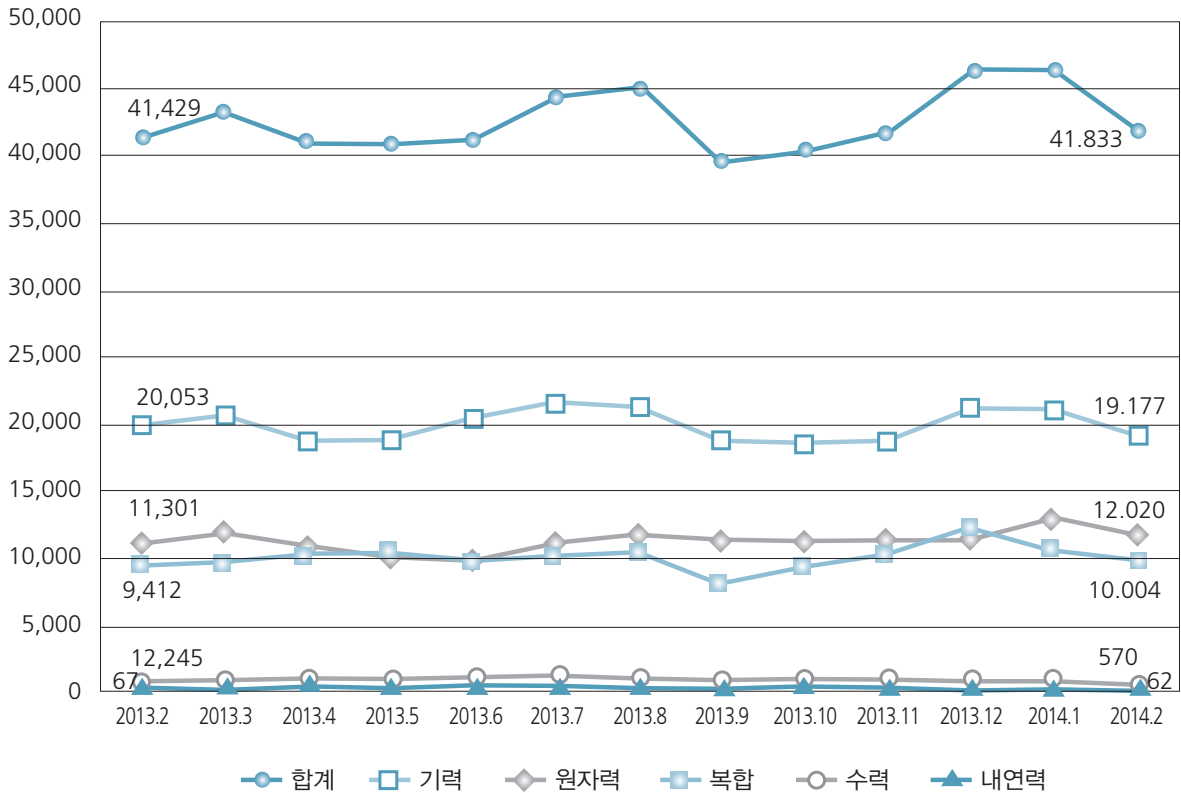
(단위 : MW)



구분	2013.2	2013.3	2013.4	2013.5	2013.6	2013.7	2013.8	2013.9	2013.10	2013.11	2013.12	2014.1	2014.2
설비용량	82,296	83,295	83,465	83,749	83,749	85,358	86,136	86,136	86,136	86,333	86,969	86,969	87,171
공급능력	79,482	76,523	70,225	68,910	73,565	76,473	78,734	76,337	70,074	78,870	81,270	84,080	83,333
최대전력	74,196	69,653	64,872	63,029	68,472	72,112	74,015	67,689	64,911	72,686	75,681	76,751	77,295
평균전력	61,650	58,423	56,623	54,262	56,674	60,017	61,126	54,223	53,917	57,469	62,592	62,324	62,251
공급예비력	5,286	6,870	5,353	5,881	5,093	4,361	4,719	8,648	5,163	6,184	5,589	7,329	6,038
공급예비율	7.1	9.9	8.3	9.3	7.4	6.0	6.4	12.8	8.0	8.5	7.4	9.5	7.8

▶ 발전전력량 추이(발전원별)

(단위 : GWh, %)

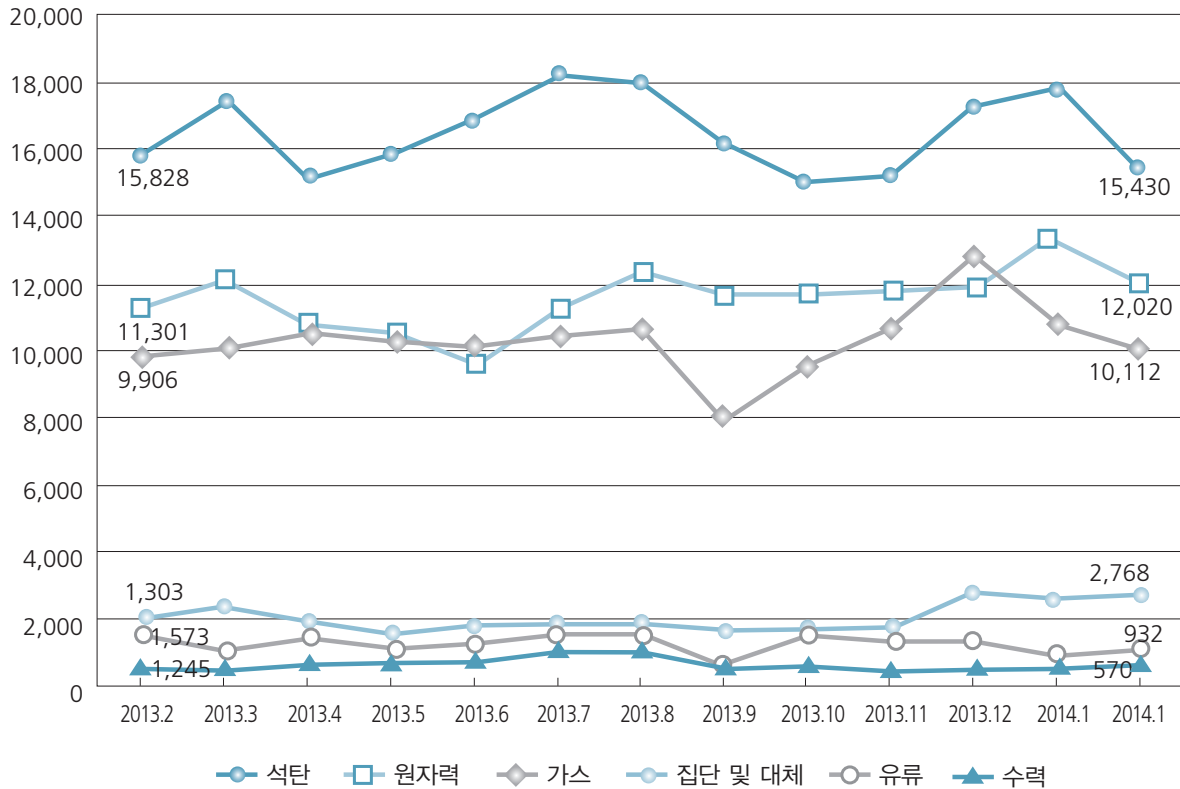


구분	2013.2	2013.3	2013.4	2013.5	2013.6	2013.7	2013.8	2013.9	2013.10	2013.11	2013.12	2014.1	2014.2
발전량 합계	41,429 (-6.2)	43,467 (-0.8)	40,769 (3.9)	40,371 (1.9)	40,806 (1.8)	44,653 (2.8)	45,478 (2.8)	39,041 (-0.1)	40,114 (1.4)	41,377 (-2.4)	46,569 (-2.8)	46,369 (-6.1)	41,833 (1.0)
기력	20,053 (-3.1)	20,753 (2.8)	18,869 (7.8)	18,789 (5.7)	20,336 (8.9)	21,945 (5.3)	21,748 (2.1)	18,717 (1.0)	18,299 (-4.4)	18,644 (-10.1)	21,418 (-5.4)	21,539 (-5.0)	19,177 (-4.4)
원자력	11,301 (-6.5)	12,078 (-3.2)	10,810 (-5.1)	10,528 (-14.2)	9,798 (-23.3)	11,287 (-12.7)	12,209 (-12.6)	11,701 (-12.4)	11,753 (-7.3)	11,727 (7.3)	11,924 (-3.5)	13,551 (-0.9)	12,020 (6.4)
복합	9,412 (-13.7)	9,986 (-6.3)	10,334 (7.5)	10,258 (16.0)	9,838 (21.9)	10,304 (16.2)	10,445 (31.0)	7,906 (26.3)	9,352 (33.1)	10,381 (2.9)	12,599 (3.5)	10,618 (-14.4)	10,004 (6.3)
수력	594 (57.1)	585 (30.6)	689 (0.1)	725 (11.4)	784 (44.1)	1,055 (48.6)	1,003 (6.6)	664 (-25.8)	660 (-3.0)	591 (-3.3)	568 (-16.8)	591 (4.6)	570 (-4.0)
내연력	67 (-16.3)	65 (-9.7)	67 (1.5)	71 (14.5)	49 (40.0)	62 (0.0)	73 (1.4)	52 (8.3)	51 (-15.0)	34 (-12.9)	60 (-21.3)	70 (-14.6)	62 (-7.5)

※ 2013. 11~2014. 2 : 잠정치

발전전력량 추이(에너지원별)

(단위 : GWh, %)

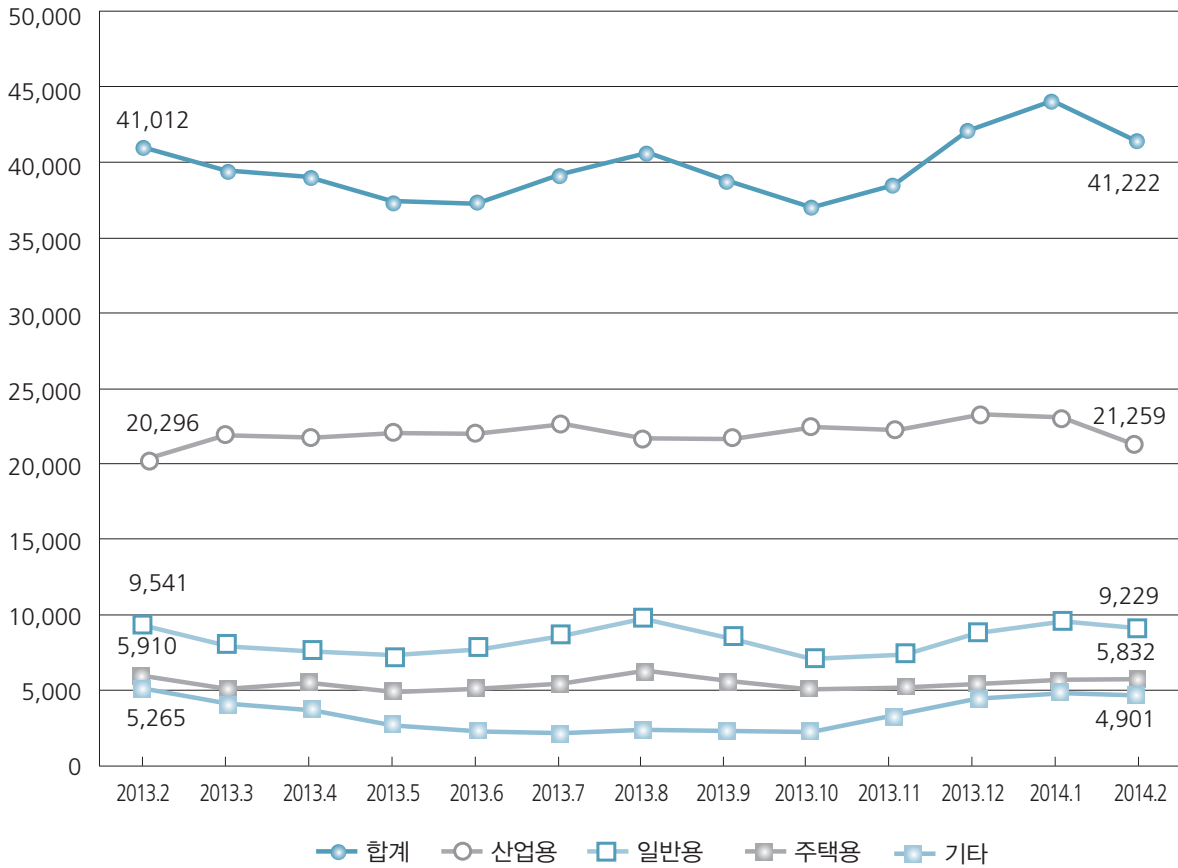


구분	2013.2	2013.3	2013.4	2013.5	2013.6	2013.7	2013.8	2013.9	2013.10	2013.11	2013.12	2014.1	2014.
발전량 합계	41,429 (-6.2)	43,467 (-0.8)	40,769 (3.9)	40,371 (1.9)	40,806 (1.8)	44,653 (2.8)	45,478 (2.8)	39,041 (-0.1)	40,114 (1.4)	41,377 (-2.4)	46,569 (-2.8)	46,369 (-6.1)	41,833 (1.0)
원자력	11,301 (-6.5)	12,078 (-3.2)	10,810 (-5.1)	10,528 (-14.2)	9,798 (-23.3)	11,287 (-12.7)	12,209 (-12.6)	11,701 (-12.4)	11,753 (-7.3)	11,727 (7.3)	11,924 (-3.5)	13,551 (-0.9)	12,020 (6.4)
석탄	15,828 (-6.5)	17,401 (5.7)	15,142 (9.1)	15,878 (9.9)	16,882 (8.6)	18,156 (3.4)	17,973 (-1.1)	16,221 (-2.4)	14,991 (-6.6)	15,235 (-9.5)	17,210 (-4.6)	17,927 (-2.3)	15,430 (-2.5)
가스	9,906 (-12.5)	10,116 (-7.9)	10,643 (8.0)	10,473 (15.7)	10,132 (21.2)	10,606 (16.2)	10,709 (30.5)	7,969 (26.4)	9,548 (30.6)	10,675 (1.9)	12,855 (2.1)	10,794 (-16.6)	10,112 (2.1)
유류	1,573 (10.2)	1,001 (-32.7)	1,462 (9.4)	1,120 (-22.6)	1,383 (6.4)	1,588 (7.7)	1,645 (23.7)	758 (51.9)	1,337 (26.6)	1,311 (0.0)	1,252 (-26.8)	899 (-32.3)	932 (-40.8)
수력	594 (57.1)	585 (30.6)	689 (0.1)	725 (11.4)	784 (44.1)	1,055 (48.6)	1,003 (6.6)	664 (-25.8)	660 (-3.0)	591 (-3.3)	568 (-16.8)	591 (4.6)	932 (-40.8)
집단 및 대체	2,227 (9.4)	2,286 (14.9)	2,023 (-4.7)	1,647 (-5.8)	1,827 (16.1)	1,962 (21.6)	1,939 (19.2)	1,728 (21.9)	1,826 (1.7)	1,848 (-17.2)	2,760 (8.6)	2,609 (3.6)	2,768 (25.2)

※ 2013. 11~2014. 2 : 잠정치

▶ 판매전력량 추이(계약종별)

(단위 : GWh, %)

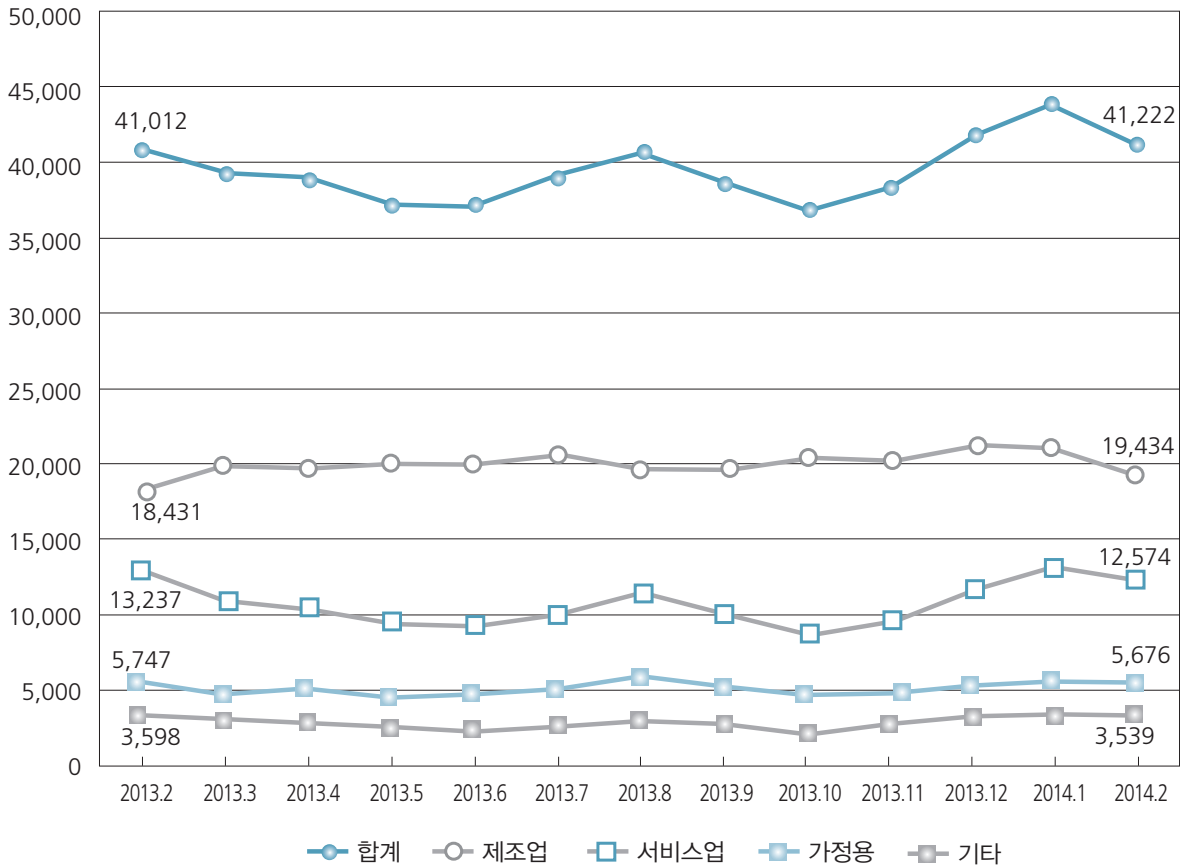


구분	2013.2	2013.3	2013.4	2013.5	2013.6	2013.7	2013.8	2013.9	2013.10	2013.11	2013.12	2014.1	2014.2
판매량 합계	41,012 (-2.2)	39,520 (-2.0)	39,007 (1.3)	37,460 (2.9)	37,366 (2.1)	39,172 (2.7)	40,647 (1.9)	38,782 (2.4)	36,965 (5.9)	38,533 (1.6)	41,892 (0.7)	43,775 (-1.6)	41,222 (0.5)
산업용	20,296 (-3.8)	21,983 (0.2)	21,887 (3.1)	22,133 (2.8)	22,087 (2.5)	22,720 (3.0)	21,819 (2.0)	21,804 (2.9)	22,439 (8.0)	22,334 (4.2)	23,247 (4.4)	23,159 (2.4)	21,259 (4.7)
일반용	9,541 (-1.4)	8,131 (-4.6)	7,898 (-0.8)	7,356 (1.5)	7,824 (1.3)	8,792 (0.7)	9,949 (3.2)	8,805 (0.3)	7,297 (6.3)	7,528 (-0.6)	8,788 (-2.8)	9,747 (-5.2)	9,229 (-3.3)
주택용	5,910 (0.4)	5,120 (-3.7)	5,386 (-0.3)	5,041 (1.5)	5,110 (1.7)	5,426 (5.1)	6,376 (-1.2)	5,729 (2.7)	4,955 (0.2)	5,243 (-1.2)	5,467 (-2.0)	5,839 (-3.5)	5,832 (-1.3)
기타	5,265 (-0.1)	4,285 (-5.6)	3,836 (-2.0)	2,931 (10.9)	2,345 (1.6)	2,234 (2.4)	2,504 (3.6)	2,443 (4.7)	2,273 (-1.5)	3,428 (-5.4)	4,390 (-6.5)	5,030 (-9.0)	4,901 (-6.9)

※ 2014. 2 : 잠정치

▶ 판매전력량 추이(용도별)

(단위 : GWh, %)



구분	2013.2	2013.3	2013.4	2013.5	2013.6	2013.7	2013.8	2013.9	2013.10	2013.11	2013.12	2014.1	2014.2
판매량 합계	41,012 (-2.2)	39,520 (-2.0)	39,007 (1.3)	37,460 (2.9)	37,366 (2.1)	39,172 (2.7)	40,647 (1.9)	38,782 (2.4)	36,965 (5.9)	38,533 (1.6)	41,892 (0.7)	43,775 (-1.6)	41,222 (0.5)
제조업	18,431 (-4.1)	20,133 (0.3)	19,950 (2.9)	20,273 (2.9)	20,201 (2.4)	20,775 (3.1)	19,833 (2.0)	19,917 (2.8)	20,549 (8.4)	20,450 (4.7)	21,241 (5.0)	21,193 (3.1)	19,434 (5.4)
서비스업	13,237 (-2.7)	11,222 (-5.9)	10,772 (-1.7)	9,708 (3.0)	9,601 (1.4)	10,373 (2.3)	11,539 (0.8)	10,384 (0.3)	9,100 (3.7)	9,934 (-2.5)	11,940 (-4.3)	13,212 (-7.2)	12,574 (-5.0)
가정용	5,747 (0.6)	4,978 (-3.5)	5,240 (-0.1)	4,904 (1.6)	4,968 (1.9)	5,271 (5.4)	6,190 (-1.1)	5,562 (2.9)	4,816 (0.2)	5,099 (-1.2)	5,314 (-2.0)	5,679 (-3.4)	5,676 (-1.2)
기타	3,598 (5.5)	3,187 (0.7)	3,045 (4.9)	2,576 (5.5)	2,596 (2.4)	2,752 (-3.6)	3,085 (12.3)	2,918 (6.1)	2,500 (5.0)	3,052 (-0.2)	3,397 (-1.6)	3,691 (-3.3)	3,539 (-1.6)

※ 2014. 2 : 잠정치