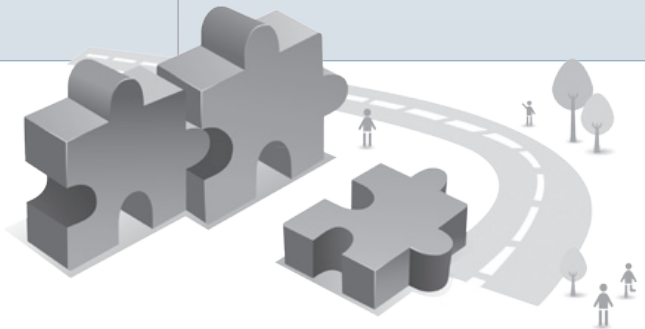


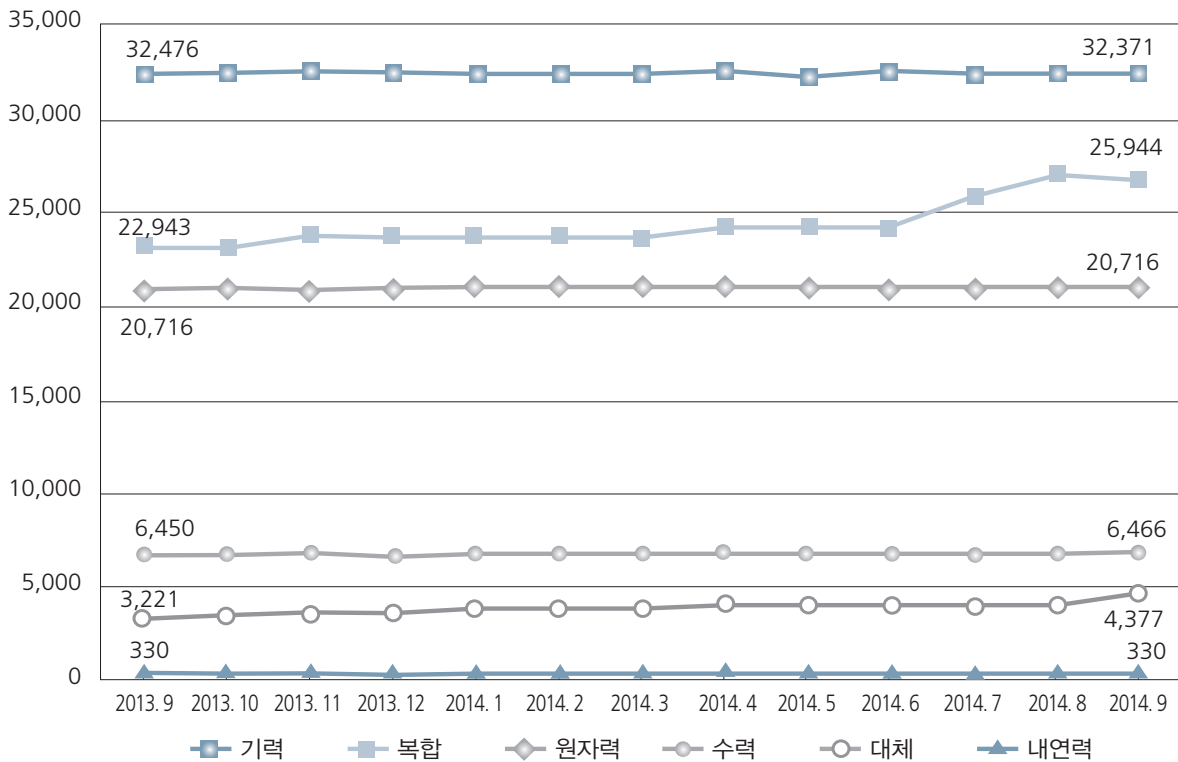
# 전력통계 (2014. 09)

자료제공 / 한국전력공사



## 발전설비 추이(발전원별)

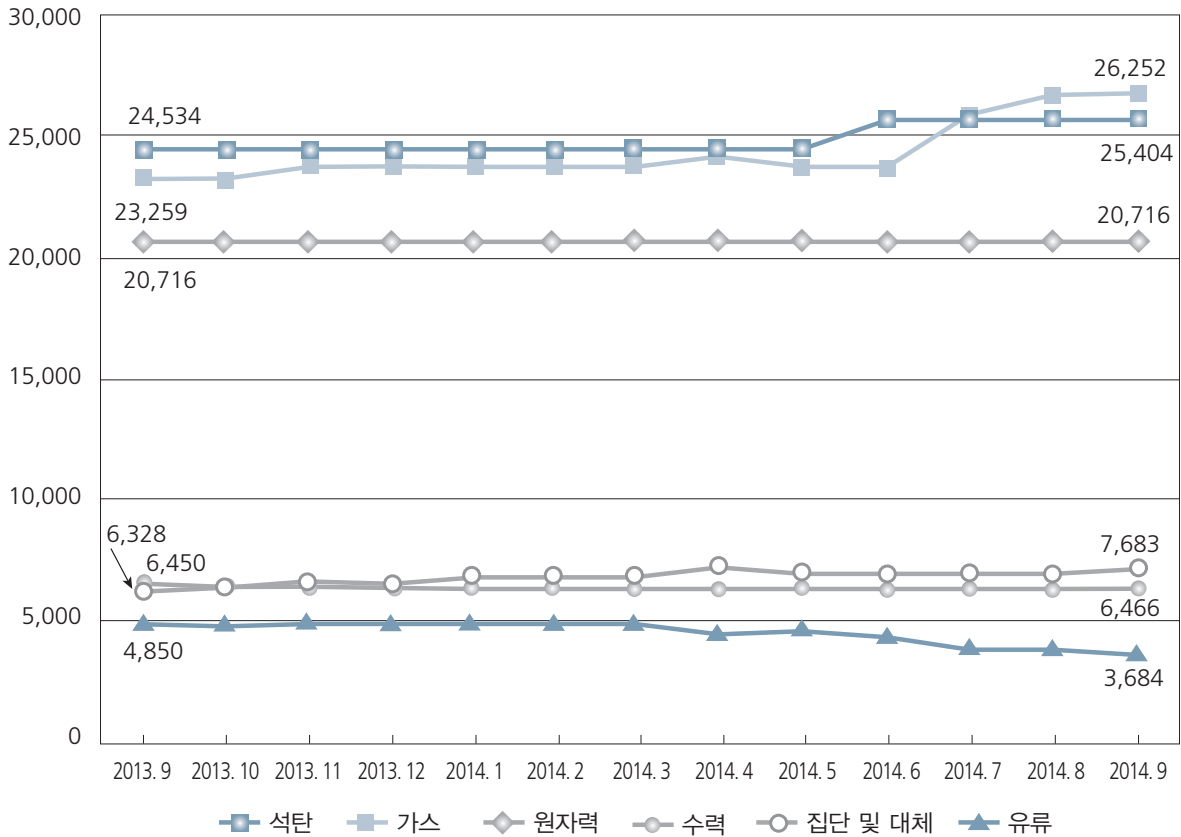
(단위 : MW)



구분	2013.9	2013.10	2013.11	2013.12	2014.1	2014.2	2014.3	2014.4	2014.5	2014.6	2014.7	2014.8	2014.9
발전설비합계	86,136	86,333	86,969	86,969	87,171	87,171	87,171	88,178	87,678	88,148	89,435	90,160	90,204
기력	32,476	32,476	32,477	32,477	32,478	32,478	32,478	32,601	32,500	32,571	32,371	32,371	32,371
원자력	20,716	20,716	20,716	20,716	20,716	20,716	20,716	20,716	20,716	20,716	20,716	20,716	20,716
복합	22,943	22,943	23,473	23,473	23,473	23,473	23,473	24,183	24,183	24,183	25,669	26,394	25,944
수력	6,450	6,450	6,454	6,454	6,454	6,454	6,454	6,455	6,455	6,455	6,455	6,455	6,466
내연력	330	330	330	330	330	330	330	330	330	330	330	330	330
대체	3,221	3,418	3,519	3,519	3,720	3,720	3,720	3,893	3,893	3,893	3,893	3,893	4,377

## ▶ 발전설비 추이(에너지원별)

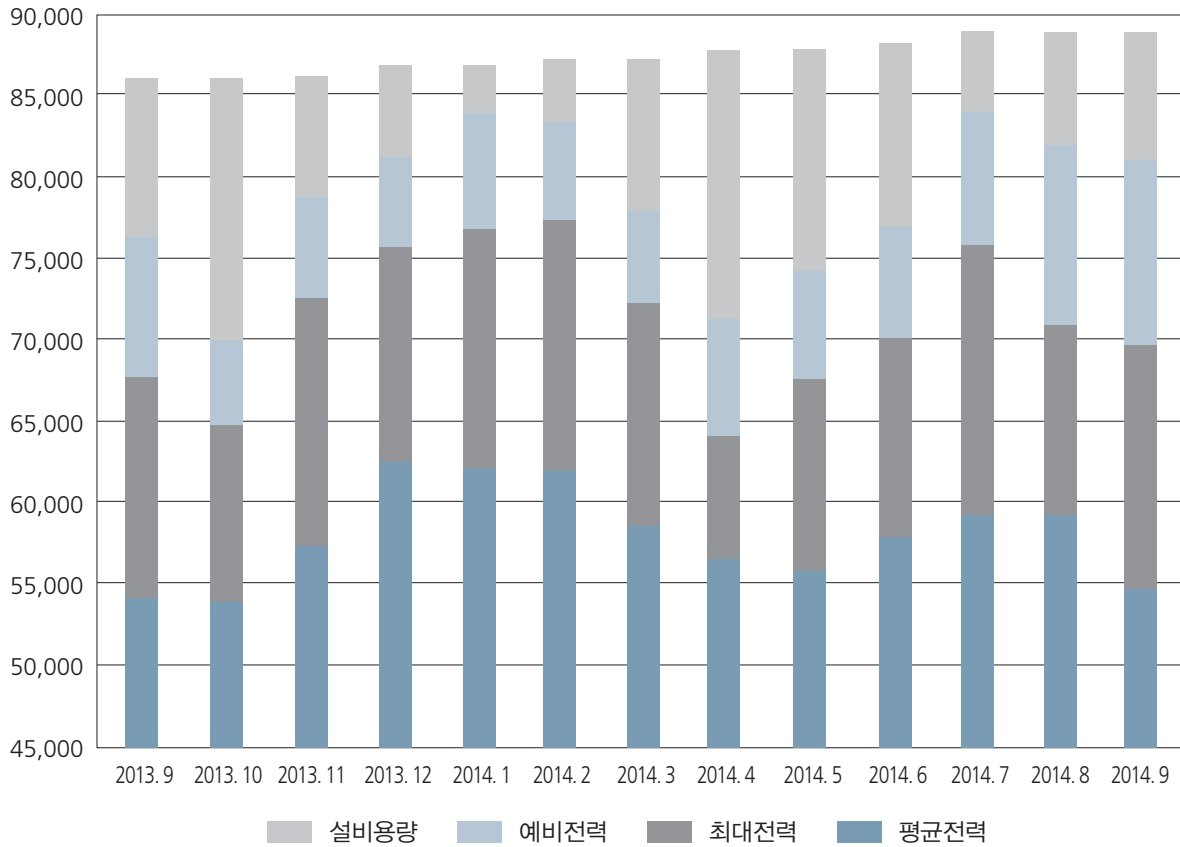
(단위 : MW)



구분	2013.9	2013.10	2013.11	2013.12	2014.1	2014.2	2014.3	2014.4	2014.5	2014.6	2014.7	2014.8	2014.9
발전설비합계	86,136	86,333	86,969	86,969	87,171	87,171	87,171	88,178	87,678	87,148	89,435	90,160	90,204
석탄	24,534	24,534	24,534	24,534	24,534	24,534	24,534	24,534	24,534	25,404	25,404	25,404	25,404
원자력	20,716	20,716	20,716	20,716	20,716	20,716	20,716	20,716	20,716	20,716	20,716	20,716	20,716
가스	23,259	23,259	23,790	23,790	23,790	23,790	23,790	24,500	24,000	24,000	25,486	26,211	26,252
수력	6,450	6,454	6,454	6,454	6,454	6,454	6,454	6,455	6,455	6,455	6,455	6,455	6,466
유류	4,850	4,850	4,850	4,850	4,850	4,850	4,850	4,450	4,450	4,050	3,850	3,850	3,684
집단/대체	6,328	6,524	6,625	6,625	6,826	6,826	6,826	7,524	7,524	7,524	7,524	7,524	7,683

▶ 전력수급 추이

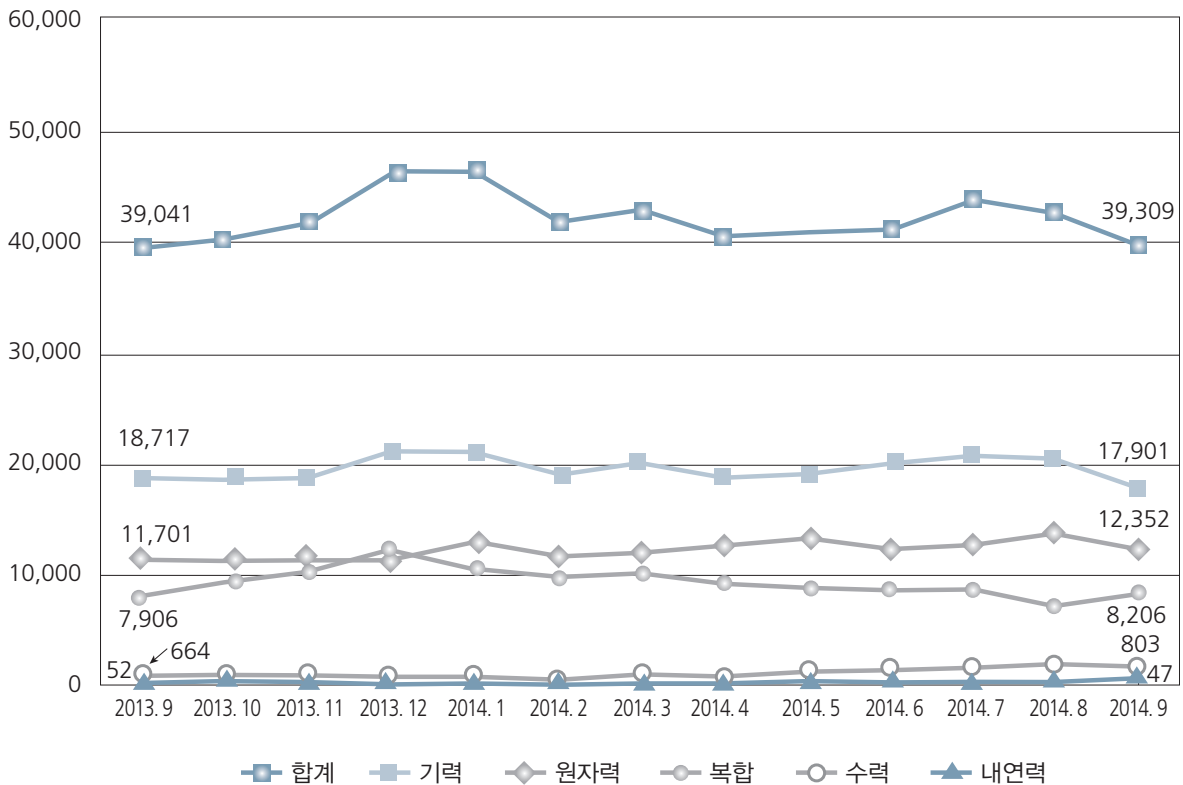
(단위 : MW)



구 분	2013.9	2013.10	2013.11	2013.12	2014.1	2014.2	2014.3	2014.4	2014.5	2014.6	2014.7	2014.8	2014.9
설 비 용 량	86,136	86,136	86,333	86,969	86,969	87,171	87,171	87,334	87,678	87,948	88,673	90,160	90,204
공 급 능 력	76,337	70,074	78,870	81,270	84,080	83,333	78,016	71,291	74,574	76,831	84,128	82,228	81,039
최 대 전 력	67,689	64,911	72,686	75,681	76,751	77,295	72,167	63,757	67,424	69,801	76,054	70,689	69,406
평 균 전 력	54,223	53,917	57,469	62,592	62,324	62,251	58,521	56,198	55,532	57,893	59,254	59,254	54,596
공급예비력	8,648	5,163	6,184	5,589	7,329	6,038	5,849	7,534	7,150	7,030	8,074	11,539	11,633
공급예비율	12.8	8.0	8.5	7.4	9.5	7.8	8.1	11.8	10.6	10.1	10.6	16.3	16.8

## ▶ 발전전력량 추이(발전원별)

(단위 : GWh, %)



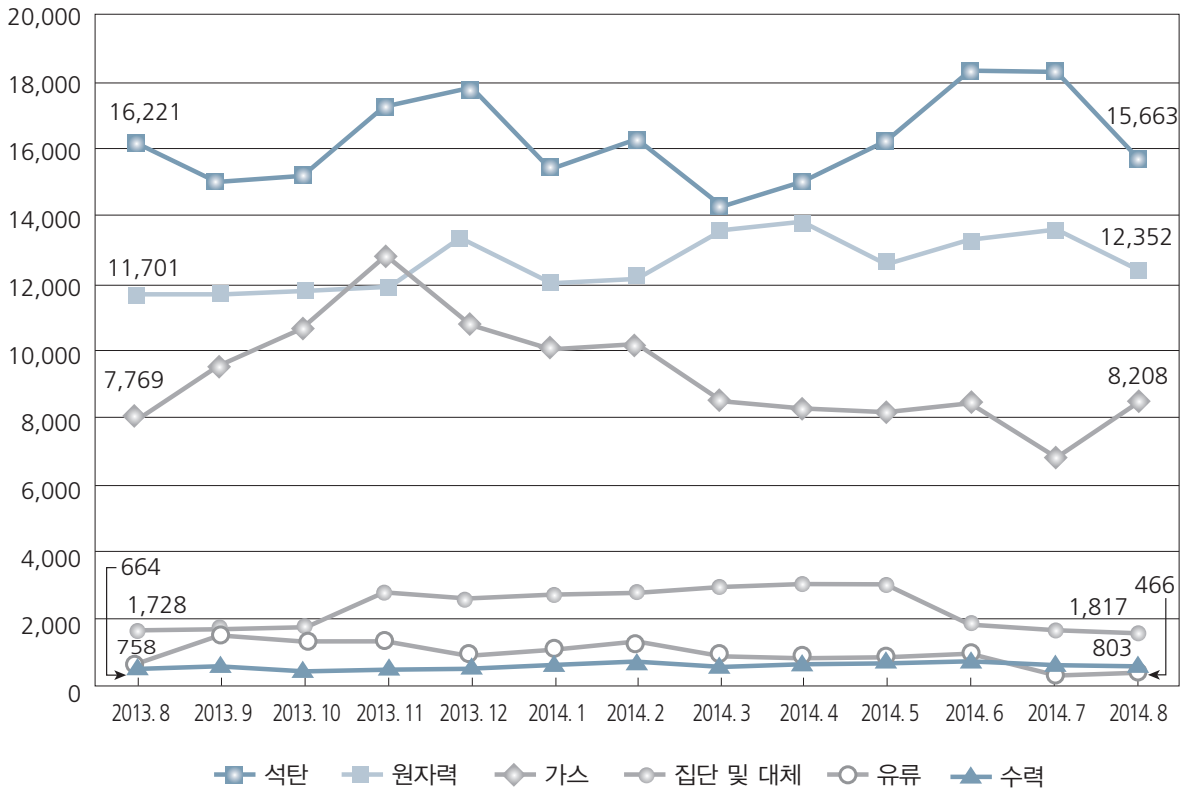
구 분	2013.9	2013.10	2013.11	2013.12	2014.1	2014.2	2014.3	2014.4	2014.5	2014.6	2014.7	2014.8	2014.9
발전량 합 계	39,041 (-0.1)	40,114 (1.4)	41,377 (-2.4)	46,569 (-2.8)	46,369 (-6.1)	41,833 (1.0)	43,539 (0.2)	40,463 (-0.8)	41,316 (2.3)	41,683 (2.1)	44,085 (-1.3)	42,249 (-7.1)	39,309 (0.7)
기 력	18,717 (1.0)	18,299 (-4.4)	18,644 (-10.1)	21,418 (-5.4)	21,539 (-5.0)	19,177 (-4.4)	20,399 (-1.7)	17,762 (-5.9)	18,590 (-1.1)	20,361 (0.1)	21,490 (-2.1)	20,529 (-5.6)	17,901 (-4.4)
원자력	11,701 (-12.4)	11,753 (-7.3)	11,727 (7.3)	11,924 (-3.5)	13,551 (-0.9)	12,020 (6.4)	12,200 (1.0)	13,378 (23.8)	13,636 (29.5)	12,616 (28.8)	13,400 (18.7)	14,004 (14.7)	12,352 (5.6)
복 합	7,906 (26.3)	9,352 (33.1)	10,381 (2.9)	12,599 (3.5)	10,618 (-14.4)	10,004 (6.3)	10,233 (2.5)	8,710 (-15.7)	8,404 (-18.1)	8,034 (-18.3)	8,399 (-18.5)	6,846 (-34.5)	8,206 (3.8)
수 력	664 (-25.8)	660 (-3.0)	591 (-3.3)	568 (-16.8)	591 (4.6)	570 (-4.0)	644 (-10.1)	549 (-20.3)	622 (-14.2)	629 (-19.8)	747 (-29.2)	834 (-16.8)	803 (20.9)
내연력	52 (8.3)	51 (-15.0)	34 (-12.9)	60 (-21.3)	70 (-14.6)	62 (-7.5)	63 (-3.1)	64 (-4.5)	64 (-9.9)	43 (-12.2)	49 (-21.0)	36 (-50.7)	47 (-9.6)

( )내는 전년 동월 대비 증감률

※ 2014. 7~2014. 9 : 잠정치

▶ 발전전력량 추이(에너지원별)

(단위 : GWh, %)

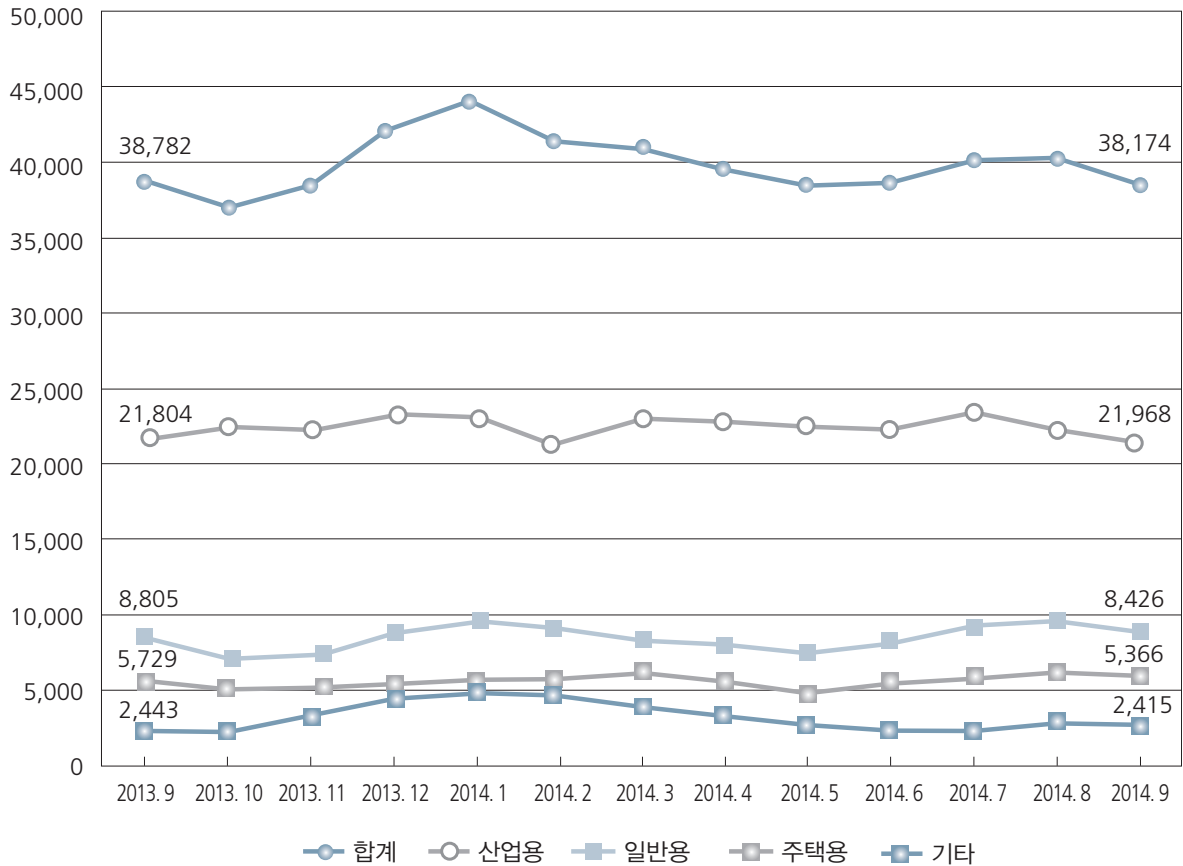


구분	2013.9	2013.10	2013.11	2013.12	2014.1	2014.2	2014.3	2014.4	2014.5	2014.6	2014.7	2014.8	2014.9
발전량 합계	39,041 (-0.1)	40,114 (1.4)	41,377 (-2.4)	46,569 (-2.8)	46,369 (-6.1)	41,833 (1.0)	43,539 (0.2)	40,463 (-0.8)	41,316 (2.3)	41,683 (2.1)	44,085 (-1.3)	42,249 (-7.1)	39,309 (0.7)
원자력	11,701 (-12.4)	11,753 (-7.3)	11,727 (7.3)	11,924 (-3.5)	13,551 (-0.9)	12,020 (6.4)	12,200 (1.0)	13,378 (23.8)	13,636 (29.5)	12,616 (28.8)	13,400 (18.7)	14,004 (14.7)	12,352 (5.6)
석탄	16,221 (-2.4)	14,991 (-6.6)	15,235 (-9.5)	17,210 (-4.6)	17,927 (-2.3)	15,430 (-2.5)	16,459 (-5.4)	14,361 (-5.2)	15,094 (-4.9)	16,835 (-0.3)	18,590 (2.4)	18,367 (2.2)	15,663 (-3.4)
가스	7,969 (26.4)	9,548 (30.6)	10,675 (1.9)	12,855 (2.1)	10,794 (-16.6)	10,112 (2.1)	10,333 (2.1)	8,697 (-18.6)	8,402 (-19.8)	8,045 (-20.6)	8,461 (-20.2)	6,846 (-36.1)	8,208 (3.0)
유류	758 (51.9)	1,337 (26.6)	1,311 (0.0)	1,252 (-26.8)	899 (-32.3)	932 (-40.8)	1,127 (12.6)	655 (-55.2)	674 (-39.8)	661 (-55.2)	945 (-40.5)	306 (-81.4)	466 (-38.5)
수력	664 (-25.8)	660 (-3.0)	591 (-3.3)	568 (-16.8)	591 (4.6)	932 (-40.8)	644 (10.1)	549 (-20.3)	622 (-14.2)	629 (-19.8)	747 (-29.2)	834 (-16.8)	803 (20.9)
집단 및 대체	1,728 (21.9)	1,826 (1.7)	1,848 (-17.2)	2,760 (8.6)	2,609 (3.6)	2,768 (25.2)	2,776 (22.3)	2,823 (40.5)	2,888 (76.5)	2,897 (59.0)	1,942 (-1.0)	1,892 (-2.4)	1,817 (5.2)

( )내는 전년 동월 대비 증감률  
※ 2014. 7~2014. 9 : 잠정치

## ▶ 판매전력량 추이(계약종별)

(단위 : GWh, %)

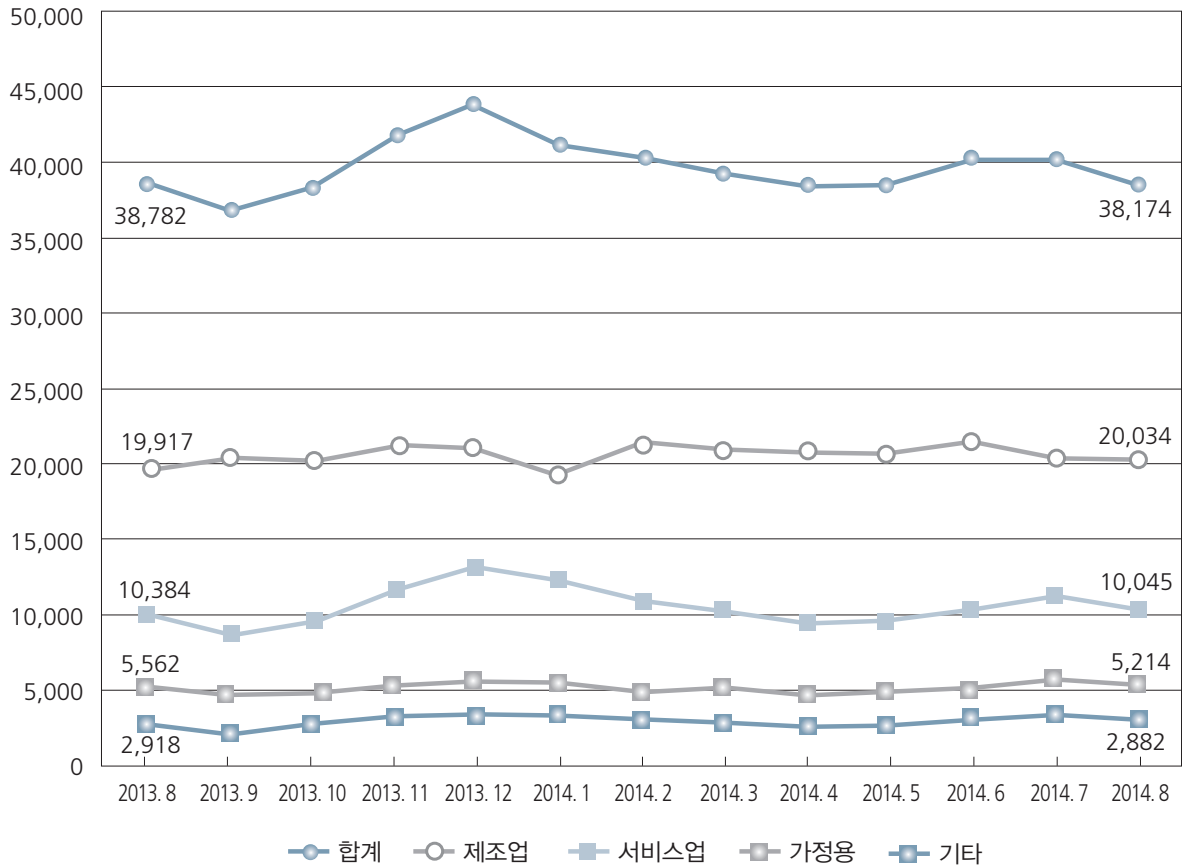


구분	2013.9	2013.10	2013.11	2013.12	2014.1	2014.2	2014.3	2014.4	2014.5	2014.6	2014.7	2014.8	2014.9
판매량 합계	38,782 (2.4)	36,965 (5.9)	38,533 (1.6)	41,892 (0.7)	43,775 (-1.6)	41,222 (0.5)	40,638 (2.8)	39,267 (0.7)	37,391 (-0.2)	37,855 (1.3)	40,011 (2.1)	40,048 (-1.5)	38,174 (-1.6)
산업용	21,804 (2.9)	22,439 (8.0)	22,334 (4.2)	23,247 (4.4)	23,159 (2.4)	21,259 (4.7)	23,277 (5.9)	22,826 (4.3)	22,560 (1.9)	22,547 (2.1)	23,692 (4.3)	22,310 (2.3)	21,968 (0.8)
일반용	8,805 (0.3)	7,297 (6.3)	7,528 (-0.6)	8,788 (-2.8)	9,747 (-5.2)	9,229 (-3.3)	8,151 (0.2)	7,698 (-2.5)	7,221 (-1.8)	7,861 (0.5)	8,780 (-0.1)	9,461 (-4.9)	8,426 (-4.3)
주택용	5,729 (2.7)	4,955 (0.2)	5,243 (-1.2)	5,467 (-2.0)	5,839 (-3.5)	5,832 (-1.3)	5,097 (-0.4)	5,305 (-1.5)	4,984 (-1.1)	5,105 (-0.1)	5,240 (-3.4)	5,859 (-8.1)	5,366 (-6.3)
기타	2,443 (4.7)	2,273 (-1.5)	3,428 (-5.4)	4,390 (-6.5)	5,030 (-9.0)	4,901 (-6.9)	4,113 (-4.0)	3,436 (-10.4)	2,627 (-10.4)	2,341 (-0.1)	2,299 (2.9)	2,418 (-3.4)	2,415 (-1.2)

1) ( )내는 전년 동월 대비 증감률  
 2) 기타: 교육용, 농사용, 가로등, 심야  
 ※ 2014. 9: 잠정치

▶ 판매전력량 추이(용도별)

(단위 : GWh, %)



구분	2013.9	2013.10	2013.11	2013.12	2014.1	2014.2	2014.3	2014.4	2014.5	2014.6	2014.7	2014.8	2014.9
판매량	38,782	36,965	38,533	41,892	43,775	41,222	40,638	39,267	37,391	37,855	40,011	40,048	38,174
합계	(2.4)	(5.9)	(1.6)	(0.7)	(-1.6)	(0.5)	(2.8)	(0.7)	(-0.2)	(1.3)	(2.1)	(-1.5)	(-1.6)
제조업	19,917	20,549	20,450	21,241	21,193	19,434	21,414	20,964	20,709	20,658	21,711	20,341	20,034
제조업	(2.8)	(8.4)	(4.7)	(5.0)	(3.1)	(5.4)	(6.4)	(5.1)	(2.2)	(2.3)	(4.5)	(2.6)	(0.6)
서비스업	10,384	9,100	9,934	11,940	13,212	12,574	11,035	10,210	9,249	9,555	10,348	10,985	10,045
서비스업	(0.3)	(3.7)	(-2.5)	(-4.3)	(-7.2)	(-5.0)	(-1.7)	(-5.2)	(-4.7)	(-0.5)	(-0.2)	(-4.8)	(-3.3)
가정용	5,562	4,816	5,099	5,314	5,679	5,676	4,957	5,162	4,849	4,964	5,090	5,692	5,214
가정용	(2.9)	(0.2)	(-1.2)	(-2.0)	(-3.4)	(-1.2)	(-0.4)	(-1.5)	(-1.1)	(-0.1)	(-3.4)	(-8.0)	(-6.3)
기타	2,918	2,500	3,052	3,397	3,691	3,539	3,231	2,930	2,584	2,679	2,862	3,030	2,882
기타	(6.1)	(5.0)	(-0.2)	(-1.6)	(-3.3)	(-1.6)	(1.4)	(-3.8)	(0.3)	(3.2)	(4.0)	(-1.8)	(-1.3)

1) ( )내는 전년 동월 대비 증감률

2) 기타 : 공공용, 농수산업, 광업

※ 2014. 9 : 잠정치