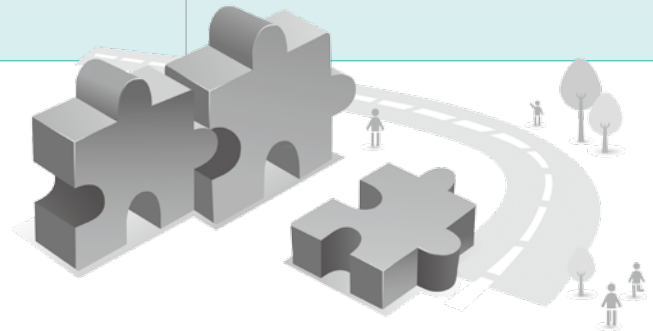


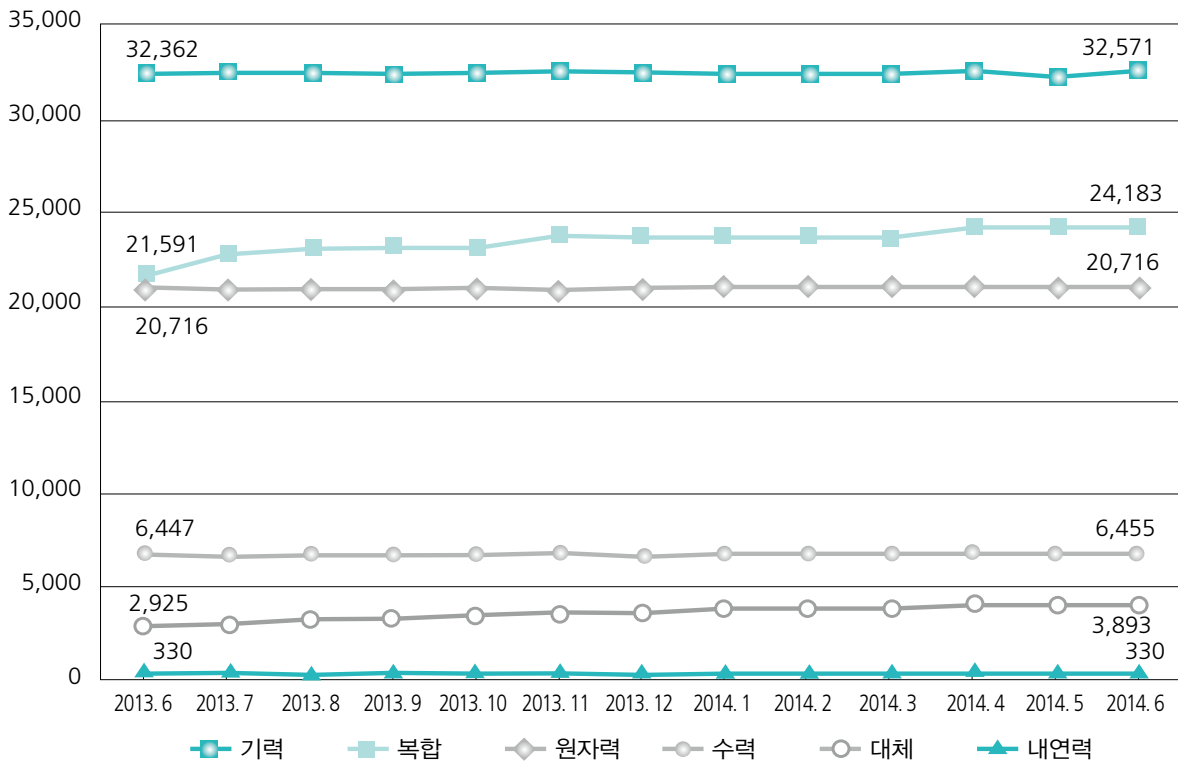
# 전력통계 (2014. 06)

자료제공 / 한국전력공사



## 발전설비 추이(발전원별)

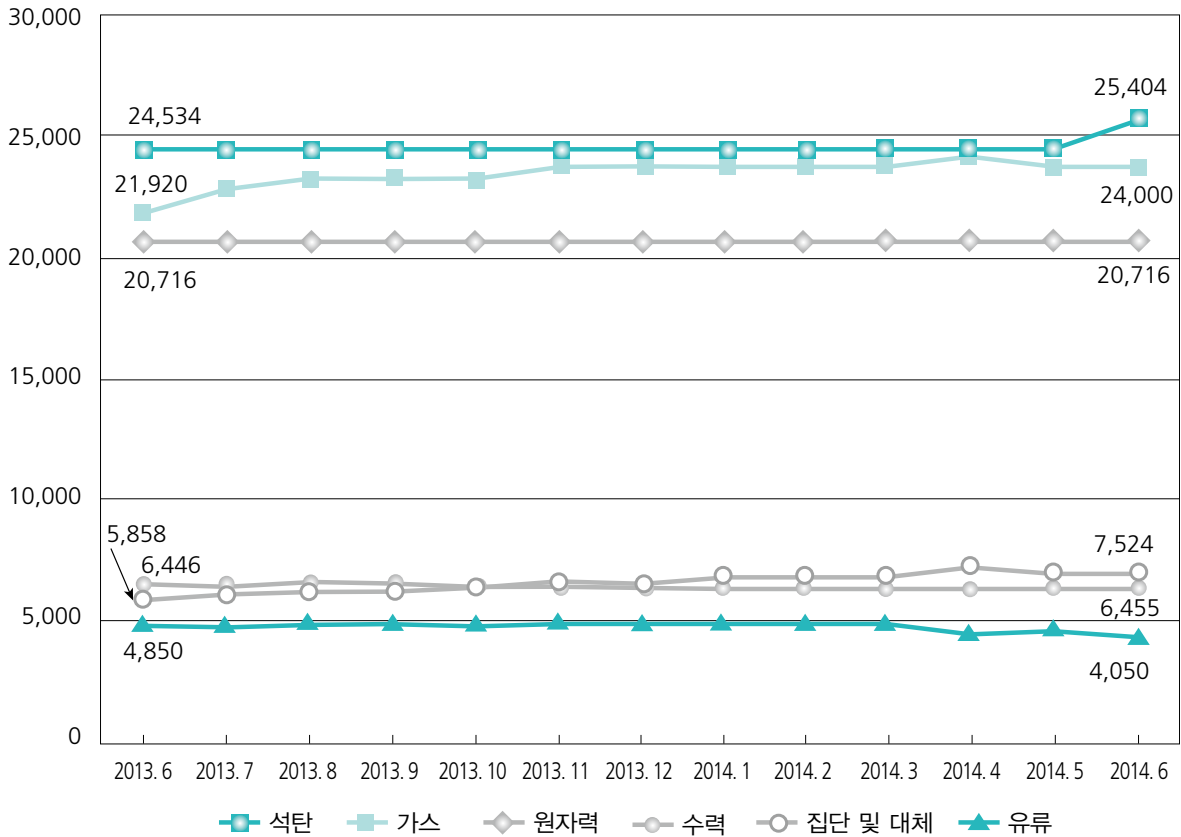
(단위 : MW)



구분	2013.6	2013.7	2013.8	2013.9	2013.10	2013.11	2013.12	2014.1	2014.2	2014.3	2014.4	2014.5	2014.6
발전설비합계	84,371	85,516	86,136	86,136	86,333	86,969	86,969	87,171	87,171	87,171	88,178	87,678	88,148
기력	32,362	32,476	32,476	32,476	32,476	32,477	32,477	32,478	32,478	32,478	32,601	32,500	32,571
원자력	20,716	20,716	20,716	20,716	20,716	20,716	20,716	20,716	20,716	20,716	20,716	20,716	20,716
복합	21,591	22,561	22,943	22,943	22,943	23,473	23,473	23,473	23,473	23,473	24,183	24,183	24,183
수력	6,447	6,450	6,450	6,450	6,450	6,454	6,454	6,454	6,454	6,454	6,455	6,455	6,455
내연력	330	330	330	330	330	330	330	330	330	330	330	330	330
대체	2,925	2,983	3,221	3,221	3,418	3,519	3,519	3,720	3,720	3,720	3,893	3,893	3,893

## ▶ 발전설비 추이(에너지원별)

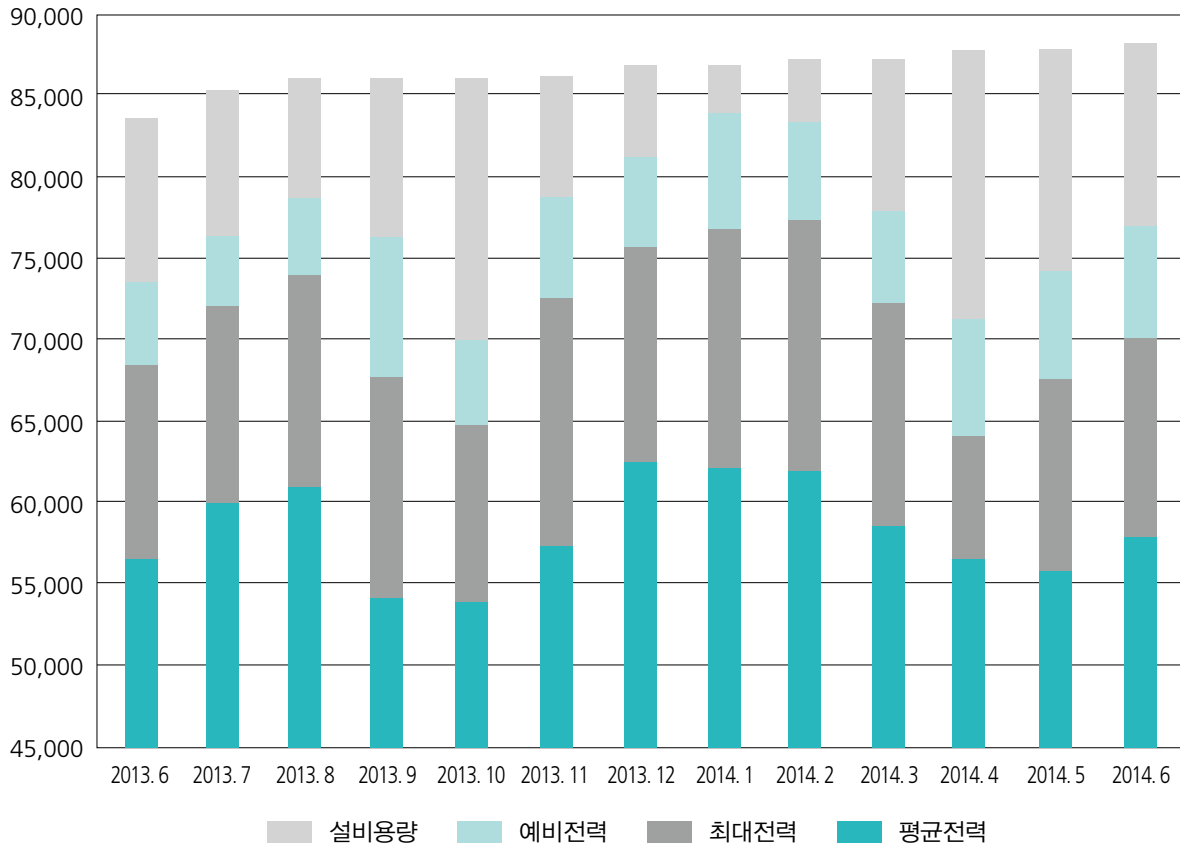
(단위 : MW)



구분	2013.6	2013.7	2013.8	2013.9	2013.10	2013.11	2013.12	2014.1	2014.2	2014.3	2014.4	2014.5	2014.6
발전설비합계	84,371	85,516	86,136	86,136	86,333	86,969	86,969	87,171	87,171	87,171	88,178	87,678	87,148
석탄	24,534	24,534	24,534	24,534	24,534	24,534	24,534	24,534	24,534	24,534	24,534	24,534	25,404
원자력	20,716	20,716	20,716	20,716	20,716	20,716	20,716	20,716	20,716	20,716	20,716	20,716	20,716
가스	21,920	22,877	23,259	23,259	23,259	23,790	23,790	23,790	23,790	23,790	24,500	24,000	24,000
수력	6,446	6,450	6,450	6,450	6,454	6,454	6,454	6,454	6,454	6,454	6,455	6,455	6,455
유류	4,850	4,850	4,850	4,850	4,850	4,850	4,850	4,850	4,850	4,850	4,450	4,450	4,050
집단/대체	5,858	6,090	6,328	6,328	6,524	6,625	6,625	6,826	6,826	6,826	7,524	7,524	7,524

▶ 전력수급 추이

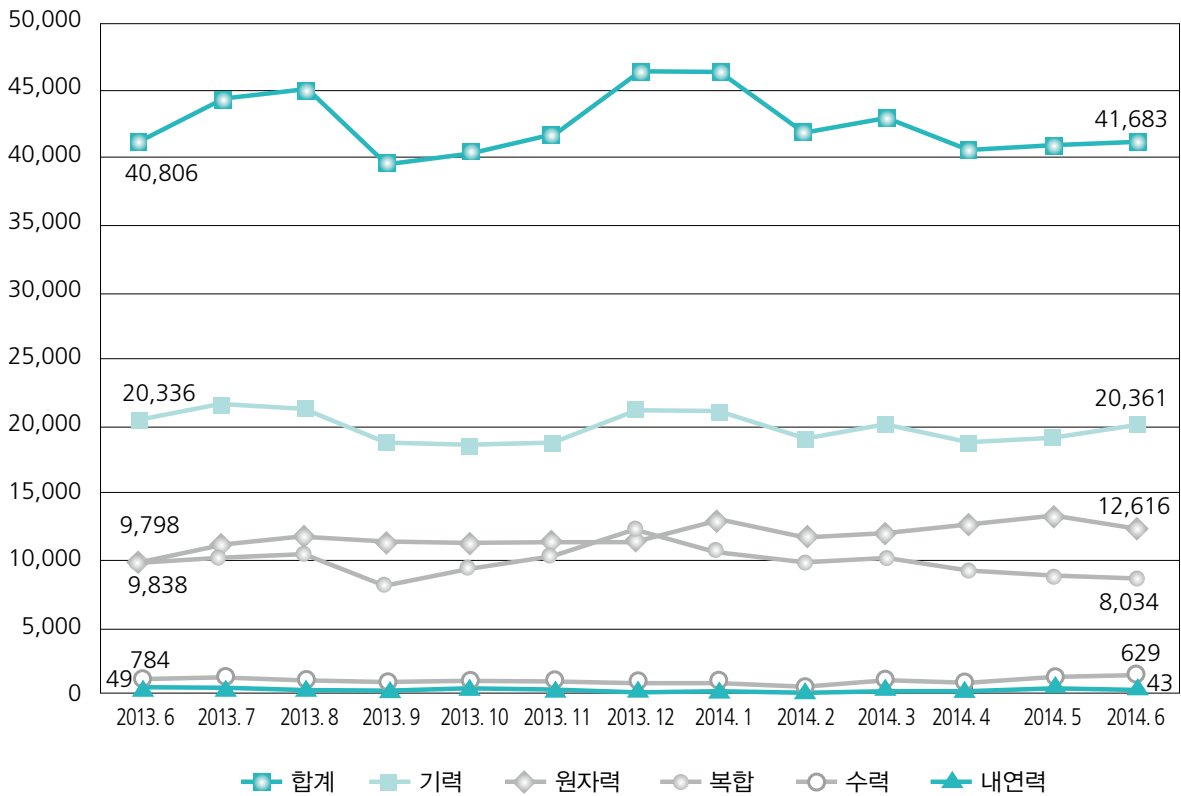
(단위 : MW)



구분	2013.6	2013.7	2013.8	2013.9	2013.10	2013.11	2013.12	2014.1	2014.2	2014.3	2014.4	2014.5	2014.6
설비용량	83,749	85,358	86,136	86,136	86,136	86,333	86,969	86,969	87,171	87,171	87,334	87,678	87,948
공급능력	73,565	76,473	78,734	76,337	70,074	78,870	81,270	84,080	83,333	78,016	71,291	74,574	76,831
최대전력	68,472	72,112	74,015	67,689	64,911	72,686	75,681	76,751	77,295	72,167	63,757	67,424	69,801
평균전력	56,674	60,017	61,126	54,223	53,917	57,469	62,592	62,324	62,251	58,521	56,198	55,532	57,893
공급예비력	5,093	4,361	4,719	8,648	5,163	6,184	5,589	7,329	6,038	5,849	7,534	7,150	7,030
공급예비율	7.4	6.0	6.4	12.8	8.0	8.5	7.4	9.5	7.8	8.1	11.8	10.6	10.1

## ▶ 발전전력량 추이(발전원별)

(단위 : GWh, %)



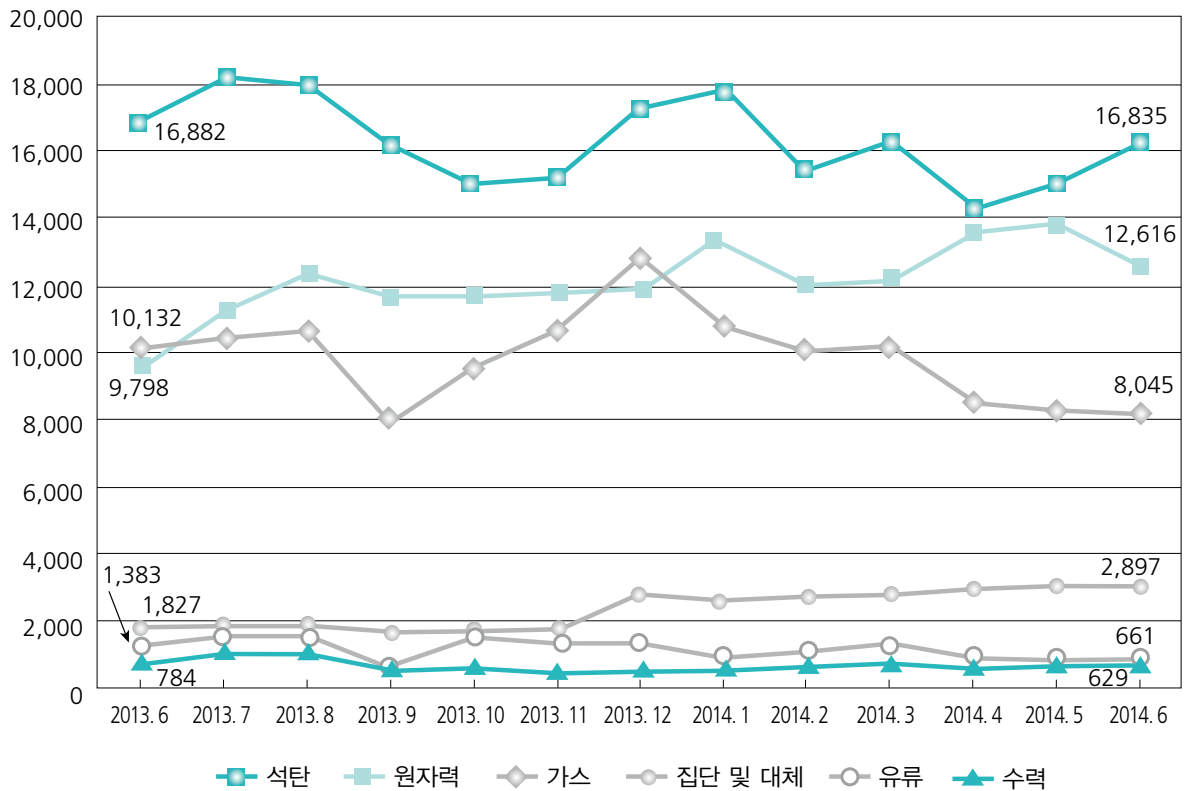
구 분	2013.6	2013.7	2013.8	2013.9	2013.10	2013.11	2013.12	2014.1	2014.2	2014.3	2014.4	2014.5	2014.6
발전량 합 계	40,806 (1.8)	44,653 (2.8)	45,478 (2.8)	39,041 (-0.1)	40,114 (1.4)	41,377 (-2.4)	46,569 (-2.8)	46,369 (-6.1)	41,833 (1.0)	43,539 (0.2)	40,463 (-0.8)	41,316 (2.3)	41,683 (2.1)
기 력	20,336 (8.9)	21,945 (5.3)	21,748 (2.1)	18,717 (1.0)	18,299 (-4.4)	18,644 (-10.1)	21,418 (-5.4)	21,539 (-5.0)	19,177 (-4.4)	20,399 (-1.7)	17,762 (-5.9)	18,590 (-1.1)	20,361 (0.1)
원자력	9,798 (-23.3)	11,287 (-12.7)	12,209 (-12.6)	11,701 (-12.4)	11,753 (-7.3)	11,727 (7.3)	11,924 (-3.5)	13,551 (-0.9)	12,020 (6.4)	12,200 (1.0)	13,378 (23.8)	13,636 (29.5)	12,616 (28.8)
복 합	9,838 (21.9)	10,304 (16.2)	10,445 (31.0)	7,906 (26.3)	9,352 (33.1)	10,381 (2.9)	12,599 (3.5)	10,618 (-14.4)	10,004 (6.3)	10,233 (2.5)	8,710 (-15.7)	8,404 (-18.1)	8,034 (-18.3)
수 력	784 (44.1)	1,055 (48.6)	1,003 (6.6)	664 (-25.8)	660 (-3.0)	591 (-3.3)	568 (-16.8)	591 (4.6)	570 (-4.0)	644 (-10.1)	549 (-20.3)	622 (-14.2)	629 (-19.8)
내연력	49 (40.0)	62 (0.0)	73 (1.4)	52 (8.3)	51 (-15.0)	34 (-12.9)	60 (-21.3)	70 (-14.6)	62 (-7.5)	63 (-3.1)	64 (-4.5)	64 (-9.9)	43 (-12.2)

( )내는 전년 동월 대비 증감률

※ 2014. 4~2014. 6 : 잠정치

▶ 발전전력량 추이(에너지원별)

(단위 : GWh, %)

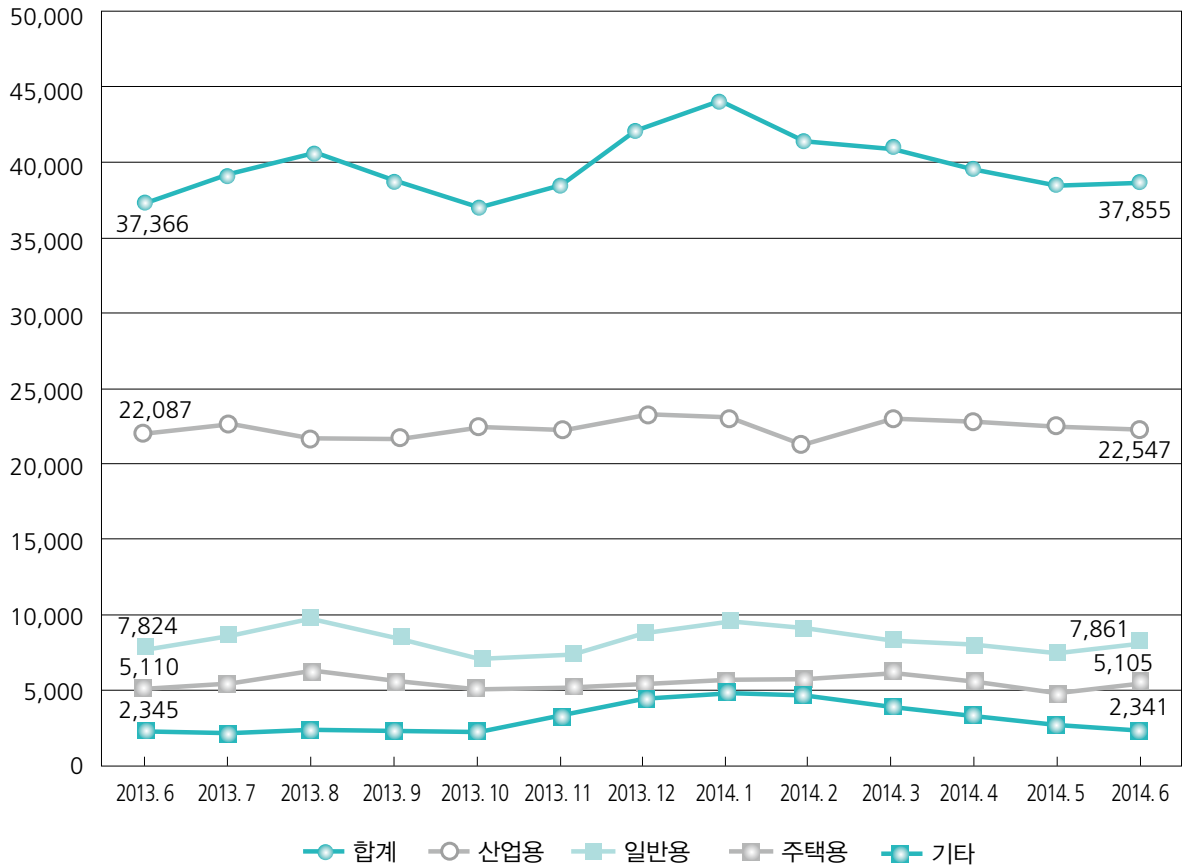


구 분	2013. 6	2013. 7	2013. 8	2013. 9	2013. 10	2013. 11	2013. 12	2014. 1	2014. 2	2014. 3	2014. 4	2014. 5	2014. 6
발전량 합 계	40,806 (1.8)	44,653 (2.8)	45,478 (2.8)	39,041 (-0.1)	40,114 (1.4)	41,377 (-2.4)	46,569 (-2.8)	46,369 (-6.1)	41,833 (1.0)	43,539 (0.2)	40,463 (-0.8)	41,316 (2.3)	41,683 (2.1)
원자력	9,798 (-23.3)	11,287 (-12.7)	12,209 (-12.6)	11,701 (-12.4)	11,753 (-7.3)	11,727 (7.3)	11,924 (-3.5)	13,551 (-0.9)	12,020 (6.4)	12,200 (1.0)	13,378 (23.8)	13,636 (29.5)	12,616 (28.8)
석 탄	16,882 (8.6)	18,156 (3.4)	17,973 (-1.1)	16,221 (-2.4)	14,991 (-6.6)	15,235 (-9.5)	17,210 (-4.6)	17,927 (-2.3)	15,430 (-2.5)	16,459 (-5.4)	14,361 (-5.2)	15,094 (-4.9)	16,835 (-0.3)
가 스	10,132 (21.2)	10,606 (16.2)	10,709 (30.5)	7,969 (26.4)	9,548 (30.6)	10,675 (1.9)	12,855 (2.1)	10,794 (-16.6)	10,112 (2.1)	10,333 (2.1)	8,697 (-18.6)	8,402 (-19.8)	8,045 (-20.6)
유 류	1,383 (6.4)	1,588 (7.7)	1,645 (23.7)	758 (51.9)	1,337 (26.6)	1,311 (0.0)	1,252 (-26.8)	899 (-32.3)	932 (-40.8)	1,127 (12.6)	655 (-55.2)	674 (-39.8)	661 (-55.2)
수 력	784 (44.1)	1,055 (48.6)	1,003 (6.6)	664 (-25.8)	660 (-3.0)	591 (-3.3)	568 (-16.8)	591 (4.6)	932 (-40.8)	644 (10.1)	549 (-20.3)	622 (-14.2)	629 (-19.8)
집 단 및 대 체	1,827 (16.1)	1,962 (21.6)	1,939 (19.2)	1,728 (21.9)	1,826 (1.7)	1,848 (-17.2)	2,760 (8.6)	2,609 (3.6)	2,768 (25.2)	2,776 (22.3)	2,823 (40.5)	2,888 (76.5)	2,897 (59.0)

( )내는 전년 동월 대비 증감률  
 ※ 2014. 4~2014. 6 : 잠정치

## ▶ 판매전력량 추이(계약종별)

(단위 : GWh, %)

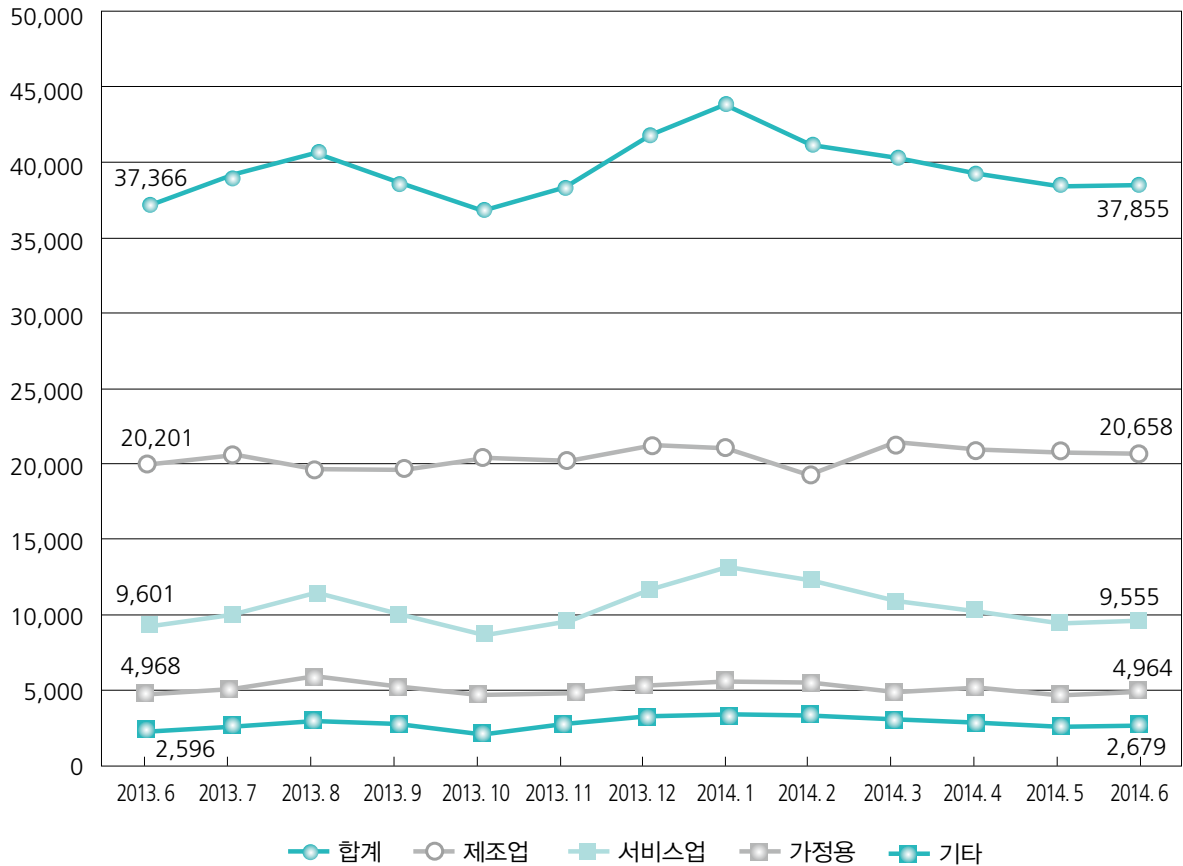


구분	2013.6	2013.7	2013.8	2013.9	2013.10	2013.11	2013.12	2014.1	2014.2	2014.3	2014.4	2014.5	2014.6
판매량 합계	37,366 (2.1)	39,172 (2.7)	40,647 (1.9)	38,782 (2.4)	36,965 (5.9)	38,533 (1.6)	41,892 (0.7)	43,775 (-1.6)	41,222 (0.5)	40,638 (2.8)	39,267 (0.7)	37,391 (-0.2)	37,855 (1.3)
산업용	22,087 (2.5)	22,720 (3.0)	21,819 (2.0)	21,804 (2.9)	22,439 (8.0)	22,334 (4.2)	23,247 (4.4)	23,159 (2.4)	21,259 (4.7)	23,277 (5.9)	22,826 (4.3)	22,560 (1.9)	22,547 (2.1)
일반용	7,824 (1.3)	8,792 (0.7)	9,949 (3.2)	8,805 (0.3)	7,297 (6.3)	7,528 (-0.6)	8,788 (-2.8)	9,747 (-5.2)	9,229 (-3.3)	8,151 (0.2)	7,698 (-2.5)	7,221 (-1.8)	7,861 (0.5)
주택용	5,110 (1.7)	5,426 (5.1)	6,376 (-1.2)	5,729 (2.7)	4,955 (0.2)	5,243 (-1.2)	5,467 (-2.0)	5,839 (-3.5)	5,832 (-1.3)	5,097 (-0.4)	5,305 (-1.5)	4,984 (-1.1)	5,105 (-0.1)
기타	2,345 (1.6)	2,234 (2.4)	2,504 (3.6)	2,443 (4.7)	2,273 (-1.5)	3,428 (-5.4)	4,390 (-6.5)	5,030 (-9.0)	4,901 (-6.9)	4,113 (-4.0)	3,436 (-10.4)	2,627 (-10.4)	2,341 (-0.1)

1) ( )내는 전년 동월 대비 증감률  
 2) 기타: 교육용, 농사용, 가로등, 심야  
 ※ 2014. 6: 잠정치

▶ 판매전력량 추이(용도별)

(단위 : GWh, %)



구분	2013.6	2013.7	2013.8	2013.9	2013.10	2013.11	2013.12	2014.1	2014.2	2014.3	2014.4	2014.5	2014.6
판매량	37,366	39,172	40,647	38,782	36,965	38,533	41,892	43,775	41,222	40,638	39,267	37,391	37,855
합계	(2.1)	(2.7)	(1.9)	(2.4)	(5.9)	(1.6)	(0.7)	(-1.6)	(0.5)	(2.8)	(0.7)	(-0.2)	(1.3)
제조업	20,201	20,775	19,833	19,917	20,549	20,450	21,241	21,193	19,434	21,414	20,964	20,709	20,658
서비스업	9,601	10,373	11,539	10,384	9,100	9,934	11,940	13,212	12,574	11,035	10,210	9,249	9,555
가정용	4,968	5,271	6,190	5,562	4,816	5,099	5,314	5,679	5,676	4,957	5,162	4,849	4,964
기타	2,596	2,752	3,085	2,918	2,500	3,052	3,397	3,691	3,539	3,231	2,930	2,584	2,679

1) ( )내는 전년 동월 대비 증감률

2) 기타 : 공공용, 농수산업, 광업

※ 2014. 6 : 잠정치