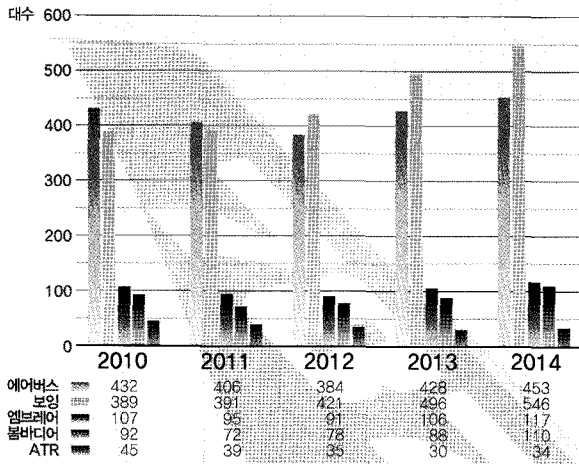


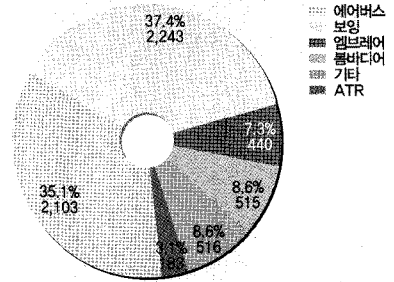
세계 항공기 제작 전망

상용기

생산대수, 2010-14

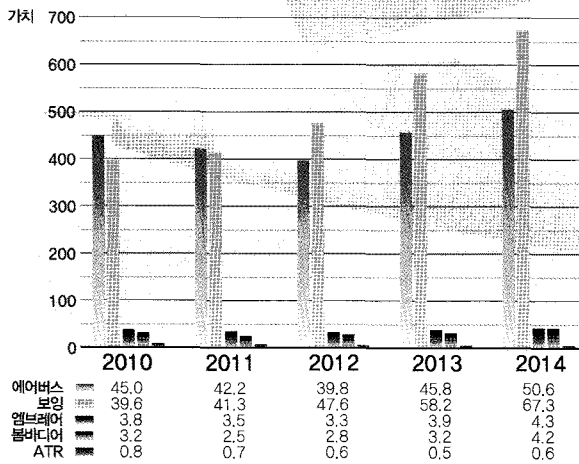


생산대수, 점유율(%) 2010-14

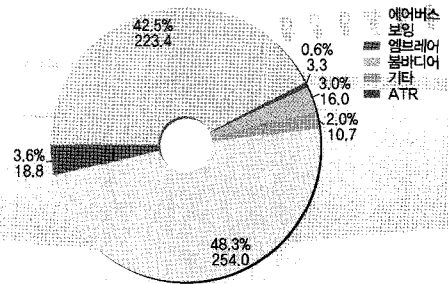


5년간 총 생산대수 : 6,000대

생산가치, 2010-14



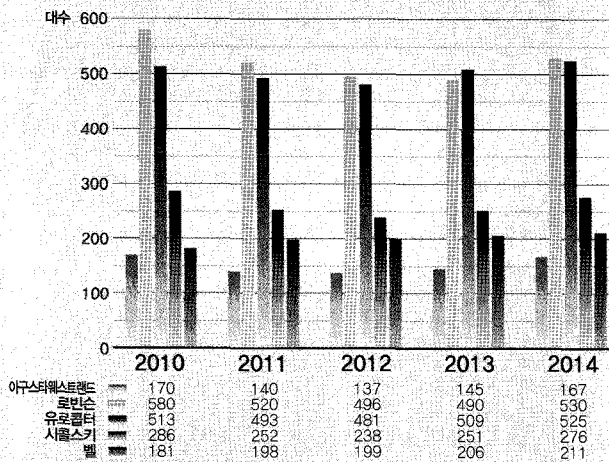
생산가치, 점유율(%) 2010-14



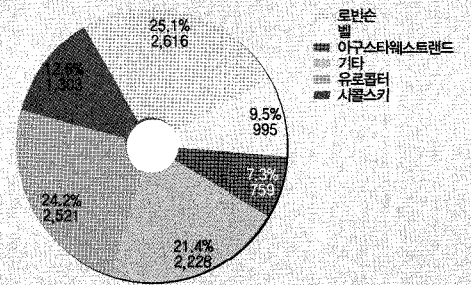
5년간 총 생산가치 : 5,262억 달러

회전익기

생산대수, 2010-14



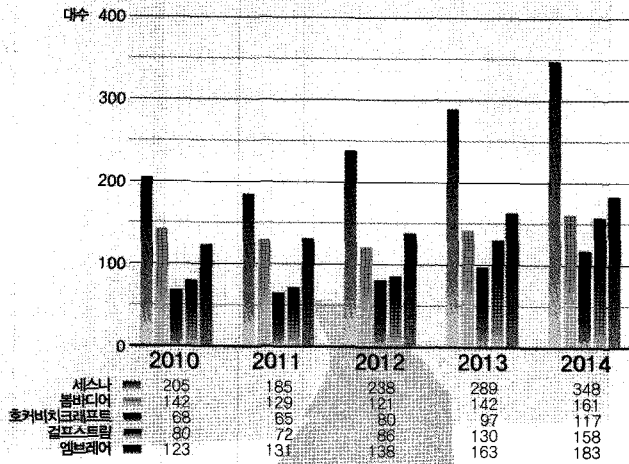
생산대수, 점유율(%) 2010-14



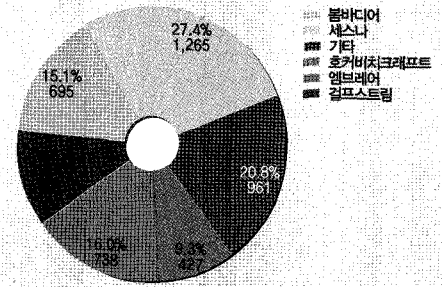
5년간 총 생산대수 : 10,422대

비즈니스기

생산대수, 2010-14

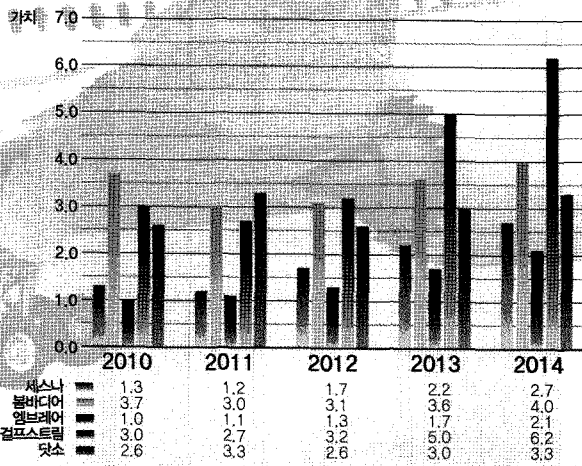


생산대수, 점유율(%) 2010-14

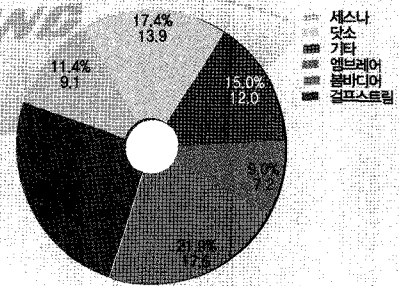


5년간 총 생산대수 : 4,612대

생산가치, 2010-14

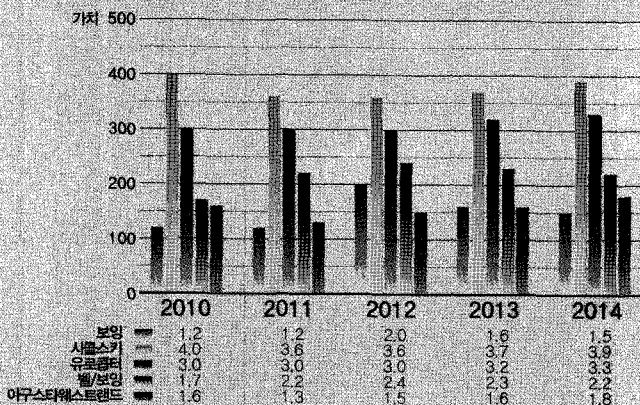


생산가치, 점유율(%) 2010-14




5년간 총 생산가치 : 799 억 달러

생산가치, 2010-14



생산가치, 점유율(%) 2010-14



5년간 총 생산가치 : 819억 달러