

# Responses of weed community and soil biota to cessation of fertilization

Jinu Eo\*

Department of Herbal Crop Research, Rural Development Administration, Eumseong 369-873, Korea

Nutrient availability is a critical component of agroecosystems, and is relevant to both above- and below- ground interactions. The principal objective of this study was to determine how the cessation of fertilization affects the communities of weeds and soil organisms in a corn/wheat field. Changes in dominant weed species, substrate-induced respiration, and the population density of nematodes and microarthropods were evaluated. Microbial substrate-induced respiration (SIR) and the population density of microarthropods decreased following the cessation of fertilization and were partly correlated with the aboveground weed biomass. The cessation of organic fertilizer application but continuing application of inorganic fertilizer reduced the population density of nematodes. In response to the cessation of fertilization, weed communities were dominated by species with little dependency on fertilization. *Amaranthus retroflexus* was identified as the most dominant species in the corn field; however, it was replaced by *Digitaria ciliaris* after the cessation of fertilization. In the wheat field, the cessation of fertilization led to a rapid reduction in the biomass of most weeds, except for *Vicia angustifolia*, supposedly as the result of symbiotic nitrogen fixation. Additionally, the fact that weed biomass was partially correlated with SIR or the population density of microarthropods may reflect a mutual feedback between soil organisms and weeds. The results indicate that the cessation of fertilization alters communities of weeds and soil organisms through changes in weed biomass and interactions with symbiotic microorganisms.

**Key words:** *Amaranthus retroflexus*, cessation of fertilization, *Digitaria ciliaris*, microarthropod, nematode, SIR, soil, weeds

## INTRODUCTION

Fertilization practices alter the aboveground ecosystem and the community of soil organisms via increased disturbances and changes in habitat. In conventional agroecosystems with considerable disturbance or high fertilizer input, the soil organisms with short life cycles reproduce rapidly, and frequently increase in population quite rapidly (Berkelmans et al. 2003), and repeated fertilization alters the composition of plant species and ameliorates weed diversity (Hobbs and Huenneke 1992, Yin et al. 2006). In low-input systems with reduced or organic fertilization, the populations of long-lived and slowly reproducing organisms tend to increase, and more diverse weed communities are detected (Berkelmans et al. 2003).

The importance of free-living soil organisms in relation to organic matter decomposition, nutrient cycling, and nutrient uptake by plants is being increasingly recognized. The population density, activity, and diversity of free-living soil organisms are generally correlated with the decomposition rate of organic matter (Bettiol et al. 2002). Bacteria and fungi perform important roles in the chemical breakdown of organic materials, and these microorganisms also constitute a source of nutrients in the process of nutrient cycling (Coleman et al. 2004). Nematodes and microarthropods comprise a vast majority of the micro- and mesofauna in soil (Coleman et al. 2004). Free-living nematodes are beneficial for the decomposition of organic matter and for nutrient recycling in soil

© This is an Open Access article distributed under the terms of the Creative Commons Attribution Non-Commercial License (<http://creativecommons.org/licenses/by-nc/3.0/>) which permits unrestricted non-commercial use, distribution, and reproduction in any medium, provided the original work is properly cited.

Received 17 June 2010, Accepted 08 September 2010

\*Corresponding Author

E-mail: [eojin@rda.go.kr](mailto:eojin@rda.go.kr)  
Tel: +82-43-871-5596

(Mikola and Sulkava 2001). Microarthropods, including collembola and mites, fragmentize plant residues (Filser 2002).

Plant community and diversity are driving forces that alter belowground ecosystems (Hooper and Vitousek 1997, De Deyn et al. 2004). Particularly, the weed community affects microflora, microfauna and mesofauna in the agroecosystem (Garrett et al. 2001, Queneherve et al. 2006), and frequently evidence symbiotic or antagonistic relationships with organisms in soil (Morgan et al. 2005). Considering the interaction between above- and belowground ecosystems, the response of the communities of weeds and soil organisms should be simultaneously investigated in order to evaluate the impacts of fertilization cessation on the system.

The principal objective of this study was to assess the effects of the cessation of fertilization on the communities of soil organisms and weeds. This study should provide useful insights into the interactions occurring between aboveground weed communities and belowground fauna in different soils harboring different levels and types of nutrients. The effect of the cessation of organic fertilization (CO) was also assessed in an effort to compare the results of this approach to that of the cessation of applying inorganic fertilizer. In order to obtain information regarding the impact of the external input of fertilizer, complete cessation of the input would be an effective alternative method.

## MATERIALS AND METHODS

### Site description

The experiments described herein were conducted between July 2004 and June 2006 in the Experimental Farm of the University of Tokyo (35°43' N, 139°32' E). The soil type was a Humic Andosol comprised of 29% sand, 38% silt, and 33% clay. The annual mean temperature is 15.9°C and the annual precipitation is 1,466 mm/y. Six treatments (3 fertilized and 3 ceased treatments) were tested. The following 3 treatments have been maintained since 1993, each treatment applied to a plot size of 8 m × 50 m: conventional fertilization (CF), reduced fertilization (RF), and organic fertilization (OF). These plots were managed under a 1-year double-cropping system with corn (*Zea mays* L.) and winter wheat (*Triticum aestivum* L.). At the beginning of the experiment in 2004, fertilized and fertilization-cessation plots were randomly produced in each large plot, with three replications (each

4 m × 5 m). The following 3 treatments were continued in the same place during the entirety of the experiment: cessation of conventional fertilization (CC), cessation of reduced fertilization (CR) and CO. The application of herbicide in wheat cultivation was halted in 2003.

### Experiment in the corn field

Inorganic NPK fertilizer was applied at a rate of 42 kg N/ha, 23 kg P/ha and 46 kg K/ha to the CF and RF plots before seeding. Additional fertilization was conducted via the application of the same amount of inorganic fertilizer as a top dressing to the CF plots on August 13, 2004 and August 17, 2005. The OF plots were treated in late June every year with composted manure (cow manure and plant straw), which contained (on average) 69% water and 2.3% nitrogen on a dry weight basis, at a rate of 80 t ha<sup>-1</sup> y<sup>-1</sup>. Corn (*Z. mays* L. cv. DK789) was sown in a row with a spacing of 71 cm × 17 cm on July 8, 2004 and July 2, 2005.

### Experiment in the wheat field

Inorganic NPK fertilizer was applied immediately prior to the seeding of winter wheat at a rate of 84 kg N/ha, 55 kg P/ha and 93 kg K/ha in the CF plots, and 50% of this amount was applied in the RF plots. On November 25, 2004 and November 18, 2005, winter wheat (*T. aestivum* L. cv. Kinunonami) was sown after rotary tillage at a rate of 39 kg/ha with row spacing of 18 cm.

### Sampling

The aboveground weed biomass was measured between October 2 and October 8 in the corn field and between June 1 and June 7 in the wheat field in both years. The biomass was estimated in 3 quadrants per plot, each having an area of 71 cm × 50 cm in corn and 54 cm × 50 cm in wheat. The weeds collected in each plot were cut at ground level and separated according to species. They were dried at 80°C, and their dry weights were measured.

In order to carry out evaluations of the soil organism populations, soil samples were collected on October 2, 2004 and October 1, 2005 from the corn field and on June 2, 2005 and June 3, 2006 from the wheat field. Interrow soil samples were collected from four places with a depth of 0-10 cm using a 4-cm-diameter boring sampler, and combined into a single composite sample for each plot.

### Soil organisms

The activity level of microorganisms was evaluated via the substrate-induced respiration (SIR) technique. Fresh soil equivalent to 10 g (dry-weight) was mixed with 20 mg of glucose and incubated at 22°C. The CO<sub>2</sub> evolved at between 2 and 4 h of incubation was measured with an infrared CO<sub>2</sub> analyzer (Model LX-720; Iijima, Tokyo, Japan). Nematodes were extracted from 10 g of fresh soil over 48 h using a Baermann funnel, then counted under a dissection microscope. Microarthropods, including mites and collembolan, were extracted over 48 h using a Tullgren funnel with a 2-mm mesh under fluorescent lamps.

## Statistical analysis

The effects of fertilization treatments were analysed via ANOVA followed by Tukey's test using SAS ver. 9.1 (SAS Institute Inc., Cary, NC, USA). The results of microbial SIR and the populations of nematodes and microarthropods were compared, and correlation coefficients between the aboveground weed biomass and the soil organisms were calculated.

## RESULTS

### Changes in weed community occurred due to the cessation of fertilization under corn cultivation

The effects of different fertilization treatments on weed community dynamics in corn are shown in Fig. 1. *Amaranthus retroflexus* and *Digitaria ciliaris* were the dominant species in this field, and *Echinochloa crus-galli*, *Portulaca oleracea*, *Eragrostis ferruginea*, and *Cyperus iria* were minor species. In 2004, the total quantity of the

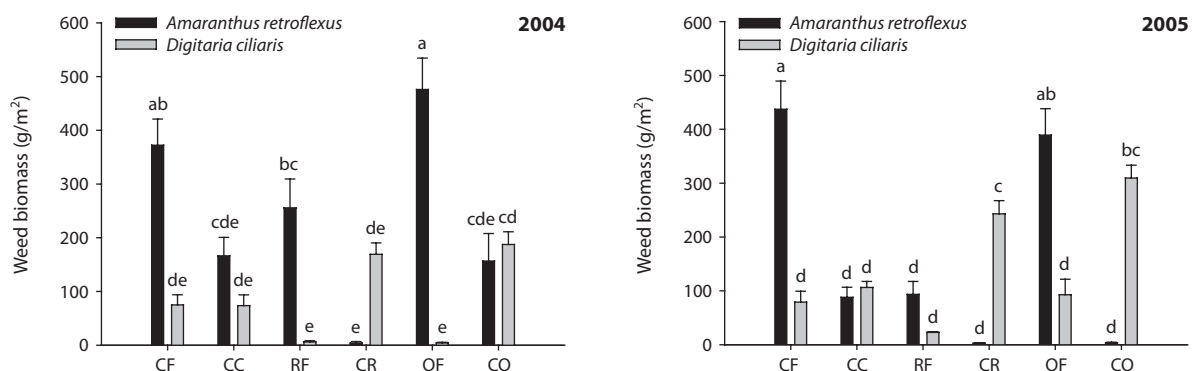
aboveground weed biomass was greater in the fertilized plots than in the fertilization-cessation plots, except in the OF plots. Obvious changes in the weed community were observed between *A. retroflexus* and *D. ciliaris*. A single species, *A. retroflexus*, accounted for 87% and 80% of the averaged total weed biomass of the 3 fertilized plots in 2004 and 2005, respectively. In all of the fertilization plots, the population of *A. retroflexus* decreased rapidly after the cessation of fertilization. In particular, in the CR and CO plots in 2005, the population of *A. retroflexus* was reduced to less than 2% of the total weed biomass. By way of contrast, *D. ciliaris* rapidly dominated the plots in which fertilization had been discontinued.

### Changes in weed community occurring due to the cessation of fertilization under wheat cultivation

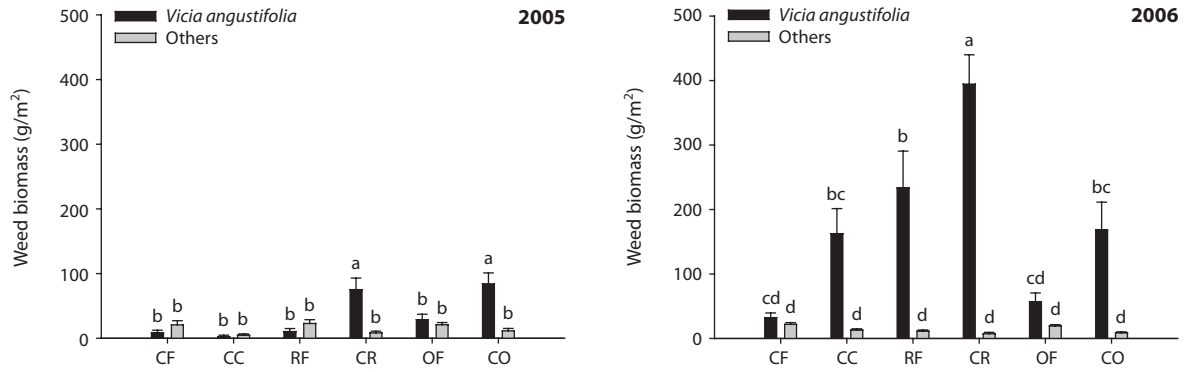
Weed communities in wheat were affected by the cessation of fertilization (Fig. 2). *Galium spurium*, *Lolium multiflorum*, *Stellaria aquatic*, and *Vicia angustifolia* were all observed. With the exception of *V. angustifolia*, the population of most of those weeds decreased following the cessation of fertilization. In plots in which fertilization was halted in 2006, *V. angustifolia* increased rapidly and comprised more than 93% of the total aboveground weed biomass.

### Changes in SIR and population density of nematodes and microarthropods

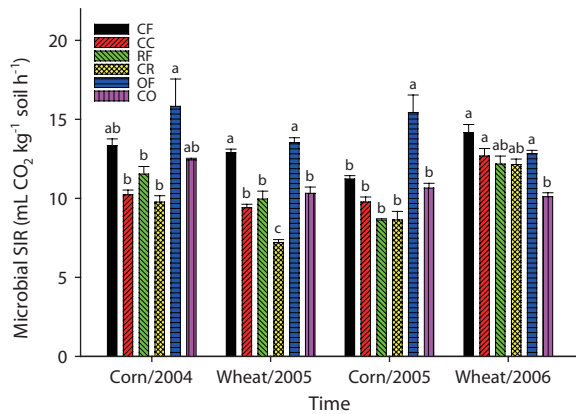
The overall microbial SIR decreased after the cessation of fertilization (Fig. 3). In the CC and CR plots, the population density of nematodes decreased after the ap-



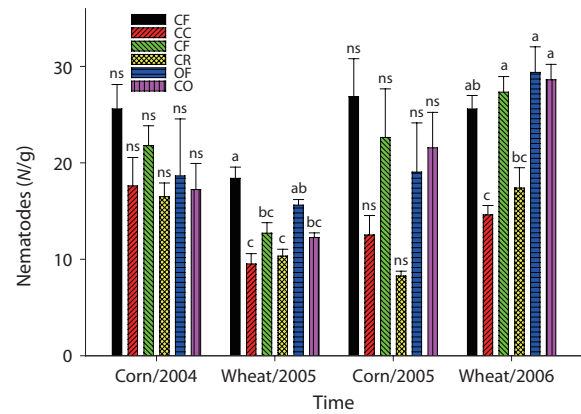
**Fig. 1.** Aboveground biomass of weeds in corn (g/m<sup>2</sup>). Error bar indicates the standard error of the mean, and means with the same letter are not significantly different according to Tukey's test ( $P > 0.05$ ). Soils: CF, conventional fertilization; CC, cessation of conventional fertilization; RF, reduced fertilization; CR, cessation of reduced fertilization; OF, organic fertilization; CO, cessation of organic fertilization.



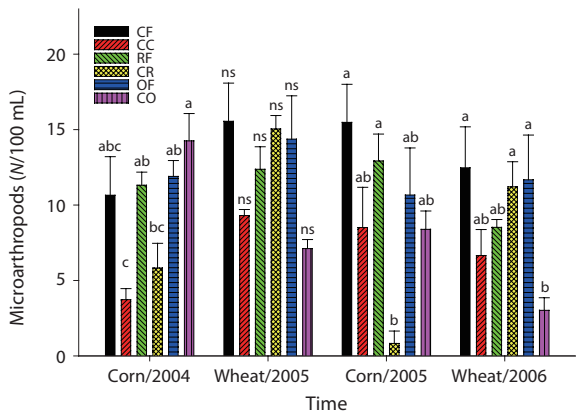
**Fig. 2.** Aboveground biomass of weeds in wheat (g/m<sup>2</sup>). Error bar indicates the standard error of the mean, and means with the same letter are not significantly different according to Tukey's test ( $P > 0.05$ ). CF, conventional fertilization; CC, cessation of conventional fertilization; RF, reduced fertilization; CR, cessation of reduced fertilization; OF, organic fertilization; CO, cessation of organic fertilization.



**Fig. 3.** Microbial substrate-induced respiration (SIR) affected by types and cessation of fertilization. Error bar indicates the standard error of the mean, and means with the same letter are not significantly different according to Tukey's test ( $P > 0.05$ ). CF, conventional fertilization; CC, cessation of conventional fertilization; RF, reduced fertilization; CR, cessation of reduced fertilization; OF, organic fertilization; CO, cessation of organic fertilization.



**Fig. 4.** Population density of nematodes. Error bar indicates the standard error of the mean, and means with the same letter are not significantly different according to Tukey's test ( $P > 0.05$ ). CF, conventional fertilization; CC, cessation of conventional fertilization; RF, reduced fertilization; CR, cessation of reduced fertilization; OF, organic fertilization; CO, cessation of organic fertilization; ns, not significant.



**Fig. 5.** Population density of microarthropods. Error bar indicates the standard error of the mean, and means with the same letter are not significantly different according to Tukey's test ( $P < 0.05$ ). CF, conventional fertilization; CC, cessation of conventional fertilization; RF, reduced fertilization; CR, cessation of reduced fertilization; OF, organic fertilization; CO, cessation of organic fertilization; ns, not significant.

plication of inorganic fertilizer ceased (Fig. 4). One result worth mentioning was that in the CO plots, the nematode population changed slightly after the cessation of organic fertilization. The population density of microarthropods was decreased somewhat after the application of organic or inorganic fertilizer ceased (Fig. 5). With regard to corn cultivation, the total aboveground weed biomass was correlated strongly with microbial SIR in both years. The aboveground weed biomass was positively correlated with the population density of microarthropods only in wheat cultivation in 2006 (Table 1).

## DISCUSSION

The infestation of *A. retroflexus* in corn was found herein to depend strongly on continued application of

fertilizer. After fertilization ceased, the population of *A. retroflexus* evidenced a relatively steep decline in the total aboveground biomass. Because *A. retroflexus* is a C4 plant and is nitrophilous, it evidences high efficiency in nitrogen use and exhibits a high photosynthetic rate, particularly at high leaf N contents (Sage and Pearcy 1987). It is capable of germinating at relatively low nitrogen levels, and its growth increases with increases in the level of soil nitrogen (Ghorbani et al. 1999). The population of *D. ciliaris* was observed to continue to increase rapidly after the cessation of fertilization. However, it seemed unlikely that *D. ciliaris* derived benefits from symbiotic organisms, as it was reported to be a nonlegume and a poorly mycorrhizal species (Chen et al. 2005). This weed species appeared to have the ability to dominate the field under low nutrient conditions. It has been suggested that after the cessation of fertilization, slow-growing nutrient-competitors replace fast-growing light-competitors owing to a reduction in the nutrient level (Olf and Bakker 1991).

In the wheat field, the most conspicuous change noted was the rapid increase in the population of *V. angustifolia*. With regard to the cause of rapid increases in the population of this weed species, it is possible that the growth of this weed was promoted by symbiotic microorganisms under low nutrient conditions. *V. angustifolia* is a legume distributed broadly throughout the Eurasian continent, and in our experimental field, nodules were noted on the surfaces of this weed's roots. Symbiotic nitrogen fixation may prove advantageous for the infestation of a leguminous weed under soil nutrient deficiency conditions (Leary et al. 2006).

The colonization of a specific plant may alter the belowground ecosystem (Keith et al. 2006, Pritekel et al. 2006). The composition of plant species is an important factor that impacts the development of nematode communities, and large populations of herbivorous and bacterivorous nematodes were detected under grasses and legumes, respectively (Viketoft et al. 2005). Different species of leguminous plants exerted different effects on the

abundance and constituencies of nematodes (Villenave et al. 2003, Hoschitz and Kaufmann 2004). However, it remained unclear whether soil organisms were influenced by plant specificity, and particularly by *V. angustifolia* or *D. ciliaris*.

No consistent trend in the effects of the cessation of fertilization on the responses of soil organisms were detected in this study. A reduction in the amount of fertilizer applied exerted inconsistent effects on soil organisms in previous studies. Reduced inorganic fertilizer input in a riparian field favoured the growth of microorganisms (Ettema et al. 1999), but eliminating the application of organic fertilizer negatively affected microorganism growth (Ritz et al. 1997). The cessation of fertilization exerted no effects on the soil microbial community of a meadow, and in a long-term experiment, the fungi/bacteria ratio was higher in the fertilization-cessation grasslands than in the fertilized grasslands (Bardgett and McAlister 1999). The reduced nutrient levels in the soil also affected the nematode communities (Smolik and Dodd 1983, Dmowska and Ilieva 1995), and the population density of total nematodes increased following the cessation of fertilization (Hanel 2003).

The strong correlation between the total aboveground weed biomass and microbial SIR in corn implied that the cessation of fertilization might affect microorganisms indirectly through changes in the weed community. Although no significant correlations were determined to exist between the population density of nematodes and the total aboveground weed biomass, the increase in living plant biomass can amplify the abundance of nematodes, and may be associated with the input of carbon to soil. Aboveground plant growth was correlated with nematode abundance and microbial biomass (Yeates et al. 2004). The reduction in aboveground productivity with an increase in time after the cessation of fertilization was found to coincide with a reduction in nematode population density (Olf and Bakker 1991). Herbivorous nematodes can be affected by food source quality when nutrient concentrations decreased and defensive com-

**Table 1.** Correlations of the total aboveground weed biomass with microbial SIR and the population densities of nematodes and microarthropods

	Corn/2004		Wheat/2005		Corn/2005		Wheat/2006	
	<i>r</i>	<i>P</i>	<i>r</i>	<i>P</i>	<i>r</i>	<i>P</i>	<i>r</i>	<i>P</i>
Microorganisms (SIR)	0.786	**	-0.228	ns	0.748	**	-0.256	ns
Nematodes	0.217	ns	-0.102	ns	0.340	ns	-0.357	ns
Microarthropods	0.252	ns	-0.257	ns	0.328	ns	0.488	*

The significance of the probability is as follows ( $N = 18$ ): \* $P < 0.05$ , \*\* $P < 0.01$  SIR, substrate-induced respiration; ns, not significant.



pounds increased under nutrient deficiency conditions (Verschoor et al. 2001). In wheat cultivation in 2006, it is worth noting that the population density of microarthropods was highest in the CR plots, despite the cessation of fertilization. The increased population appeared to have been affected by the feedback effect of the increased biomass of *V. angustifolia*. The correlation between the microarthropod population density and the aboveground weed biomass may support this suggestion.

In conclusion, the responses of weed communities to the cessation of fertilization between inorganic and OF systems were found to differ only slightly. The distribution of the weed community was governed by species that had adapted to low nutrient levels. It is difficult to come to any definitive conclusion regarding the effects of fertilization cessation on soil organisms, because so many different responses were observed. However, the total aboveground weed biomass in corn was fairly clearly correlated with microbial respiration and also partly correlated with the microarthropod population density. The mutual relationship between *V. angustifolia* and soil organisms results in the dominance of this weed in response to reduced nutrient availability. These results indicate that the cessation of fertilization is a driving force that induces active interactions between above- and below-ground ecosystems.

## ACKNOWLEDGMENTS

The author would like to thank Prof. Junko Yamagishi (the University of Tokyo) for her scientific advice and friendship, and also express gratitude to Kenichiro Ishikawa and Noboru Washizu (the University Farm of the University of Tokyo) for maintaining the experimental field.

## LITERATURE CITED

- Bardgett RD, McAlister E. 1999. The measurement of soil fungal: bacterial biomass ratios as an indicator of ecosystem self-regulation in temperate meadow grasslands. *Biol Fertil Soils* 29: 282-290.
- Berkelmans R, Ferris H, Tenuta M, Van Bruggen AHC. 2003. Effects of long-term crop management on nematode trophic levels other than plant feeders disappear after 1 year of disruptive soil management. *Appl Soil Ecol* 23: 223-235.
- Bettiol W, Ghini R, Galvão JAH, Ligo MAV, Mineiro JLC. 2002. Soil organisms in organic and conventional cropping systems. *Sci Agric* 59: 565-572.
- Chen X, Tang JJ, Zhi GY, Hu SJ. 2005. Arbuscular mycorrhizal colonization and phosphorus acquisition of plants: effects of coexisting plant species. *Appl Soil Ecol* 28: 259-269.
- Coleman DC, Crossley DA Jr, Hendrix PF. 2004. *Fundamentals of Soil Ecology*. 2<sup>nd</sup> ed. Academic Press, New York, NY, pp 98-101.
- De Deyn GB, Raaijmakers CE, Van der Putten WH. 2004. Plant community development is affected by nutrients and soil biota. *J Ecol* 92: 824-834.
- Dmowska E, Ilieva K. 1995. The effect of prolonged diverse mineral fertilization on nematodes inhabiting the rhizosphere of spring barley. *Eur J Soil Biol* 31: 189-198.
- Ettema CH, Lowrance R, Coleman DC. 1999. Riparian soil response to surface nitrogen input: temporal changes in denitrification, labile and microbial C and N pools, and bacterial and fungal respiration. *Soil Biol Biochem* 31: 1609-1624.
- Filser J. 2002. The role of collembola in carbon and nitrogen cycling in soil. *Pedobiologia* 46: 234-245.
- Garrett CJ, Crossley DA, Coleman DC, Hendrix PF, Kisselle KW, Potter RL. 2001. Impact of the rhizosphere on soil microarthropods in agroecosystems on the Georgia piedmont. *Appl Soil Ecol* 16: 141-148.
- Ghorbani R, Seel W, Leifert C. 1999. Effect of environmental factors on germination and emergence of *Amaranthus retroflexus*. *Weed Sci* 47: 505-510.
- Hanel L. 2003. Recovery of soil nematode populations from cropping stress by natural secondary succession to meadow land. *Appl Soil Ecol* 22: 255-270.
- Hobbs RJ, Huenneke LF. 1992. Disturbance, diversity and invasion: implications for conservation. *Conserv Biol* 6: 324-337.
- Hooper DU, Vitousek PM. 1997. The effects of plant composition and diversity on ecosystem processes. *Science* 277: 1302-1305.
- Hoschitz M, Kaufmann R. 2004. Nematode community composition in five alpine habitats. *Nematology* 6: 737-747.
- Keith AM, van der Wal R, Brooker RW, Osler GHR, Chapman SJ, Burslem DFRP. 2006. Birch invasion of heather moorland increases nematode diversity and trophic complexity. *Soil Biol Biochem* 38: 3421-3430.
- Leary JK, Hue NV, Singleton PW, Borthakur D. 2006. The major features of an infestation by the invasive weed legume gorse (*Ulex europaeus*) on volcanic soils in Hawaii. *Biol Fertil Soils* 42: 215-223.
- Mikola J, Sulkava P. 2001. Responses of microbial-feeding nematodes to organic matter distribution and preda-

- tion in experimental soil habitat. *Soil Biol Biochem* 33: 811-817.
- Morgan JAW, Bending GD, White PJ. 2005. Biological costs and benefits to plant-microbe interactions in the rhizosphere. *J Exp Bot* 56: 1729-1739.
- Oloff H, Bakker JP. 1991. Long-term dynamics of standing crop and species composition after the cessation of fertilizer application to mown grassland. *J Appl Ecol* 28: 1040-1052.
- Pritekel C, Whittmore-Olson A, Snow N, Moore JC. 2006. Impacts from invasive plant species and their control on the plant community and belowground ecosystem at Rocky Mountain National Park, USA. *Appl Soil Ecol* 32: 132-141.
- Queneherve P, Chabrier C, Auwerkerken A, Topart P, Martiny B, Marie-Luce S. 2006. Status of weeds as reservoirs of plant parasitic nematodes in banana fields in Martinique. *Crop Prot* 25: 860-867.
- Ritz K, Wheatley RE, Griffiths BS. 1997. Effects of animal manure application and crop plants upon size and activity of soil microbial biomass under organically grown spring barley. *Biol Fertil Soils* 24: 372-377.
- Sage RF, Pearcy RW. 1987. The nitrogen use efficiency of C-3 and C-4 plants. 1. Leaf nitrogen, growth, and biomass partitioning in *Chenopodium album* (L.) and *Amaranthus retroflexus* (L.). *Plant Physiol* 84: 954-958.
- Smolik JD, Dodd JL. 1983. Effect of water and nitrogen, and grazing on nematodes in a shortgrass prairie. *J Range Manag* 36: 744-748.
- Verschoor BC, de Goede RGM, de Vries FW, Brussaard L. 2001. Changes in the composition of the plant-feeding nematode community in grasslands after cessation of fertiliser application. *Appl Soil Ecol* 17: 1-17.
- Viketoft M, Palmborg C, Sohlenius B, Huss-Danell K, Bengtsson J. 2005. Plant species effects on soil nematode communities in experimental grasslands. *Appl Soil Ecol* 30: 90-103.
- Villenave C, Leye K, Chotte JL, Duponnois R. 2003. Nematofauna associated with exotic and native leguminous plant species in West Africa: effect of *Glomus intraradices* arbuscular mycorrhizal symbiosis. *Biol Fertil Soils* 38: 161-169.
- Yeates GW, Schipper LA, Smale MC. 2004. Site condition, fertility gradients and soil biological activity in a New Zealand frost-flat heathland. *Pedobiologia* 48: 129-137.
- Yin LC, Cai ZC, Zhong WH. 2006. Changes in weed community diversity of maize crops due to long-term fertilization. *Crop Prot* 25: 910-914.