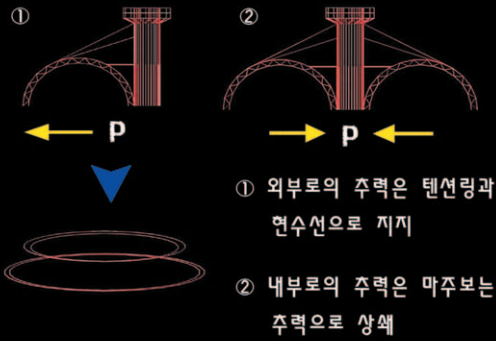


● PROCESS




# THE TOP FOUNTAINS

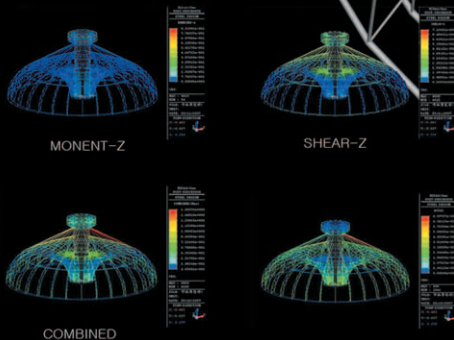
# OF ART

대지위치 : 대구광역시 수성구 대운동 413번지  
 용도지역 : 개발제한구역  
 건축면적 : 40,000 m<sup>2</sup>  
 구조 : 아치트러스와 현수를 결합한 대공간 복합구조체

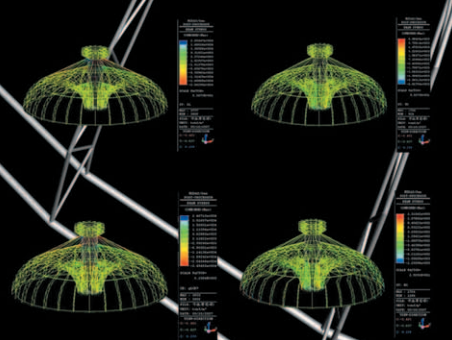
● 3D MAX MODELING



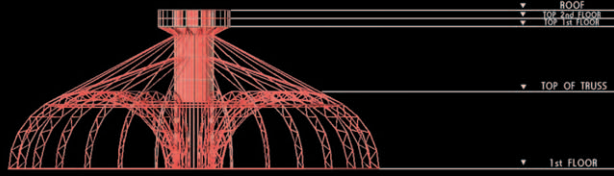
● STEEL DESIGN RESULT



● BEAM STRESSES



● FLOOR PLAN



TOP 1st, 2nd

- 상업시설  
(전망대, 식음료점 등)

1st FLOOR


- 공연장 및 전시장

● STEEL DESIGN ANALYSIS

BEAM DETAIL ANALYSIS



No. 4643




No. 3936




No. 2959



No. 2009



No. 1008



No. 786



No. 85

No. 4643



탑층

No. 3936



슬라브

No. 2959




텐션링

No. 2009



코어

No. 1008



트러스

No. 786



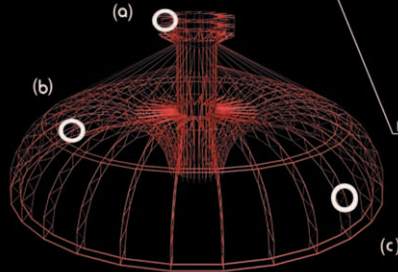
(a) 강점압



(b) 불점압



(c) 케이브점압



No. 85

DESIGN CODE CHECK

Design Parameters	Value	Unit	Limit
Design Load	1.2	kg/cm <sup>2</sup>	1.2
Design Moment	1.2	kg/cm <sup>2</sup>	1.2
Design Shear	1.2	kg/cm <sup>2</sup>	1.2
Design Axial	1.2	kg/cm <sup>2</sup>	1.2

Design Parameters	Value	Unit	Limit
Design Load	1.2	kg/cm <sup>2</sup>	1.2
Design Moment	1.2	kg/cm <sup>2</sup>	1.2
Design Shear	1.2	kg/cm <sup>2</sup>	1.2
Design Axial	1.2	kg/cm <sup>2</sup>	1.2

Design Parameters	Value	Unit	Limit
Design Load	1.2	kg/cm <sup>2</sup>	1.2
Design Moment	1.2	kg/cm <sup>2</sup>	1.2
Design Shear	1.2	kg/cm <sup>2</sup>	1.2
Design Axial	1.2	kg/cm <sup>2</sup>	1.2

Design Parameters	Value	Unit	Limit
Design Load	1.2	kg/cm <sup>2</sup>	1.2
Design Moment	1.2	kg/cm <sup>2</sup>	1.2
Design Shear	1.2	kg/cm <sup>2</sup>	1.2
Design Axial	1.2	kg/cm <sup>2</sup>	1.2

Design Parameters	Value	Unit	Limit
Design Load	1.2	kg/cm <sup>2</sup>	1.2
Design Moment	1.2	kg/cm <sup>2</sup>	1.2
Design Shear	1.2	kg/cm <sup>2</sup>	1.2
Design Axial	1.2	kg/cm <sup>2</sup>	1.2

Design Parameters	Value	Unit	Limit
Design Load	1.2	kg/cm <sup>2</sup>	1.2
Design Moment	1.2	kg/cm <sup>2</sup>	1.2
Design Shear	1.2	kg/cm <sup>2</sup>	1.2
Design Axial	1.2	kg/cm <sup>2</sup>	1.2

Design Parameters	Value	Unit	Limit
Design Load	1.2	kg/cm <sup>2</sup>	1.2
Design Moment	1.2	kg/cm <sup>2</sup>	1.2
Design Shear	1.2	kg/cm <sup>2</sup>	1.2
Design Axial	1.2	kg/cm <sup>2</sup>	1.2

The Top Fountains of Art