



세계곡물 가격 및 수급동향

1. 가

가 9 12

가 139.85

가 20

137.91 1.94

가

가

fund 가

가

가

가

(9 11)

(: %)

GULF

가

가

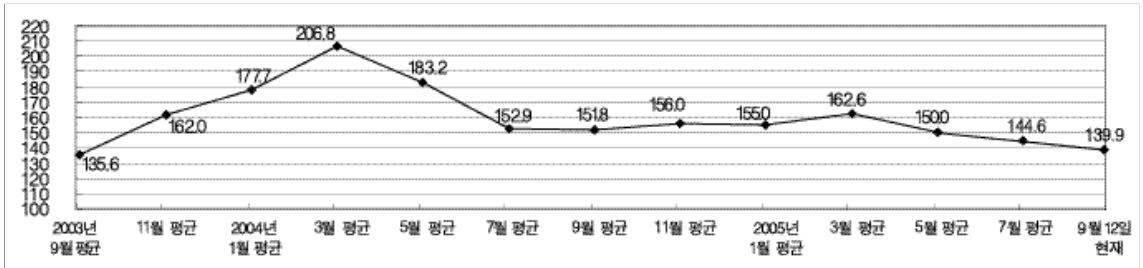
PNW

(Ocean Freight)

	2005.9.11	2005.9.4	2004.9.11	5
18	6	-	5	7

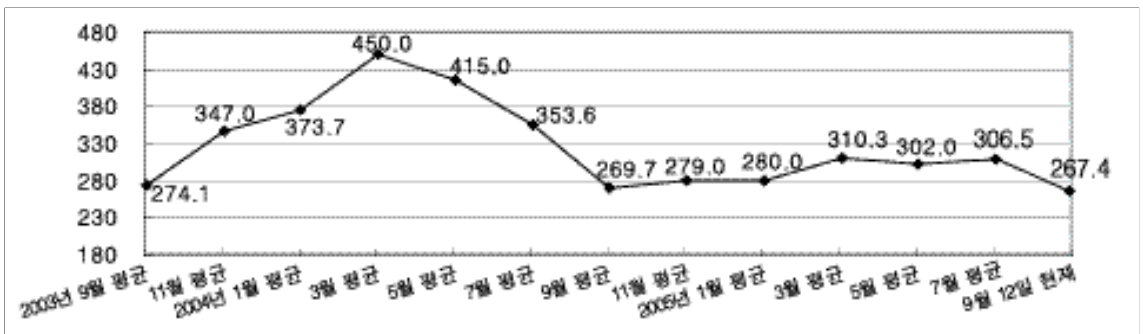
< 가 >

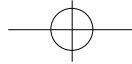
(: C&F US\$/MT)



< 가 >

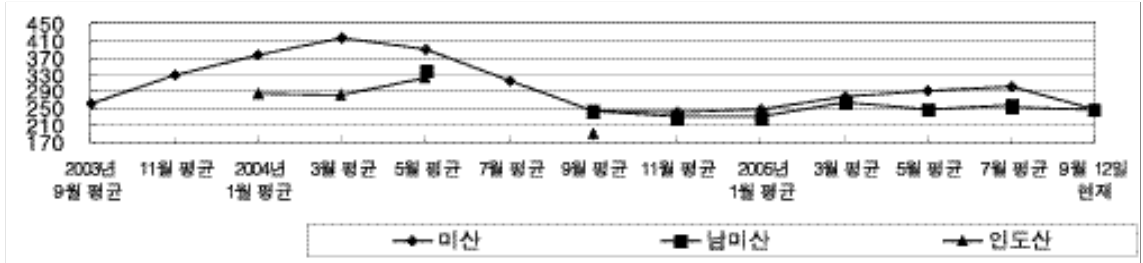
(: C&F US\$/MT)





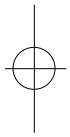
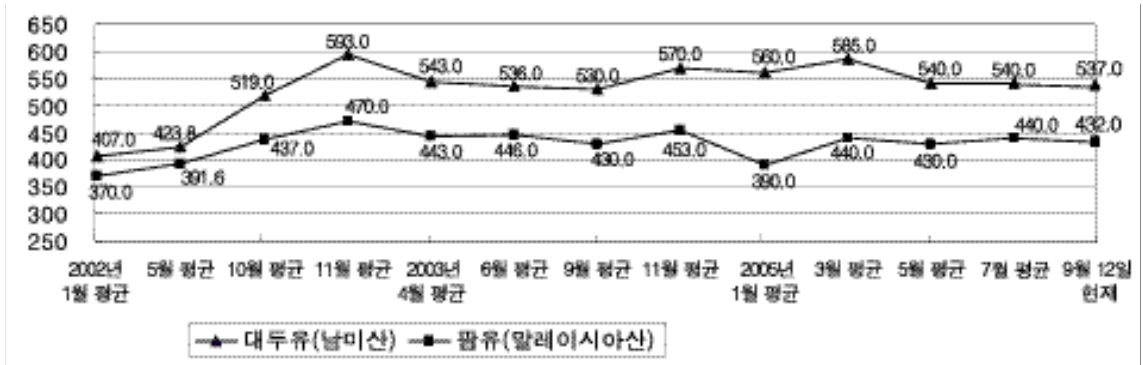
< 가 >

(: C&F US\$/MT)

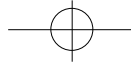


< 가 >

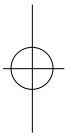
(: C&F US\$/MT)

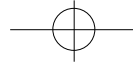


market 0.9%(830) 가 , 04/05
 가 Gulf 10 933 7.0%(7,040)
 Field trip 9 6,418
 가 9 5,968 0.5%(450)
 9 12 255.66 가 , 04/05 9 7,251
 270.16 14.5 0.9%(830)
 가 1 50 9,839
 2.0%(210) 가 ,
 04/05 1 93 0.4%(40)
 (1) 05/06 2 8,756
 2 7,978
 2.8%(780) 가 , 04/05 3
 05/06 9 3,897 1,945 10.0%(3,190)
 9 3,067 . 2 3,514



2 3,331 가 , 04/05 6 8,096
 0.9%(200) 가 , 04/05 2 0.1%(90) ,
 4,022 2.1%(510) 7,537 7,403
 , 5,597 1.8%(130) 가 ,
 5,457 2.6%(140) , 04/05 7,632 1.2%(90)
 04/05 5,135 9.0%(460) .
 가 . 05/06 2 7,023
 2 6,290
 2.8%(730) 가 , 04/05 2
 05/06 1 4,788 9,992 9.9%(2,970)
 1 4,358 .
 3.0%(430) , 04/05 1 7,259 2 2,086
 14.3%(2,470) 2 1,896 0.9%(190)
 . 13.9% 13.6% 가 , 04/05 2 2,455
 0.3% 가 , 04/05 16.1% 1.6%(370) , 5,080
 2.2% . 4,953
 05/06 5,744 2.6%(130) , 04/05 4,598
 5,271 10.5%(480) 가 .
 9.0%(470) 가 , 04/05 5,883
 2.4%(140) .
 19.7% 18.3% 05/06 1 1,177
 1.4% 가 , 04/05 20.2% 1 807
 0.5% . 3.4%(370) 가 , 04/05 1
 2,781 12.5%(1,600)
 (2) . 14.8% 14.4%
 0.4% 가 , 04/05 16.9%
 2.1% .
 05/06 6 6,349 05/06 5,281
 6 5,746 4,827
 0.9%(600) 가 , 04/05 7 9.4%(450) 가 , 04/05 5,398
 863 6.4%(4,510) . 2.2%(120) .
 6 8,003 19.4% 18.0%
 6 7,725 0.4%(280) 1.4% 가 , 04/05 20.0%



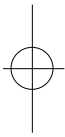


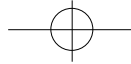
0.6% . 1.3%, 04/05 16.5% 0.6%

(3) 05/06 558
490 13.9%(70
) 가 , 04/05 803
05/06 2 1,672 30.5%(250) ,
6.9% 6.2% 0.7%

04/05 2 1,443 1.1%(230 가 , 04/05 10.0% 3.1%
) 가 . 2 1,518 .
2 1,376

0.7%(140) , 04/05 2 456 (4)
5.2%(1,060) 가 ,
6,768 6,688
1.2%(80) , 04/05 6,427 05/06 1 4,522
5.3%(340) 가 . 1 4,386
05/06 7,774 0.9%(140) , 04/05 1 3,769
7,596 5.5%(750) 가 .
2.3%(180) 가 , 04/05 8,548 1 4,436
9.1%(770) . 1 4,336 0.7%(100) ,
4,995 04/05 1 3,681 5.5%(760
4,951 0.9%(40) 가) 가 , 4,785
, 04/05 5,085 1.8%(90 4,750
) , 3,035 0.7%(40) , 04/05 4,631
2,980 3.3%(150) 가 .
1.8%(60) , 04/05 2,980 05/06 3,636
1.8%(60) 가 . 3,604
0.9%(30) 가 , 04/05 3,686
1.4%(50) .
05/06 4,492 3,071
4,827 3,053 0.6%(20) , 04/05
6.9%(340) , 04/05 4,446 3,030 1.4%(40) 가
1.0%(50) 가 , , 581
15.9% 17.2% 567 2.5%(10) , 04/05





	05/06.9(A)	77.74	49.95	30.35	5.58	6.9
	05/06.8(B)	75.96	49.51	29.80	4.90	6.2
	04/05(C)	85.48	50.85	29.80	8.03	10.0
	(A/B)	2.3	0.9	1.8	13.9	
	(A/C)	-9.1	-1.8	1.8	-30.5	
	05/06.9(A)	145.22	144.36	47.85	4.25	2.2
	05/06.8(B)	143.86	143.36	47.50	4.02	2.1
	04/05(C)	137.69	136.81	46.31	3.99	2.2
	(A/B)	0.9	0.7	0.7	5.7	
	(A/C)	5.5	5.5	3.3	6.5	
	05/06.9(A)	36.36	30.71	5.81	0.23	0.6
	05/06.8(B)	36.04	30.53	5.67	0.23	0.6
	04/05(C)	36.86	30.30	6.62	0.24	0.7
	(A/B)	0.9	0.6	2.5	0.0	
	(A/C)	-1.4	1.4	-12.2	-4.2	

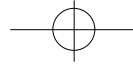
(:)

	05/06		04/05		A/B	A/C
	05. 9(A)	04. 8(B)	04. 9(C)	04. 8		
	172.59	172.59	135.78	135.78	100.00	127.11
	938.97	930.67	1,009.33	1,009.33	100.89	93.03
	98.09	96.31	98.54	98.54	101.85	99.54
	1,209.65	1,199.57	1,243.65	1,243.65	100.84	97.27
	964.18	959.68	972.51	972.51	100.47	99.14
	624.31	620.95	636.44	636.44	100.54	98.09
	339.87	338.73	336.07	336.07	100.34	101.13
	100.50	98.39	100.93	100.93	102.14	99.57
	1,064.68	1,058.07	1,073.44	1,073.44	100.62	99.18
	147.88	143.58	172.59	172.59	102.99	85.68
(%)	13.89%	13.57%	16.08%	16.08%		

(:)

	05/06		04/05		A/B	A/C
	05. 9(A)	04. 8(B)	04. 9(C)	04. 8		
	58.83	58.45	28.76	28.76	100.65	204.55
	287.56	297.78	319.45	319.45	102.78	90.02
	2.15	2.15	2.18	2.18	100.00	98.62
	348.54	340.38	350.39	350.39	102.40	99.47
	235.14	233.11	240.22	240.22	100.87	97.89
	156.54	154.50	166.10	166.10	101.32	94.24
	78.60	78.61	74.12	74.12	99.99	106.04
	55.97	54.57	51.35	51.35	102.57	109.00
	291.11	287.68	291.57	291.57	101.19	99.84
	57.44	52.71	58.83	58.83	108.97	97.64
(%)	19.73%	18.32%	20.18%	20.18%		





EU

(:)

	05/06		04/05		A/B	A/C
	05. 9(A)	04. 8(B)	04. 9(C)	04. 8		
	22.41	22.41	12.56	12.56	100.00	178.42
	130.29	130.29	150.58	150.58	100.00	86.53
	3.14	3.14	3.11	3.11	100.00	100.96
	155.84	155.84	166.25	166.25	100.00	93.74
	134.67	134.67	139.64	139.64	100.00	96.44
	101.33	101.33	106.26	106.26	100.00	95.36
	33.34	33.44	33.38	33.38	100.00	99.88
	5.16	5.16	4.20	4.20	100.00	122.86
	139.83	139.83	143.84	143.84	100.00	97.21
	16.01	16.01	22.41	22.41	100.00	71.44
(%)	11.45%	11.45%	15.58%	15.58%		

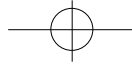
(:)

	05/06		04/05		A/B	A/C
	05. 9(A)	04. 8(B)	04. 9(C)	04. 8		
	127.81	127.86	100.13	100.13	99.66	127.64
	663.49	657.46	708.63	708.63	100.92	93.63
	74.51	73.17	74.69	74.69	101.83	99.76
	865.81	858.49	883.45	883.45	100.85	98.00
	680.03	677.25	680.96	680.96	100.41	99.86
	461.90	459.62	467.59	467.59	100.50	98.78
	218.13	217.63	213.37	213.37	100.23	102.23
	75.37	74.03	76.32	76.32	101.81	98.76
	755.40	751.28	757.28	757.28	100.55	99.75
	111.77	108.07	127.81	127.81	103.42	87.45
(%)	14.80%	14.38%	16.88%	16.88%		

(:)

	05/06		04/05		A/B	A/C
	05. 9(A)	04. 8(B)	04. 9(C)	04. 8		
	53.99	53.60	24.34	24.34	100.73	221.82
	270.23	262.90	299.92	299.92	102.79	90.10
	0.25	0.25	0.25	0.25	100.00	100.00
	324.47	316.75	324.51	324.51	102.44	99.99
	220.86	218.96	224.55	224.55	100.87	98.36
	147.96	146.06	156.22	156.22	101.30	94.71
	72.90	72.90	68.33	68.33	100.00	106.69
	50.80	49.53	45.98	45.98	102.56	110.48
	271.66	268.49	270.53	270.53	101.18	100.42
	52.81	48.27	53.98	53.98	109.41	97.83
(%)	19.44%	17.98%	19.95%	19.95%		





EU

(:)

	05/06		04/05		A/B	A/C
	05. 9(A)	04. 8(B)	04. 9(C)	04. 8		
	6.32	6.32	3.17	3.17	100.00	199.37
	47.65	47.65	53.35	53.35	100.00	89.32
	2.50	2.50	2.50	2.50	100.00	100.00
	56.47	56.47	59.02	59.02	100.00	95.68
	51.10	51.10	52.50	52.50	100.00	97.33
	40.50	40.50	41.70	41.70	100.00	97.12
	10.60	10.60	10.80	10.80	100.00	98.15
	0.60	0.60	0.20	0.20	100.00	300.00
	51.70	51.70	52.70	52.70	100.00	98.10
	4.76	4.76	6.32	6.32	100.00	75.32
(%)	9.21%	9.21%	11.99%	11.99%		

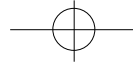
(:)

	05/06		04/05		A/B	A/C
	05. 9(A)	04. 8(B)	04. 9(C)	04. 8		
	36.40	36.45	44.85	44.85	99.86	81.16
	127.00	127.00	130.00	130.00	100.00	97.69
	0.20	0.20	0.05	0.05	100.00	400.00
	163.60	163.65	174.90	174.90	99.97	93.54
	134.00	134.00	131.50	131.50	100.00	101.90
	100.00	100.00	98.50	98.50	100.00	101.52
	34.00	34.00	33.00	33.00	100.00	103.03
	3.00	3.00	7.00	7.00	100.00	42.86
	137.00	137.00	138.50	138.50	100.00	98.92
	26.60	26.65	36.40	36.40	99.81	73.08
(%)	19.42%	19.45%	26.28%	26.28%		

(:)

	05/06		04/05		A/B	A/C
	05. 9(A)	04. 8(B)	04. 9(C)	04. 8		
	147.96	148.36	131.06	131.06	99.73	112.89
	610.26	610.33	624.19	624.19	99.99	97.77
	106.89	105.94	108.82	108.82	100.90	98.23
	865.11	864.63	864.07	864.07	100.06	100.12
	618.56	617.24	607.29	607.29	100.21	101.86
	112.54	112.24	106.22	106.22	100.27	105.95
	506.02	505.00	501.07	501.07	100.20	100.99
	109.76	108.78	108.79	108.79	100.90	100.89
	728.32	726.02	716.08	716.08	100.32	101.71
	139.66	141.45	147.96	147.96	98.73	94.39
(%)	19.18%	19.48%	20.66%	20.66%		





(:)

	05/06		04/05		A/B	A/C
	05. 9(A)	04. 8(B)	04. 9(C)	04. 8		
	3.99	4.01	3.68	3.68	99.50	108.42
	145.22	143.86	137.69	137.69	100.95	105.47
	47.25	47.00	45.75	45.75	100.53	103.28
	196.46	194.87	187.12	187.12	100.82	104.99
	144.36	143.36	136.81	136.81	100.70	105.52
	144.36	143.36	136.81	136.81	100.70	105.52
	0.00	0.00	0.00	0.00		
	47.85	47.50	46.31	46.31	100.74	103.33
	192.21	190.86	183.12	183.12	100.71	104.96
	4.25	4.02	3.99	3.99	105.72	106.52
(%)	2.21%	2.11%	2.18%	2.18%		

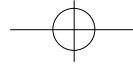
(:)

	05/06		04/05		A/B	A/C
	05. 9(A)	04. 8(B)	04. 9(C)	04. 8		
	0.24	0.24	0.19	0.19	100.00	126.32
	36.36	36.04	36.86	36.86	100.89	98.64
	0.15	0.15	0.10	0.10	100.00	150.00
	36.75	36.43	37.15	37.15	100.88	98.92
	30.71	30.53	30.30	30.30	100.59	101.35
	30.71	30.53	30.30	30.30	100.59	101.35
	0.00	0.00	0.00	0.00		
	5.81	5.67	6.62	6.62	102.47	87.76
	36.52	36.20	36.92	36.92	100.88	98.92
	0.23	0.23	0.24	0.24	100.00	95.83
(%)	0.63%	0.64%	0.65%	0.65%		

(:)

	05/06		04/05		A/B	A/C
	05. 9(A)	04. 8(B)	04. 9(C)	04. 8		
	0.54	0.48	0.78	0.78	112.50	69.23
	24.36	24.60	22.59	22.59	99.02	107.84
	0.10	0.10	0.20	0.20	100.00	50.00
	25.00	25.18	23.57	23.57	99.29	106.07
	9.00	9.40	8.40	8.40	95.74	107.14
	9.00	9.40	8.40	8.40	95.74	107.14
	0.00	0.00	0.00	0.00		
	15.26	15.26	14.63	14.63	100.00	104.31
	24.26	24.66	23.03	23.03	98.38	105.34
	0.74	0.53	0.54	0.54	139.62	137.04
(%)	3.05%	2.15%	2.34%	2.34%		





(:)

	05/06		04/05		A/B	A/C
	05. 9(A)	04. 8(B)	04. 9(C)	04. 8		
	0.89	0.95	0.54	0.54	93.68	164.81
	21.78	21.51	20.91	20.91	101.26	104.16
	0.00	0.00	0.00	0.00		
	22.67	22.46	21.45	21.45	100.93	105.69
	0.90	0.90	0.76	0.76	100.00	118.42
	0.90	0.90	0.76	0.76	100.00	118.42
	0.00	0.00	0.00	0.00		
	20.82	20.67	19.79	19.79	100.73	105.20
	21.72	21.57	20.55	20.55	100.70	105.69
	0.95	0.89	0.89	0.89	106.74	106.74
(%)	4.37%	4.13%	4.33%	4.33%		

