

## Studies on the Total Synthesis of Amphidinolide O. A Stereoselective Synthesis of C3-C11 Fragment

Jin-Hyun Pang, Young-Jin Ham, and Duck-Hyung Lee\*

Department of Chemistry, Sogang University, Shinsoo-dong 1, Mapo-gu, Seoul 121-742, Korea

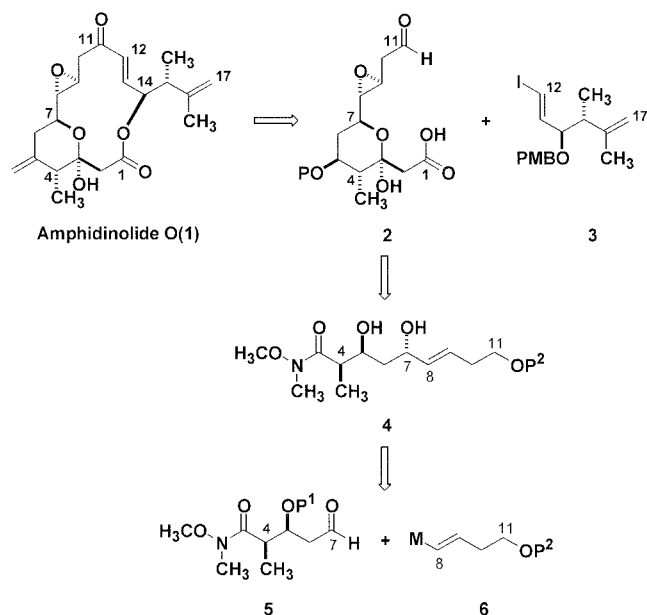
Received March 25, 2003

**Key Words :** Amphidinolide O. Cytotoxic macrolide. Stereoselective synthesis. Diastereoselective *syn*-aldol reaction. 1,3-*anti*-Selective reduction of  $\beta$ -hydroxy ketone

The amphidinolides were isolated from the marine dinoflagellate *Amphidinium* sp., and Amphidinolide O (**1**) displayed potent *in vitro* cytotoxicity against L1210 marine leukemia cells and human epidermoid carcinoma KB cells ( $IC_{50}$ : 1.7 and 3.6  $\mu$ g/mL, respectively).<sup>1</sup> Until now, the total synthesis of amphidinolide J,<sup>2</sup> K,<sup>3</sup> and P<sup>4</sup> were reported by Williams' group, and many synthetic studies for amphidinolide A,<sup>5</sup> B,<sup>6</sup> C,<sup>7</sup> G,<sup>8</sup> H,<sup>8</sup> and L<sup>8,9</sup> have been published. Recently, the synthesis of C12-C17 fragment **3** of amphidinolide O (**1**) was reported in this laboratory<sup>10</sup> and we describe herein the diastereoselective synthesis of the other C3-C11 fragment **20** of amphidinolide O (**1**).

The retrosynthetic analysis of amphidinolide O (**1**) led to the C1-C11 fragment **2** and C12-C17 fragment **3** through cleavage of C1-O and C11-C12 bond (Scheme 1) as proposed in the our paper.<sup>10</sup> The hemiketal moiety of fragment **2** was expected from the Weinreb amide **4**, and the coupling reaction of an aldehyde **5** and vinyl organometallic compound **6** would provide the Weinreb amide **4**. The amide **5** should be easily available *via* Evans asymmetric *syn*-aldol protocol.

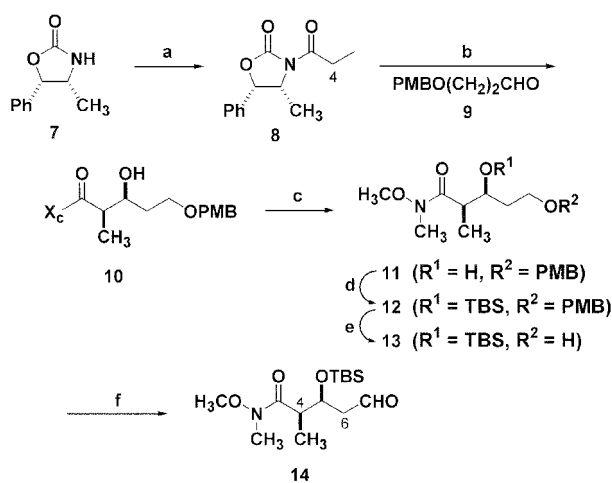
First, Evans oxazolidinone **7** was treated successively with



**Scheme 1.** Retrosynthetic Analysis of Amphidinolide O (**1**).

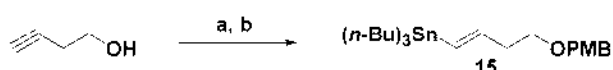
*n*-BuLi (1.05 equiv.) and propionyl chloride (1.3 equiv.) to afford the carboximide **8** in 85% yield (Scheme 2).<sup>11</sup> Enolization of **8** with  $TiCl_4$  (1.05 equiv.) and Hunig's base (1.15 equiv.) was followed by reaction with the aldehyde **9** to provide the *syn*-aldol product **10** with high diastereoselectivity ( $>97:3$  by NMR analysis).<sup>12</sup> The aldehyde **9** was prepared in two steps from 1,3-propanediol *via* selective protection of one primary alcohol with *p*-methoxybenzyl chloride and Swern oxidation of the remaining primary alcohol.<sup>13</sup> The *syn*-aldol product **10** was successively treated with *N,O*-dimethylhydroxylamine hydrochloride (5.0 equiv.) and  $Al(Me)_3$  (5.0 equiv.) to give the Weinreb amide **11** in 90% yield.<sup>14</sup> Purification of **11** was facilitated by efficient crystallization of the recyclable oxazolidinone auxiliary **7** (80-90%) from the reaction mixture. The hydroxyl group of **11** was then treated with TBSOTf (1.2 equiv.) and 2,6-lutidine (2.0 equiv.) to provide the TBS ether **12** in 92% yield<sup>15</sup> and the PMB group of **12** was deprotected with 10% Pd-C in ethyl acetate and ethanol at room temperature in 88% yield.<sup>16</sup> And the primary alcohol **13** was oxidized by Swern protocol into the aldehyde **14** in 85% yield.<sup>17</sup>

Next, the vinyl stannane **15** was prepared from 3-butyln-1-



**Scheme 2.** Synthesis of C1-C11 fragment of amphidinolide O. (a) *n*-BuLi,  $CH_3CH_2COCl$ , THF,  $-78^\circ C$ , 30 min, 85%; (b)  $TiCl_4$ , *i*-Pr<sub>2</sub>NEt,  $0^\circ C$ , 1 h; **9**,  $CH_2Cl_2$ ,  $-78^\circ C$ , 1 h, then  $-40^\circ C$ , 1 h, 70%; (c)  $HN(CH_3)_2OCH_3 \cdot HCl$ ,  $AlMe_3$ , THF, rt, 5 h, 90%; (d) TBSOTf, 2,6-lutidine,  $CH_2Cl_2$ ,  $0^\circ C$ , 30 min, 92%; (e)  $H_2$ , 10% Pd/C, EtOAc/EtOH (1:1), rt, 12 h, 88%; (f)  $(COCl)_2$ , DMSO, TEA,  $CH_2Cl_2$ ,  $-78^\circ C$ , 1 h, 85%.

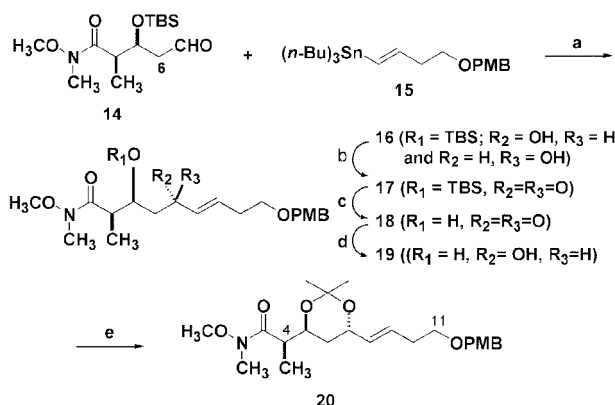
\*Corresponding author. E-mail: dhlee@ccs.sogang.ac.kr



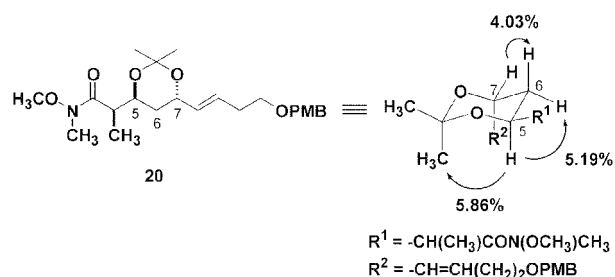
**Scheme 3.** Synthesis of Tin Reagent **15**. (a) NaH, DMF, 0 °C, 30 min; PMBCl, rt, 1 d, 70%; (b) (*n*-Bu)<sub>3</sub>SnH, AIBN, toluene, 130 °C, 2 h, 70%.

ol in two step sequences (Scheme 3): PMB protection of alcohol with *p*-methoxybenzyl chloride (1.0 equiv.) in DMF<sup>18a</sup> and hydrostannylation of the alkyne moiety with *n*-tributyltin hydride (1.5 equiv.) in the presence of a catalytic amount of AIBN.<sup>18b</sup>

And the vinyl stannane **15** was lithiated with *n*-BuLi (1.5 equiv.) at -40 °C for 1 h and the resulting lithium reagent was added to the aldehyde **14** to furnish the diastereomeric mixtures of secondary alcohols **16** in 70% yield (Scheme 4).<sup>19</sup> The alcohols **16** were oxidized with Dess-Martin periodinane (1.3 equiv.) to give the ketone **17** in 84% yield,<sup>20</sup> while oxidation of **16** with PCC or PDC resulted in significant isomerization at the  $\alpha$ -chiral center. Desilylation of the ketone **17** was achieved by 48% aqueous HF in acetonitrile (5 : 95 v/v) at 0 °C, leading to  $\beta$ -hydroxy ketone **18** in 65% yield. A hydroxyl group-directed 1,3-*anti*-reduction of **18** with NaBH(OAc)<sub>3</sub> (1.5 equiv.) provided the 1,3-*anti*-diol **19** in 72% yield with moderate 1,3-stereoselectivity (84:16).<sup>21</sup> The diol **19** was then treated with 2,2-dimethoxypropane (10.0 equiv.) in the presence of a catalytic amount of PPTS to give the acetonide **20** in 65% yield.



**Scheme 4.** Synthesis of C3-C11 fragment of amphidinolide O. (a) *n*-BuLi, THF, -78 °C, 20 min, then -40 °C, 40 min; (E)-Bu<sub>3</sub>SnCH=CH(CH<sub>2</sub>)<sub>2</sub>OPMB (**15**), 70%; (b) DMP, CH<sub>2</sub>Cl<sub>2</sub>, rt, 12 h, 84%; (c) 48% aq. HF/MeCN (5 : 95), 0 °C, 2 h, 65%; (d) NaBH(OAc)<sub>3</sub>, EtOAc, rt, 12 h, 72%; (e) Me<sub>2</sub>C(OMe)<sub>2</sub>, PPTS, CH<sub>2</sub>Cl<sub>2</sub>, rt, 12 h, 65%.



**Scheme 5.** Determination of relative stereochemistry of 1,3-*anti* acetonide **20**.

The relative stereochemistries of 1,3-*anti* diol **19** and the acetonide **20** were determined unambiguously from <sup>1</sup>H NOE difference spectroscopy of the acetonide **20**. As shown in Scheme 5, NOSEY correlations were observed between C<sub>5</sub>-*axial* H and C<sub>6</sub>-*equatorial* H (5.19%), C<sub>6</sub>-*axial* H and C<sub>7</sub>-*equatorial* H (4.03%), and C<sub>5</sub>-*axial* H and *axial* methyl group (5.86%), which confirm the *anti* relationship between C<sub>5</sub>-H and C<sub>7</sub>-H.

In summary, Weinreb amide **20**, the C3-C11 fragment of *Amphidinolide O* (**1**), was prepared stereoselectively via 11 step sequences in 4.0% overall yield.

**Acknowledgement.** This research was assisted financially by Korea Science and Engineering Foundation (R01-2000-000-00048-0).

## References

- Ishibashi, M.; Takahashi, M.; Kobayashi, J. *J. Org. Chem.* **1995**, *60*, 6022-6066.
- Williams, D. R.; Kissel, W. S. *J. Am. Chem. Soc.* **1998**, *120*, 11198-11199.
- Williams, D. R.; Meyer, K. G. In *Abstracts of Papers*, 218th National Meeting of the American Chemical Society; American Chemical Society: Washington, DC, 1999; ORGN-578.
- Williams, D. R.; Myers, B. J.; Mi, L. *Org. Lett.* **2000**, *2*, 945-948.
- (a) Hollingworth, G. J.; Pattenden, G. *Tetrahedron Lett.* **1998**, *39*, 703-706. (b) Terrell, L. R.; Ward III, J. S.; Maleczka Jr, R. E. *Tetrahedron Lett.* **1999**, *40*, 3097-3100.
- (a) Lee, D. H.; Lee, S. W. *Tetrahedron Lett.* **1997**, *38*, 7909-7910. (b) Lee, D. H.; Rho, M. D. *Tetrahedron Lett.* **2000**, *41*, 2573-2576 and references therein.
- Ishiyama, H.; Ishibashi, M.; Kobayashi, J. *Chem. Pharm. Bull.* **1996**, *44*, 1819-1822.
- (a) Chakraborty, T. K.; Suresh, V. R. *Tetrahedron Lett.* **1998**, *39*, 9109-9112. (b) Chakraborty, T. K.; Suresh, V. R. *Tetrahedron Lett.* **1998**, *39*, 7775-7778.
- Kobayashi, J.; Hatakeyama, A.; Tsuda, M. *Tetrahedron* **1998**, *54*, 697-704.
- Pang, J. H.; Lee, D. H. *Bull. Korean Chem. Soc.* **2002**, *23*, 1173-1176.
- Evans, D. A.; Ennis, M. D.; Mather, D. J. *J. Am. Chem. Soc.* **1982**, *104*, 1737-1739.
- (a) Mapp, A. K.; Heathcock, C. H. *J. Org. Chem.* **1999**, *64*, 23-27. (b) Evans, D. A.; Kaldor, S. W.; Jones, T. K.; Cardy, J.; Stout, T. J. *J. Am. Chem. Soc.* **1990**, *112*, 7001-7031.
- (a) Rorig, K.; Johnston, D.; Hamilton, R.; Telinski, T. J. *Org. Synth., Coll. Vol. II*; **1963**, 576-579. (b) Urbanek, R. A.; Sabes, S. F.; Forsyth, C. J. *J. Am. Chem. Soc.* **1998**, *120*, 2523-2533.
- Jones, T. K.; Reamer, R. A.; Desmond, R.; Mills, S. G. *J. Am. Chem. Soc.* **1990**, *112*, 2998-3017.
- Corey, E. J.; Cho, H.; Rucker, C.; Hua, D. H. *Tetrahedron Lett.* **1981**, *22*, 3455-3458.
- Horita, K.; Yoshioka, T.; Tanaka, T.; Oikawa, Y.; Yonemitsu, O. *Tetrahedron* **1986**, *42*, 3021-3028.
- Mancuso, A. J.; Swern, D. *Synthesis* **1981**, 165-196.
- (a) Urbanek, R. A.; Sabes, S. F.; Forsyth, C. J. *J. Am. Chem. Soc.* **1998**, *120*, 2523-2533. (b) Chen, S.-M. L.; Schaub, R. E.; Grudzinskas, C. V. *J. Org. Chem.* **1978**, *43*, 3450-3454.
- Nicolaou, K. C.; Webber, S. E. *Synthesis* **1986**, 453-462.
- Dess, D. B.; Martin, J. C. *J. Org. Chem.* **1983**, *48*, 4155-4156.
- Sksena, A. K.; Mangiaracina, P. *Tetrahedron Lett.* **1983**, *24*, 273-276.