

## EFFECTS OF H<sub>2</sub>O<sub>2</sub>, TURBIDITY AND METALS ON SONOCHEMICAL DECOMPOSITION OF HUMIC SUBSTANCES IN WASTEWATER EFFLUENT

Il-Kyu Kim

Division of Environmental Systems Engineering,  
Pukyong National University, Busan, Korea 608-737

### Abstract

The sonochemical process has been applied as a treatment method to investigate its effect on the decomposition of humic substances (HS). The reaction kinetics and mechanisms in the process of sonochemical treatment for humic substances in wastewater have also been discussed. It was observed that the metal ions such Fe(II) and Mn(II) showed catalytic effects, while Al(III), Ca(II), and Mg(II) had inhibitory effects on the decomposition of humic substances in sonochemical reaction with hydrogen peroxide. Experimental results also showed factors such as hydrogen peroxide dose affected the formation of disinfection by-products. Two trihalomethanes, chloroform and dichlorobromomethane were formed as major disinfection by-products during chlorination. The depolymerization and the radical reaction of HS radicals appear to occur simultaneously. The final step of the reaction is the conversion of organic acids to carbon dioxide.

**Keywords** : sonochemical , ultrasound, humic substances, advanced oxidation process, hydroxy radical

### INTRODUCTION

The excellent ability of a chlorine disinfection process (and other oxidation processes as well) to inactivate harmful microorganisms is clouded by the potentially toxic by-products formed during disinfection. In the 1970s chloroform, a trihalomethane (THM) produced during chlorination, was shown to be a carcinogen in mice and rats.<sup>(1)</sup> THMs were the first class of halogenated disinfection by-products (DBPs) identified in finished drinking water.<sup>(2)</sup> In 1975 the U.S. Environmental Protection Agency (EPA) began preliminary investigations into the health treat posed by DBPs, these investigations led to

the regulation of THMs in drinking water in 1979.

Since those initial regulations took effect, a great deal of research has been focused on finding the best balance between the risk minimization from both waterborne pathogens and carcinogenic DBPs. The initial efforts to control DBPs fell into two categories. The first was the use of alternate disinfectants such as ozone. However, it was soon realized that each new disinfectant produced alternative DBPs. The main focus now is on eliminating the DBP precursors like humic substances which contribute major portion of organic matters in wastewater effluents.<sup>(3)</sup> In this study, sonochemical process is selected as a treatment

method owing to its several advantages. The advantages of the sonochemical process include decomposition of volatile and semi-volatile organic compounds in aqueous phase, decomposition of semi-volatile organic compounds from soil, and transformation of the refractory compounds into highly degradable products.<sup>(4)</sup> The aim of this study is to investigate effects of sonochemical treatment on the decomposition of humic substances, and reaction kinetics and mechanism in the process of the sonochemical treatment for humic substances have also been discussed. Factors such as dose of hydrogen peroxide, turbidity, and concentration of metals were examined.

## EXPERIMENTAL

### Materials

Hydrogen peroxide with a purity of 31.5% was obtained from the Fisher Scientific Company. Perchlorate salts of metals were obtained from the Aldrich Chemical Company (Milwaukee, WI).

A potable reverse osmosis (RO) system was used to collect and concentrate humic substances (HS) from Wilmington Wastewater Plant effluent. Effluent was first pumped through in-line filters (1 and 0.45  $\mu\text{m}$ ) to remove particulate matter and was then collected in a 40-L sample reservoir. A 1/16 HP submersible pump (Simer Pump, Model 2310, Kansas City, MO, USA) in the sample reservoir pumped the filtered samples through a cation exchanger (Dowex-50 cation exchange resin in the sodium form, Dow Chemical, Midland, MI, USA). The filtered and cation-exchanged sample was then delivered to the RO membrane by a high-pressure pump (Hypro, Model 2230B, New Brighton, MN, USA), which boosted the pressure to 150 to 200 psi. The RO membrane (Filmtec FT30, Dow Chemical) consisted of a 0.2-m thick, highly crosslinked aromatic polyamide skin on a 35-m polysulphone support

and was designed for the desalination of tap water. The percent rejection of 0.2% NaCl solution by Filmtec RO membrane ranged from 99.0 to 99.7%, depending on operating pressure (E.M. Perdue, personal communication). The retentate solution from the RO system was collected into the sample reservoir and mixed with filtered sample. The recycling of the retentate solution to the sample reservoir was continued until the desired enrichment of HS was achieved.

### Wastewater Characterization

Samples were taken (pre-chlorination) from the Wilmington wastewater treatment plant (WWTP) on two occasions. The Ca (II), Mn(II), Fe(II), and Mg(II) contents were evaluated using the direct air-acetylene flame method (method 3111 B) described in Standard Methods for the Examination of Water and Wastewater, 18th edition, 1992. Bromide and chloride ion concentration was measured by Ion Chromatography using a Dionex ion chromatography equipped with a Dionex pulsed electrochemical detector and a Dionex AS-11 anion column. The eluent was a mixture of 90% of deionized water and 10% of 0.2N NaOH; the flowrate was 1 mL/min and the injection loop was 50  $\mu\text{L}$  in volume. Results of this analysis are shown in Table 1. Also reflected in this table are the pH and alkalinity values. The alkalinity value was calculated using the titration method (method 2320 B) and the pH value was calculated using the electrometric method (method 4500-H+ B), these procedures are outlined in Standard Methods for the Examination of Water and Wastewater, 18th edition, 1992.

### Experiments

In order to get carbonate-free sample, bicarbonate was removed by acidifying the sample to pH 4 with perchlorate acid and bubbling with pure nitrogen gas. Sonochemical

treatments were conducted with a ultrasonic generator (Cole-Parmer 600-Watt, 20kHz, ultrasonic homogenizer 4710) equipped with a titanium probe transducer (Cole Parmer, Model CV 17). Experiments were conducted in a open glass reactor (Sonics & Materials, 20mL) in the batch mode. The reactor was filled with the wastewater effluent sample and immersed in a water bath (Frigomix 1495 Water Circulation and Temperature Control System). The temperature was kept at pre-selected value. Hydrogen peroxide was added at the starting point using a manual method. The solution pH was adjusted to a pre-selected value at the last step before starting the sonochemical irradiation. The treated samples were immediately injected to TOC analyzer and adjusted pH 7 with pH buffer solution. Sodium hypochloride solution was added to samples, which were kept in sealed, zero-headspace, and amber bottles, then stored in darkness at 25°C.

Table 1. Typical Characteristics of WWTP Samples

Item	Pre-Chlorination Effluent
pH	7.8
Mn(II)(mg/L)	0.3
Fe(II)(mg/L)	0.2
Mg(II)(mg/L)	16
Ca(II)(mg/L)	27
Alkalinity(mg-CaCO <sub>3</sub> /L)	153
Br(mg/L)	220
Cl(mg/L)	167

#### Analytical Methods

THMs in 0.5mL sample from the reactor were extracted using the liquid-liquid extraction method and analyzed with gas chromatography (Hewlett-Packard model 5890) equipped with a Supelco-608 column (L=30m, internal

diameter=0.5 $\mu$ m), a Hewlett-Packard model 7376 autosampler injector, and a electron capture detector (ECD). The injector was in splitless mode. Nitrogen was the carrier gas set at a flow rate of 30mL/min. The temperatures of the injection port and detector were 250°C and 300°C, respectively. The temperature program began at 50°C and was held for 3min., followed by a 15°C/min ramp until a final temperature of 200°C was reached and held for 2min.

Total organic carbon (TOC) was determined using a Tekmar-Dohrmann DC-190 TOC analyzer (Rosemont Analytical Inc., Dohrmann Division, Cincinnati, OH).

#### Chlorine Demand

The chlorine demand of the wastewater sample, appropriate dilution factor to prepare the chlorine dosing solution, volume of chlorine dosing solution per sample volume, and residual chlorine concentrations after THMFP tests were determined via titration using a Hach CN-65 test kit. The titration procedures are as follows: The sample volume was adjusted/diluted to 40 mL with the addition of distilled, deionized water (if original sample < 40 mL or if the initial chlorine concentration > 20 mg/mL) and a sulfite 1 reagent powder pillow (Hach 2203-99) was added. A sulfamic acid powder pillow (Hach 1055-99) was then added and the sample was placed on a VWR Magne stir and mixed; a blue color developed indicating the presence of chlorine. The prepared sample was reduced in volume to 30 mL (6 mL for high Cl<sub>2</sub> samples) and titrated with 2.46 $\times 10^{-3}$  N sodium thiosulfate standard solution (Hach 24085-37) until the sample became colorless. Each drop of titrant used to bring about the color change represented 0.2 mg/L (2.0 mg/L for high Cl<sub>2</sub> samples) chlorine (after correcting for appropriate dilution factors).

The chlorine dosing solution was prepared in the following manner. 1 mL of 5% aqueous sodium hypochlorite solution (stock

hypochlorite) was added to 25 mL of distilled, deionized water and titrated to a starch-iodide endpoint using a sodium thiosulfate titrant. Chlorine concentration was determined as outlined above (stock hypochlorite solutions with less than 20 mg Cl<sub>2</sub>/mL were discarded). A chlorine dosing solution (5 mg Cl<sub>2</sub>/mL) was prepared using the following formula:

$$\text{mL required} = \frac{1250}{\text{stock hypochlorite conc. mg Cl}_2/\text{mL}} \quad (1)$$

This calculated volume (22.2 mL) was added to the appropriated volume of distilled, deionized water to generate a 250 mL dosing solution. This solution was stored in an amber bottle at 4°C and was discarded if the chlorine concentration dropped below 4.7 mg Cl<sub>2</sub>/mL. The chlorine demand of the wastewater was determined to be 60 mg/L using the following procedure: 2.5 mL of chlorine dosing solution was pipetted into a 125 mL amber bottle and completely filled with distilled, deionized water, capped with a TFE-lined screw cap and shaken. The initial chlorine concentration of the sample

was determined to be 95 mg/L (CI). A second sample was prepared in the same fashion with the exception that 2.5 mL of phosphate buffering solution was also added and the sample was stored in the dark for over 4 hrs prior to titration. This titration indicated that the residual chlorine concentration of the wastewater sample was 35 mg/L (CR). The volume of chlorine dosing solution (0.45 mL) need to chlorinate each sample for the THMPF test was determined using the following formula:

$$V_d = \frac{DCI + 3}{5} \times \frac{V_s}{1000} \quad (2)$$

Where : V<sub>d</sub> = volume of dosing solution,  
V<sub>s</sub> = volume of sample (35 mL) and  
DCI = CI - CR (60 mg/L).

## RESULTS

### Effect of hydrogen peroxide

The effect of hydrogen peroxide was tested at 4 different concentration levels of hydrogen

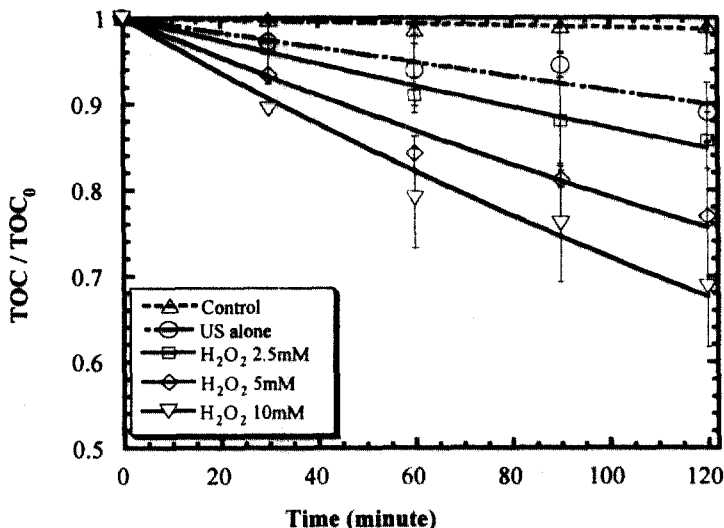


Fig. 1. Effect of Hydrogen Peroxide on Decomposition of Humic Substances in Wastewater Effluent. Experimental Conditions: ultrasonic energy intensity = 283 watts/cm<sup>2</sup> total volume = 10 mL, C<sub>0</sub> = TOC 10 mg/L, pH<sub>0</sub> = 7, temperature = 25 °C, ionic strength = 0.05 M NaClO<sub>4</sub>.

peroxide (0,  $2.5 \times 10^{-3}$ ,  $5.0 \times 10^{-3}$ ,  $10 \times 10^{-3}$  Molar). Hydrogen peroxide has long been recognized as a free radical producer. Although hydrogen peroxide can be produced by sonochemical irradiation alone in aqueous solution, the amount may be not enough to be significant to decompose the humic substances in wastewater effluent. The addition of hydrogen peroxide is considered to initiate and promote the free radical reaction. Figure 1 shows the effect of hydrogen peroxide on the TOC removal of humic substances in wastewater effluent. The extent of TOC removal increases with increasing dose of hydrogen peroxide. While little extent of removal is observed with the ultrasound alone, over 30 % of TOC removal is achieved with  $10^{-2}$  M of hydrogen peroxide concentration after 120 minutes of reaction time. In the experiments without sonochemical irradiation, the rate constant of decomposition remains at low levels. Figure 2 shows the semi-log plot of rate constant and dose of hydrogen peroxide for both of methods.

Effect of Turbidity

Figure 3 shows the effect of turbidity on the decomposition of humic substances in wastewater effluent. The effect of turbidity was tested at 4 different concentration levels of Kaolinite (1, 10, 30, and 50 mg/L). The decomposition rate decreases as the turbidity increases in the range of 1 to 10 mg/L of Kaolinite, then slightly decreases upon further increase in the turbidity above 10 mg/L.

Effect of Metal Ions

Figure 4 shows the effect of Al(III) on the decomposition of humic substances in wastewater effluent. The effect of Al(III) was tested at 4 different concentration levels of Al(II) (0, 1, 5, and 10 mg/L). The extent of TOC removal decreases with increasing of Al(II) concentration. The decomposition rate decreases rapidly as the dose of Al(III) increases from 0 to 1 mg/L, then decreases slightly above 1 mg/L of Al(III) concentration. Figure 5 shows the effect of Ca(II) on the decomposition of humic substances in wastewater effluent. The effect of

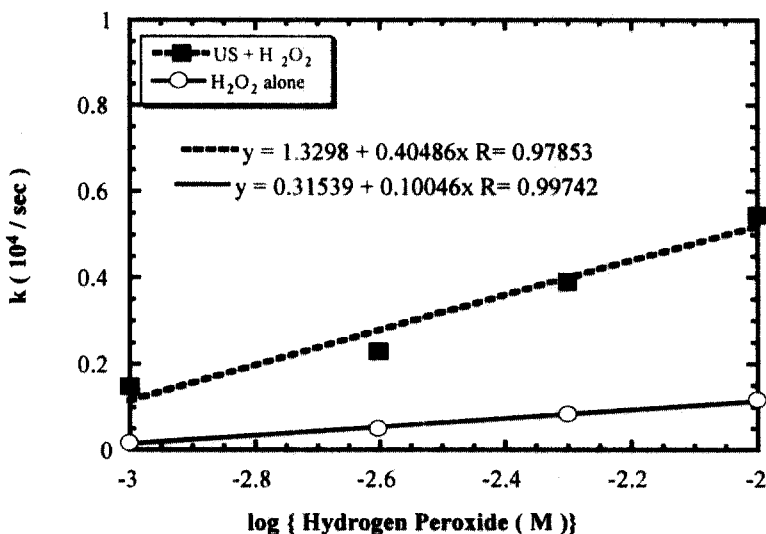


Fig. 2. Effect of Hydrogen Peroxide on Decomposition Rate of Humic Substances in Wastewater Effluent (semi-log plot). Experimental Conditions: ultrasonic energy intensity = 283 watts/cm<sup>2</sup>, total volume = 10 mL, C<sub>0</sub> = TOC 10 mg/L, pH<sub>0</sub> = 7, temperature = 25 °C, ionic strength = 0.05 M NaClO<sub>4</sub>.

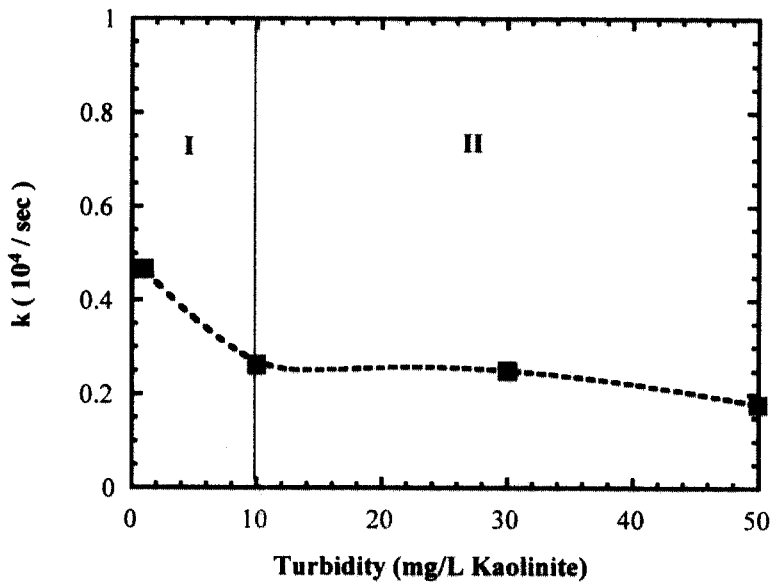


Fig. 3. Effect of Turbidity on Decomposition Rate of Humic Substances in Wastewater Effluent. Experimental Conditions: ultrasonic energy intensity = 283 watts/cm<sup>2</sup>, total volume = 10 mL, H<sub>2</sub>O<sub>2</sub> 10mM, pH<sub>0</sub> 7, C<sub>0</sub> = TOC 10 mg/L, temperature = 25 °C, ionic strength = 0.05 M NaClO<sub>4</sub>.

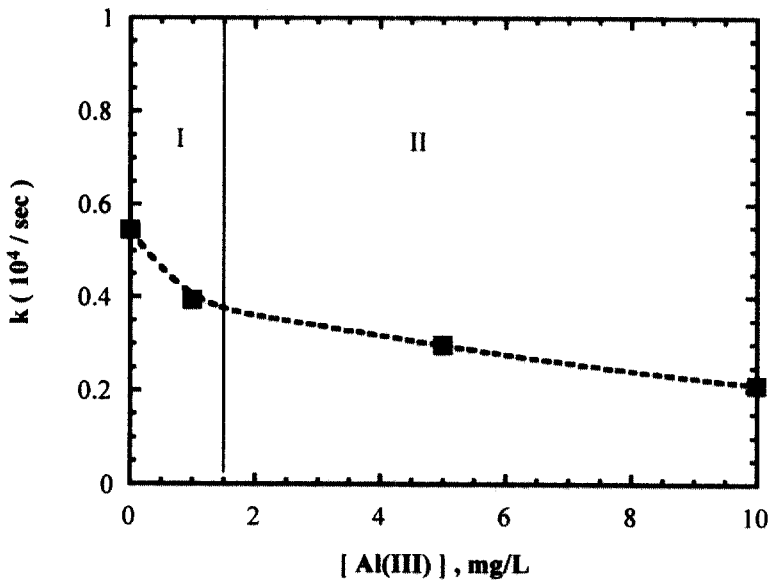


Fig. 4. Effect of Al(III) on Decomposition Rate of Humic Substances in Wastewater Effluent. Experimental Conditions: ultrasonic energy intensity = 283 watts/cm<sup>2</sup>, total volume = 10 mL, H<sub>2</sub>O<sub>2</sub> 10mM, pH<sub>0</sub> 7, C<sub>0</sub> = TOC 10 mg/L, temperature = 25 °C, ionic strength = 0.05 M NaClO<sub>4</sub>.

Ca(II) was tested at 4 different concentration levels of Ca(II) (0, 50, 100, and 200 mg/L). The decomposition rate decreases as the Ca(II)

concentration increases from 0 to 100 mg/L, then remains constant above 100 mg/L of Ca(II) concentration. Figure 6 shows the effect of

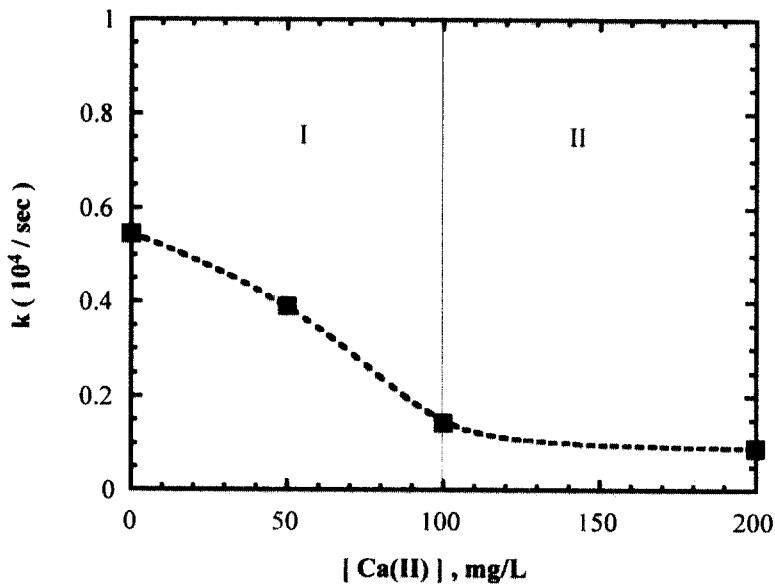


Fig. 5. Effect of Ca(II) on Decomposition Rate of Humic Substances in Wastewater Effluent. Experimental Conditions: ultrasonic energy intensity = 283 watts/cm<sup>2</sup>, total volume = 10 mL, H<sub>2</sub>O<sub>2</sub> 10mM, pH<sub>0</sub> 7, C<sub>0</sub> = TOC 10 mg/L, temperature = 25 °C, ionic strength = 0.05 M NaClO<sub>4</sub>.

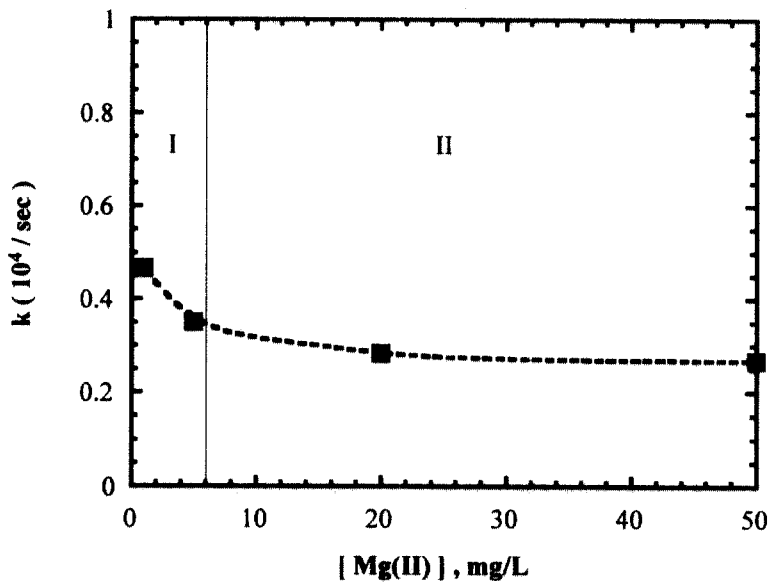


Fig. 6. Effect of Mg(II) on Decomposition Rate of Humic Substances in Wastewater Effluent. Experimental Conditions: ultrasonic energy intensity = 283 watts/cm<sup>2</sup>, total volume = 10 mL, H<sub>2</sub>O<sub>2</sub> 10mM, pH<sub>0</sub> 7, C<sub>0</sub> = TOC 10 mg/L, temperature = 25 °C, ionic strength = 0.05 M NaClO<sub>4</sub>.

Mg(II) on the decomposition of humic substances in wastewater effluent. The effect of Mg(II) was tested at 4 different concentration

levels of Mg(II) (0, 5, 20, and 50 mg/L). The decomposition rate decreases as the Mg(II) concentration increases from 0 to 5 mg/L, then

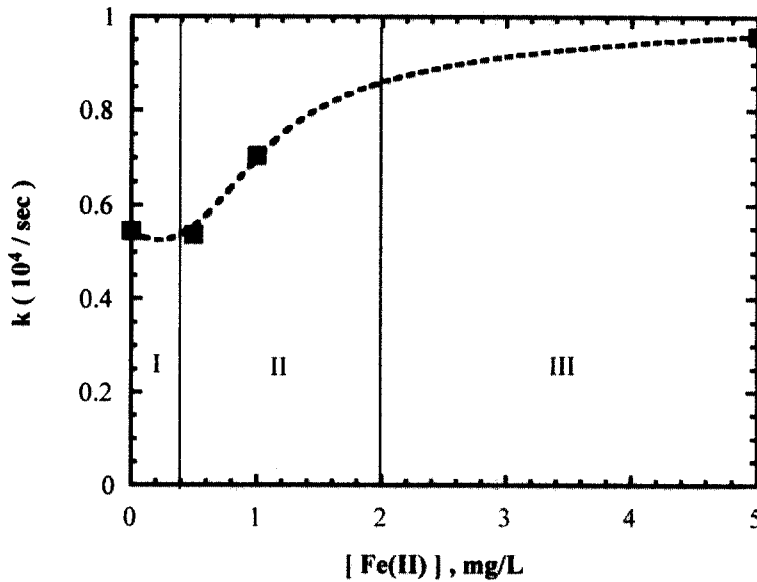


Fig. 7. Effect of Fe(II) on Decomposition Rate of Humic Substances in Wastewater Effluent. Experimental Conditions: ultrasonic energy intensity = 283 watts/cm<sup>2</sup>, total volume = 10 mL, H<sub>2</sub>O<sub>2</sub> 10mM, pH<sub>0</sub> 7, C<sub>0</sub> = TOC 10 mg/L, temperature = 25 °C, ionic strength = 0.05 M NaClO<sub>4</sub>.

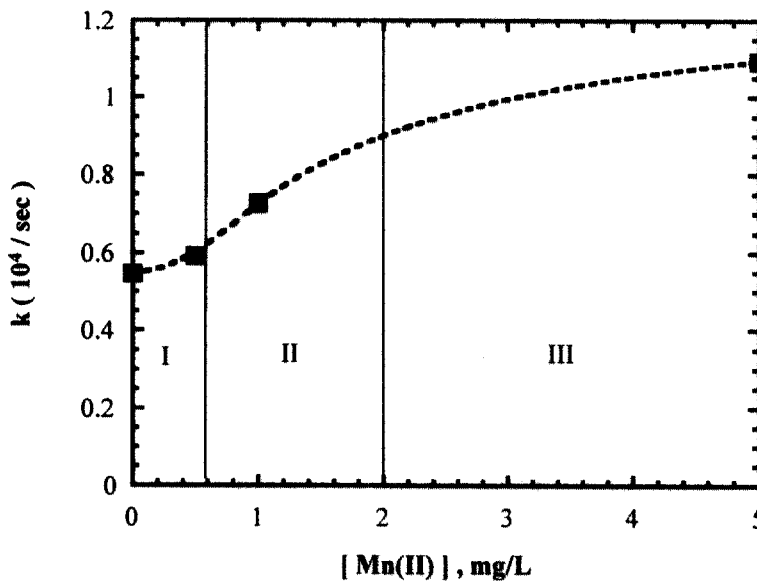


Fig. 8. Effect of Mn(II) on Decomposition Rate of Humic Substances in Wastewater Effluent. Experimental Conditions : ultrasonic energy intensity = 283 watts/cm<sup>2</sup>, total volume = 10 mL, H<sub>2</sub>O<sub>2</sub> 10mM, pH<sub>0</sub> 7, C<sub>0</sub> = TOC 10 mg/L, temperature = 25 °C, ionic strength = 0.05 M NaClO<sub>4</sub>.

decreases slightly above 5 mg/L of Mg(II) concentration. Figure 7 shows the effect of Fe(II) on TOC decomposition of humic

substances in wastewater effluent. The effect of Fe(II) was tested at 4 different concentration levels of Mg(II) (0, 0.5, 1, and 5 mg/L). The



extent of TOC removal increases with increasing of Fe(II) concentration. The decomposition rate has no significant change with small dose (0.5 mg/L). But it increases rapidly from 0.5 to 2 mg/L, then increases slightly from 2 to 5 mg/L of Fe(II) concentration. Figure 8 shows the effect of Mn(II) on TOC decomposition of humic substances in wastewater effluent. The effect of Mn(II) was tested at 4 different concentration levels of Mg(II) (0, 0.5, 1, and 5 mg/L). The extent of TOC removal increases with increasing of Fe(II) concentration. The change of the decomposition rate shows a similar trend to that with Fe(II). The decomposition rate has small change with small dose (0.5 mg/L) illustrates the decrease in THMFP as a function of sonochemical reaction time with different dose levels of hydrogen peroxide. It was observed that the extent of TOC removal of humic substances by the sonochemical irradiation with 10 mM of hydrogen peroxide was over 30 % after 120 minutes of reaction time. The

sonochemical irradiation combined with hydrogen peroxide reduces the THMFP, while the irradiation without hydrogen peroxide slightly increases the THMFP of humic substances. The increasing trend is also observed in the reaction with small dose (2.5 mM) of hydrogen peroxide after 60 minutes of reaction time. The hydrogen peroxide appears to be consumed completely during the initial stage of reaction period. The second dose of hydrogen peroxide at 60 minutes of reaction time reduces the increasing trend, then keep the THMFP at low level (Figure 9). Several researchers have proposed that the combination of a sonochemical process with an oxidant can enhance the decomposition of organic matter.(5, 6) Since the sonochemical process with hydrogen peroxide decreases the concentration of precursors (represented as TOC), the amount of chlorinated by-product formation can be decreased.

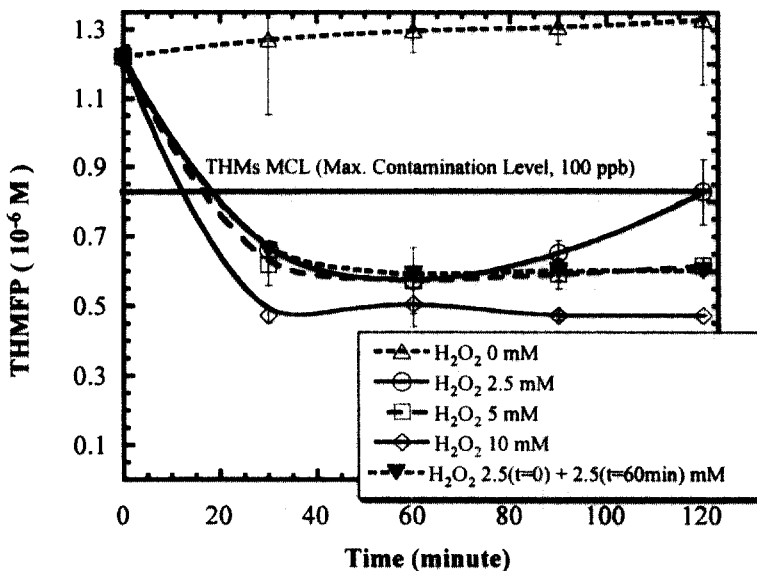


Fig. 9. Effect of US Irradiation and Hydrogen Peroxide on THMFP of Humic Substances in Wastewater Effluent (Wilmington WW Plant).

Experimental Conditions : ultrasonic energy intensity = 283 watts/cm<sup>2</sup>, total volume = 10 mL, pH<sub>0</sub> 7, C<sub>0</sub> = TOC 10 mg/L, temperature = 25 °C, ionic strength = 0.05 M NaClO<sub>4</sub>.

## DISCUSSION

The weak acid character of humic substances is ascribed to complexation with free metals, such as Al(III), Mg(II), and Ca(II), and hydroxy-metals. Two significant modes of binding are as following; (1) the formation complexes or chelates between the functional groups of the humic substances and metal, and (2) an association between the humic substances and colloidal particles of metal hydroxide (possibly through sorption on the surface of the particle) whereby the colloidal particles are stabilized in suspension. If two or more organic functional groups coordinate the metal ion, forming an internal ring structure, chelation, a form of complexation, occurs. It was also reported that adsorption of humic substances onto Kaolinite took place to a large extent.<sup>(7)</sup> The above two mechanisms, complexation and sorption appear to increase the degree of aggregation of humic substances and

consequently, inhibit the transport of humic substances and their monomers produced through the depolymerization of HS polymers, then decrease the overall decomposition rate of humic substances. This trend is observed at the stage I in the Figure 3, 4, 5, and 6. Beyond the complexation and sorption capacity of humic substances, the surplus dose of metal ions and Kaolinite seems to have no more inhibitory effect on the reaction rate (Stage II). The determination of stability constants for HS-metal complexes provides information on the affinity of the metal for the organic ligand. Schmitzer and Hansen<sup>(8)</sup> reported the stability constants for metal-HS complexes and found that the order of stability was;

$\text{Fe(III)} > \text{Al(III)} > \text{Cu(II)} > \text{Ni(II)} > \text{Co(II)} > \text{Pb(II)} > \text{Ca(II)} > \text{Zn(II)} > \text{Mn(II)} > \text{Mg(II)}$

Figure 10 shows the variation of decomposition rate of humic substances versus the dose of 5 different metal ions. The decomposition rates increase significantly with

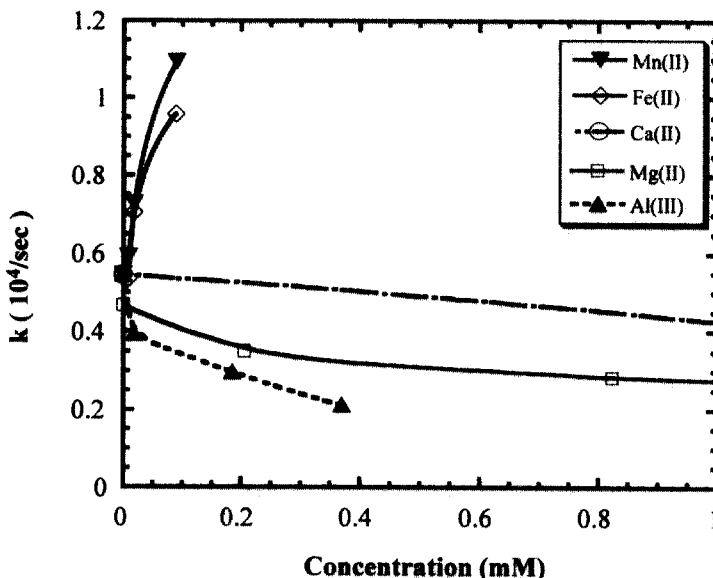


Fig. 10. Effect of Different Metal Ions on Decomposition Rate of Humic Substances in Wastewater Effluent. Experimental Conditions: ultrasonic energy intensity = 283 watts/cm<sup>2</sup>, total volume = 10 mL, H<sub>2</sub>O<sub>2</sub> 10mM, pH<sub>0</sub> 7, C<sub>0</sub> = TOC 10 mg/L, temperature = 25 °C, ionic strength = 0.05 M NaClO<sub>4</sub>.

increasing dose of Fe(II) and Mn(II), while the rates decrease with increasing dose of Al(III), Ca(II), and Mg(II). Fe(II) and Mn(II) show an important catalytic effect promoting the decomposition of humic substances in wastewater effluent. It was observed that Fe(II) and Mn(II) showed the catalytic effect combining with hydrogen peroxide.<sup>(9)</sup> The catalytic effect of transition metals (manganese and iron) was also found in ozonation processes for decomposition of humic substances.<sup>(10)</sup> The Mn(II) had larger extent of TOC removal of humic substances than that of Fe(II) in ozonation. The mechanism of the reaction of hydrogen peroxide with transition metals as catalysts consists of initiating the hydrogen peroxide decomposition chain producing OH radicals. For the start of radical chain reaction, transition metals as an initiator transfer an electron to hydrogen peroxide. It is known that sonochemical irradiation can initiate and promote the hydrogen peroxide decomposition producing OH radicals. The larger extent of TOC removal of humic substances was previously obtained with a dose of hydrogen peroxide in the experiments investigating the concentration effect of hydrogen peroxide. Consequently, the sonochemical irradiation and the catalytic effect of transition metals initiates and promotes the radical reaction with hydrogen peroxide, which increases the extent and the decomposition rate of humic substances. It is observed that the sonochemical reaction in the presence of transition metal has 3 different reaction stages (Figure 7 and 8). At the first stage, the small dose of Fe(II) and Mn(II) has no significant catalytic effect. The abundant carboxylic and phenolic groups of humic substances appear to scavenge the OH radicals generated at this leg phase. The large amount of OH radicals produced by the increasing dose of transient metals decomp

## CONCLUSION

The extent of TOC removal was proportional to a factor such as dose of hydrogen peroxide while increasing of turbidity decreased the extent of TOC removal of humic substances. The metal ions such as Fe(II) and Mn(II) showed catalytic effect while Al(III), Ca(II), and Mg(II) had inhibition effect on the TOC removal of humic substances in sonochemical reaction with hydrogen peroxide. Experimental results also showed the factor such as dose of hydrogen peroxide affected the formation of disinfection by-products. Chloroform and dichlorobromomethane were formed as major THMs during chlorination.

## REFERENCES

1. Clark, R.M., Adams, J.Q., and Lynkins, B.W. DBP Control in Drinking Water: Cost and Performance. *J. Env. Eng.*, 1994, 120(4), 759-782.
2. Rook J. J. Haloforms in drinking water. *J. Am. Water Works Assoc.*, 1976, 68, 168-172.
3. Rebhun, M., and Manka, J. Classification of Organics in Secondary Effluents. *Environ. Sci. Technol.* 1971, 5(7), 606-9.
4. Orzechowaska, G. E., Poziomek, E. J., Hodge, V. F., and Engelmann, W. H., Use of Sonochemistry in Monitoring Chlorinated Hydrocarbons in Water. *Environ. Sci. and Technol.*, 1995, 29(5), 1373-1379.
5. Petrier, C., Jiang, Y. and Lamy, M. Ultrasound and Environment: Sonochemical Destruction of Chloroaromatic Derivatives. *Environ. Sci. Technol.*, 1998, 32(9), 1316-1318.
6. Okouchi, S. Nojima, O. and Arai, T. Cavitation-Induced Degradation of Phenol by Ultrasound. *Wat. Sci. Technol.*, 1992, 26(9-11), 2053-2056.
7. Jayasundera, S. and Torrents, A. Natural Organic Matter Sorption by Kaolinite: Modified Langmuir Isotherm. *J. Environ.*

- Eng-ASCE*, 1997, 123(11), 1162-1165.
8. Schmitzer, M., and Hansen, E. H. Organic-Metallic Interactions in Soils: 8 An Evaluation of Methods for the Determination of Stability Constants of Metal-Fulvic Acid Complexes. *Soil Sci.*, 1970, 109, 333-340.
  9. Schumb, W. C., Satterfield, C. N., and Wentworth, R. L. *Hydrogen Peroxide*, New York, Reinhold Publishing Company, 1955.
  10. Gracia, R., Aragues, J. L., and Ovelleiro, J. L. Study of the Catalytic Ozonation of Humic Substances in Water and Their Ozonation Byproducts. *Ozone Sci. Eng.*, 1996, 18, 195-208.