

2 Key Bridge에 대한 연구

김천대학 치기공과

=Abstract=

A Study on the 2 Key Bridge

Jong-Hee Park

Dept. of Dental Laboratory Technolgy, Kimcheon College.

The 2 key bridge system has been developed to make crownless bridges without damaging sound teeth.

Strong bridge work of single or multiple pontics is possible for replacing both anterior and posterior teeth.

It is increasingly considerde to be unacceptable, by dentists as well as patients, to fully grind down healthy elements in order fit a conventional bridges.

Because this technique uses a combination of hole and adhesive fitting, it has a number of advantages over etched bridges and conventional bridges:

- In comparison with conventional bridges, hardly and healthy dental tissue is sacrificed
- Due to the lack of crown edges there is no periodontal pressure, as is the case with conventional bridges
- The treatment procedure is straight forward and involves less time than conventional bridges.
- The treatment is largely resiverable and repairable

I. 서론

bridge

가

2 key bridge system

50 ~ 60%

0.5mm

가

dot key &

keyway

0.5mm

가

40

key & keyway

가

가

1/100

1973

Alain

Rochette가

가

가

|

가

가

가

가

가

II. 본론

가

1. 기본 구조

180

1.

(lap around)

-

- 2 key가

30

- keyway가

가

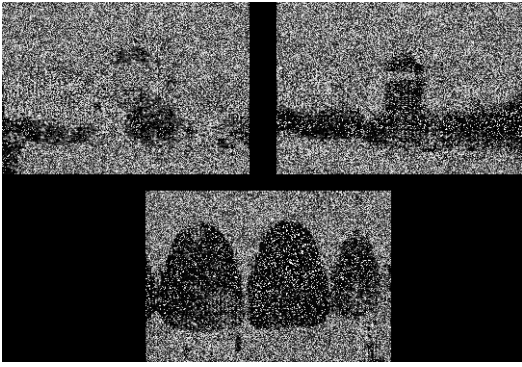


Fig 1. Anterior 2 key bridge




Fig 2. Posterior 2 key bridge

2. 제작 방법

1)

가 . 가
 가
 1.5mm
 1.5mm, 1.5mm
 1.5mm

2)

가
 (30 ~ 40) (1 ~ 1.5mm)
 (1.5mm)
 2 key bridge 가
 가
 가
 2 key bridge key-keyway
 female
 2 key bridge male
 2 key bridge
 가
 male key
 female
 가
 key & keyway
 가 가

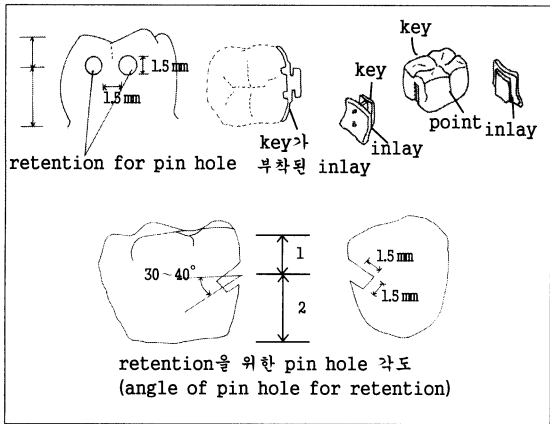


Fig 3.

2)

가
가
가

3)

< >

: 200
5Kg

3. 적응증과 금기증

1)

가 : 가
가 가
가
key & keyway
가
가
가 2~3
key & keyway 가
가
가
(pit)

(15cm) 50
5Kg

pumicing

15
(metal

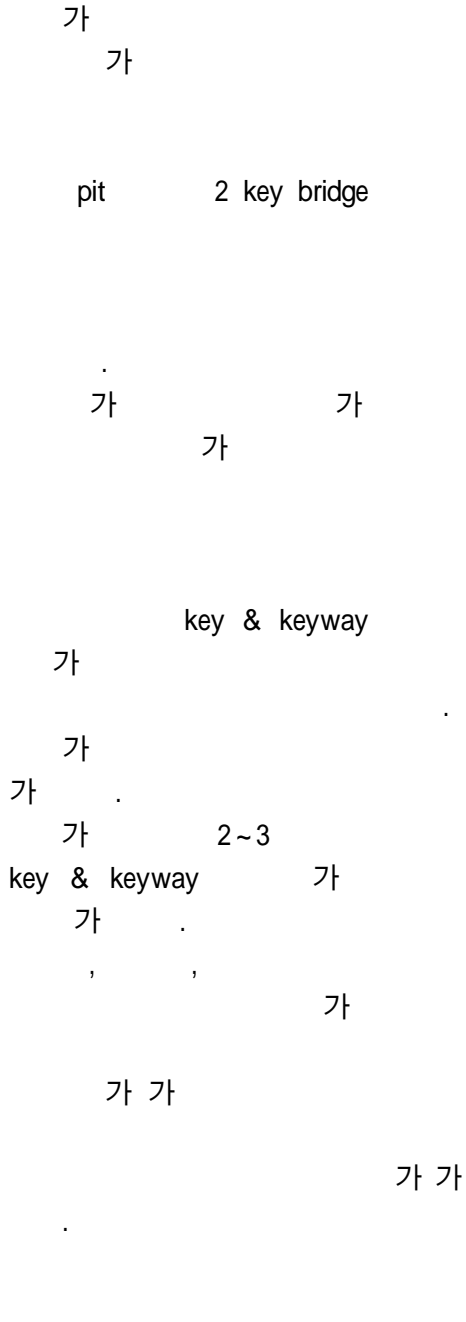
primer)

primer
lighting
가


Selfing curing lunting composite resin

가 가

4. 2 key bridge의 적용



5. 기존의 일반적인 교의치를 사용했을 경우와 비교하여 2 key bridge의 특징



가 (,
1999. 12 20 .)
가

가

가 2 key bridge

가

가

가

가 2
key bridge 가

가 가

5
20~30

key bridge 2

가

가

III. 총괄 및 고찰

2 key bridge

6.2 key bridge의 기능적인 특징

crownless bridge

30~40

가

2 key bridge

Crispin

가 300Kg N/mm
500N/mm

가

Dunne, Miller

3

1

2

가

가

()

가

Creugers

가

Meiers, Meetz

Simonsen

2 key birdge

grove

C

--+

가

가

1.0~3.0mm

EL Salam

가

Miara, Touti
pin

가

가

가

2 key bridge

key가

Crispin

가

2 key
Barrack, Bretz

Simonsen, Barrack 가

0.3~0.6mm

5 51 1
Crispin, Lacy

2 key bridge 40 key
2 key

100% 가

가 가

2

key bridge

가 가

(1)

가

IV. 결 론

Creugers
lap around

가 가

가

가

가

가

2 key bridge

가

가

caseek

case

가,

가

. 가

key & key way

, 가

참고 문헌

가

가

crown & bridge

2 key bridge

implant 1/2 ~ 1/3

crown & bridge

가 2 key bridge

1. Crownless Bridge Works(CBW) W. Ols – chowsky Die Quintessens, 9, 917 ~929, 1998.
2. Creugers NHJ, Kayser A F. An analysis of multiple failures of resin bonded bridges. J Dent, 20, 348 ~351, 1992
3. Crispin BJ. Conservatives to Full Esthetic Crowns. J prosth Dent, 42 : 392 ~ 397, 1979.
4. Crispin BJ. SEM investigation of techniques used to clean provisional cement out of inlay preparations unpublished research, 1997.
5. Show MJ, Tay WM. Clinical performance of resin bonded cast metal bridges (Rochette bridges). Br Dent J, 152, 378 ~ 380, 1982.
6. Priest G. An eleven-year reevaluation of resin-bonded fixed partial dentures, Int J periodont rest dent, 15, 239 ~247, 1995.
7. Simon JF, Gartrell RG, Grogono A. Improved retention of acid-etched fixed partial dentures. A longitudinal study, J Prosthet Dent, 68, 611 ~615, 1992.
8. Crispin BJ. A longitudinal clinical study of

- bonded fixed partial dentures The first five years. *J Prosthet Dent*, 66, 336~342, 1991.
9. Dunne SM, Miller BJ. A longitudinal study of the clinical performance of resin bonded bridges and splints. *Br Dent J*, 174, 405~411, 1993.
 10. Meiers JC, Meetz HKL. Design modifications for etched metal, acid etched, resin bonded retainers. *Gen Dent*, 33, 41~44, 1985.
 11. El Salam Shakal MA, Pfeiffer P, Hilgers R-D. Effect of tooth preparation design on bond strength of resin bonded prostheses : A pilot study. *J Prosthet Dent*, 77, 243~249, 1997.
 12. Crispin BJ. Success of etched-metal bonded retainers with a nonrigid connections : A clinical study. *J prosth Dent*, 62, 269~272, 1989.
 13. Lacy A. personal communications, 1985.
 14. Simonsen R, Thomson VP, Barrack G. Etched cast restorations, clinical and Laboratory Techniques, Chicago, Quintessence, 116, 1983.
 15. Barrack G. Recent advances in etched cast restorations. *J prosth Dent*, 52, 619~626, 1984.
 16. Miara P, Touti B. A pin assisted retention technique for resin bonded restorations. *Pract periodont Aesthet Dent*, 4, 21~27, 1992.
 17. Crispin BJ. Conservatives to Full Esthetic Crowns. *J prosth Dent*, 42 : 392~397, 1979.
 18. Barrack G, Bretz WA. A long-term prospective study of the etched-cast restoration. *Int J Prosthodont*, 6, 428~434, 1993.
 19. Rammelsberg P, Pospiech P, Gernet W. Clinical factors affecting adhesive fixed partial dentures. A six year study. *J Prosthet Dent*, 70, 300~307, 1993.
 20. Kilpatrick NM, Wassel RW. The use of cantilevered adhesively retained bridges with enhanced rigidity. *Br Dent J*, 176, 13~16, 1994.
 21. Stokholm R. Resin-bonded inlay retainer prosthesis for posterior teeth. A 5-year clinical study. *Int Prosthodont*, 9, 161~166, 1996.
 22. Brabant A. Indication and design, the key to successful resin bonded fixed partial dentures, minimally invasive restorations with bonding. *Quintessence Int*, 28, 201~210, 1997.
 23. Marinello CP, Kerschbaum TH, Heinenburg B, Hinz R, Peters S, Pfeiffer P, Reppel PD, Schwickererath H. First experiences with resin bonded bridges and splints-a cross-sectional retrospective study, Part II. *Oral rehabil*, 15, 223~235, 1987.
 24. Olin PS, Hill EM, Donahue JL. Resin bonded bridge, University of Minnesota recall data (abstract 2031). *J Dent Res*, 69, 362, 1990.
 25. Ziada HM, Benington IC, Orr JE. Photoelastic stress analysis in resin bonded bridge design. *Eur J Prosthodont Rest Dent*, 3, 217~222, 1995.

26. Saad AA, Claffey N, Byrne D, Hussey D. Effects of groove placement on retention/resistance of maxillary anterior resin bonded retainers. *J Prothet Dent*, 74, 133~139, 1995.
27. Kellet M, Verzijden CW, Smith GA, Creugers NHJ. A multicentered clinical study on posterior resin bonded bridges, The "Manchester trial". *J Dent*, 22, 208~212, 1994.
28. Dansen KA, Wolke GC, Keltijens HAM, Kreulen CM, Creugers NHJ. College of Dental science, University of Nijmegen. The Netherlands (in press).
29. Caputo AA, Standlee JP. *Biomechanics in clinical Dentistry*, Chicago, Quintessence, 139~140, 1987.