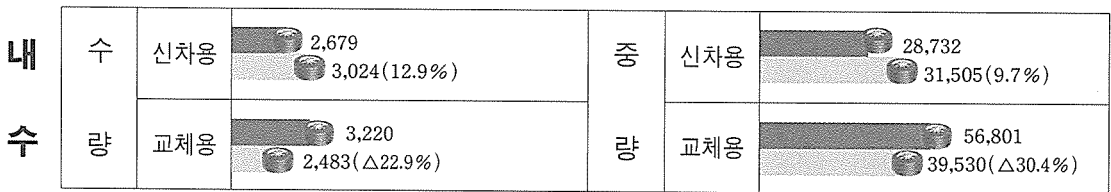




1~5월까지의 자동차 타이어 생산 및 판매

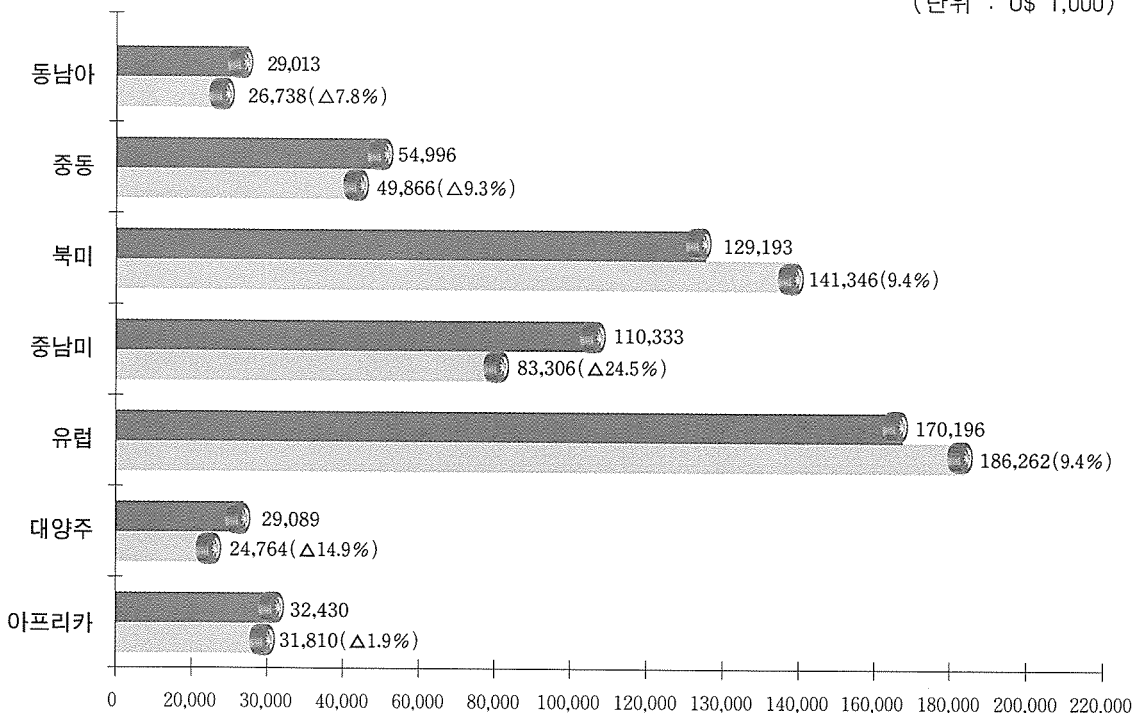
보기: ■ '98, ▨ '99

(단위: 수량: 1,000개, 중량: 톤)



■ 자동차 타이어 지역별 수출실적(1~5월) ■

(단위 : US\$ 1,000)



주 : () 전년동기대비 증감률
자료: 대한타이어공업협회

통 계(국내)

自動車用 타이어 및 튜브
Production & Shipments & Stocks

(單位: 1,000個)

年度別 year	트럭·버스용 타이어 Truck & Bus				輕트럭용 타이어 Light Truck				乘用車용 타이어 Passenger Car			
	生産 Production	出荷(Shipments)		在庫 Stocks	生産 Production	出荷(Shipments)		在庫 Stocks	生産 Production	出荷(Shipments)		在庫 Stocks
		內需 Domestic	輸出 Exports			內需 Domestic	輸出 Exports			內需 Domestic	輸出 Exports	
1996	4,908 2,709	1,850 469	3,117 2,273	229 136	10,778 8,000	4,844 3,725	6,089 4,412	924 654	41,464 41,241	11,018 11,009	30,222 29,977	3,885 3,845
1997	4,557 2,778	1,565 619	2,989 2,169	284 169	11,139 8,537	4,709 3,621	6,431 4,927	909 632	42,161 41,891	12,682 12,630	30,308 30,100	3,599 3,549
1998	4,289 2,879	1,119 561	3,371 2,568	148 61	11,715 9,489	3,244 2,521	8,093 6,593	703 523	43,429 43,211	10,705 10,590	34,433 34,345	2,714 2,675
1999. 3	395 286	63 30	292 228	265 147	961 806	265 215	607 506	1,015 801	4,141 4,113	625 624	3,144 3,121	3,208 3,163
4	399 279	75 41	337 246	276 138	915 769	343 293	651 543	936 733	4,051 4,029	694 690	3,516 3,497	3,013 2,970
5	404 281	98 50	312 238	268 130	987 827	336 282	787 680	799 597	4,285 4,259	767 766	3,702 3,676	2,810 2,767
1~5計	1,878 1,344	325 164	1,452 1,106	268 130	4,579 3,824	1,445 1,198	3,029 2,543	799 597	19,777 19,653	3,576 3,548	15,994 15,901	2,810 2,767

註: 上段은 總數量, 下段은 래디알 타이어
위 統計는 韓國, 錦湖, 宇成만의 것임.
資料: 大韓타이어工業協會

自動車用 타이어 및 튜브
Production & Shipments & Stocks

(單位: 톤)

年度別 year	트럭·버스용 타이어 Truck & Bus				輕트럭용 타이어 Light Truck				乘用車용 타이어 Passenger Car			
	生産 Production	出荷(Shipments)		在庫 Stocks	生産 Production	出荷(Shipments)		在庫 Stocks	生産 Production	出荷(Shipments)		在庫 Stocks
		內需 Domestic	輸出 Exports			內需 Domestic	輸出 Exports			內需 Domestic	輸出 Exports	
1996	286,023 175,629	98,704 31,150	190,619 146,417	13,091 8,532	145,738 100,443	61,307 39,229	85,898 62,312	11,121 7,178	328,738 327,789	90,890 90,858	233,535 232,546	30,869 30,639
1997	267,200 178,487	89,030 42,893	178,186 136,360	15,735 10,605	150,214 108,749	59,733 39,376	90,049 68,997	11,684 7,811	334,509 333,339	108,280 108,065	231,181 230,278	30,369 30,096
1998	247,816 181,835	63,499 35,728	200,688 161,382	7,541 3,660	152,869 119,712	41,306 28,437	113,823 92,532	8,863 6,147	338,626 337,796	90,753 90,294	267,846 267,458	21,403 21,152
1999. 3	23,465 18,146	3,485 1,921	17,457 14,333	14,599 9,112	13,429 11,058	3,255 2,403	9,260 7,818	12,753 9,392	33,163 33,047	5,442 5,438	24,653 24,553	25,477 25,248
4	23,385 17,605	4,287 2,629	19,077 14,697	15,944 9,312	12,926 10,743	4,108 3,248	11,170 8,220	10,391 8,659	32,425 32,334	6,024 6,010	27,709 27,636	23,773 23,564
5	23,505 17,541	5,609 3,194	18,363 14,874	14,556 7,870	14,033 11,584	4,116 3,138	11,225 9,780	10,455 7,303	34,356 34,246	6,773 6,770	28,712 28,611	22,422 22,208
1~5計	110,536 84,703	18,408 10,502	85,380 68,871	14,556 7,870	66,121 54,698	17,228 13,102	48,576 40,323	10,455 7,303	157,853 157,350	30,380 30,277	125,070 124,677	22,422 22,208

註: 上段은 總重量, 下段은 래디알 타이어
위 統計는 韓國, 錦湖, 宇成만의 것임.
資料: 大韓타이어工業協會

生産・出荷・在庫現況(數量)
of Automobile Tires & Tubes(Volume)

(unit : 1,000)

建設・産業・農機械用 Off-The-Road(OTR) Industrial(ID) Agricultural(AG)				計 Total				튜브 Tubes			
生産 Production	出荷(Shipments)		在庫 Stocks	生産 Production	出荷(Shipments)		在庫 Stocks	生産 Production	出荷(Shipments)		
	内需 Domestic	輸出 Exports			内需 Domestic	輸出 Exports			内需 Domestic	輸出 Exports	
629	541	130	104	57,779	18,253	39,559	5,152	15,638	2,949	12,445	
—	—	—	—	51,950	15,203	36,662	4,634	—	—	—	
742	752	83	82	58,599	19,708	39,812	4,875	14,607	3,079	11,602	
—	—	—	—	53,205	16,871	39,197	4,350	—	—	—	
507	401	195	56	59,940	15,469	46,092	3,621	11,694	2,213	9,681	
—	—	—	—	55,580	13,671	43,505	3,259	—	—	—	
49	39	17	72	5,546	992	4,061	4,560	573	138	463	
—	—	—	—	5,205	870	3,856	4,110	—	—	—	
42	38	10	43	5,406	1,150	4,514	4,267	666	142	668	
—	—	—	—	5,077	1,024	4,286	3,841	—	—	—	
36	25	7	51	5,712	1,226	4,808	3,927	661	140	436	
—	—	—	—	5,366	1,098	4,594	3,494	—	—	—	
223	161	59	51	26,456	5,507	20,535	3,927	3,035	681	2,534	
—	—	—	—	24,821	4,910	19,550	3,494	—	—	—	

Remarks : Each upsides are total figures, downsides are radial tires.

Above figures are only Hankook, Kumho, Woosung.

Source : Korea Tire Manufacturers Association.

生産・出荷・在庫現況(重量)
of Automobile Tires & Tubes(Weight)

(unit : ton)

建設・産業・農機械用 Off-The-Road(OTR) Industrial(ID) Agricultural(AG)				計 Total				튜브 Tubes			
生産 Production	出荷(Shipments)		在庫 Stocks	生産 Production	出荷(Shipments)		在庫 Stocks	生産 Production	出荷(Shipments)		
	内需 Domestic	輸出 Exports			内需 Domestic	輸出 Exports			内需 Domestic	輸出 Exports	
24,329	15,466	8,544	3,743	784,828	266,367	518,595	58,825	24,506	7,777	16,503	
—	—	—	—	603,484	161,238	441,275	46,349	—	—	—	
30,203	25,098	6,294	3,191	782,126	282,142	505,711	60,979	23,098	7,863	15,039	
—	—	—	—	620,575	190,334	435,635	48,512	—	—	—	
25,281	14,839	12,960	2,842	764,593	210,398	595,317	40,650	17,617	5,352	12,908	
—	—	—	—	639,344	154,459	521,371	30,959	—	—	—	
2,116	1,160	954	3,618	72,173	13,342	52,324	56,448	930	316	689	
—	—	—	—	62,252	9,762	46,703	43,752	—	—	—	
1,705	1,099	624	2,245	70,440	15,519	58,581	52,352	1,096	320	936	
—	—	—	—	60,682	11,886	50,554	41,534	—	—	—	
1,569	767	577	2,493	73,463	17,266	58,877	49,926	1,075	309	745	
—	—	—	—	63,371	13,102	53,266	37,381	—	—	—	
9,828	5,018	3,943	2,493	344,337	71,034	262,969	49,926	5,170	1,550	3,878	
—	—	—	—	296,751	53,881	233,870	37,381	—	—	—	

Remarks : Each upsides are total weight, downsides are radial tires.

Above figures are only Hankook, Kumho, Woosung.

Source : Korea Tire Manufacturers Association.

통 계(국내)

자동차용 타이어 內需(新車用 및 交替用) 出荷現況(數量)
Domestic Shipment of Original Equipments & Replacements of Automobile Tires(Volume)

(單位: 1,000個)

(unit : 1,000)

年度別 year	트럭·버스用 Truck & Bus			輕트럭用 Light Truck			乗用車用 Passenger Car			建設·産業·農機械用 Off-The-Road(OTR) Industrial(ID) Agricultural (AG)			計 Total		
	新車用 OE	交替用 RE	計 Total	新車用 OE	交替用 RE	計 Total	新車用 OE	交替用 RE	計 Total	新車用 OE	交替用 RE	計 Total	新車用 OE	交替用 RE	計 Total
1996	530	1,320	1,850	2,176	2,668	4,844	6,258	4,760	11,018	383	158	541	9,347	8,906	18,253
	36	433	469	1,697	2,028	3,725	6,249	4,760	11,009	-	-	-	7,982	7,221	15,203
1997	345	1,220	1,565	1,882	2,827	4,709	6,757	5,924	12,682	382	370	752	9,366	10,342	19,708
	54	565	619	1,450	2,170	3,621	6,706	5,924	12,630	-	-	-	8,211	8,660	16,871
1998	121	998	1,119	1,221	2,023	3,244	5,281	5,424	10,705	169	232	401	6,792	8,676	15,469
	30	531	561	965	1,555	2,521	5,166	5,424	10,590	-	-	-	6,161	7,510	13,671
1999	10	53	63	143	122	265	359	267	625	25	14	39	536	456	992
	4	26	30	123	93	215	358	267	624	-	-	-	484	386	870
	12	64	75	167	175	343	385	309	694	23	15	38	587	563	1,150
4	5	37	41	149	144	293	381	309	690	-	-	-	534	490	1,024
	14	84	98	161	175	336	372	395	767	13	12	25	560	666	1,226
5	5	45	50	142	140	282	371	395	766	-	-	-	519	579	1,098
	1~5	53	273	325	768	1,445	2,098	1,477	3,576	106	56	161	3,024	2,483	5,507
計	20	145	164	663	535	1,198	2,070	1,477	3,548	-	-	-	2,753	2,157	4,910

註: ① 上段은 總數量, 下段은 래디알 타이어
② 위 統計는 韓國, 錦湖, 宇成만의 것임.
③ OE: 新車用, RE: 交替用

Remarks: ① Each upsides are total figures, downsides are radial tires.

② Above figures are only Hankook, Kumho, Woosung.

③ OE: Original Equipment, RE: Replacement

資料: 大韓타이어工業協會

Source: Korea Tire Manufacturers Association.

자동차용 타이어 內需(新車用 및 交替用) 出荷現況(重量)
Domestic Shipment of Original Equipments & Replacements of Automobile Tires(Weight)

(單位: 톤)

(unit : ton)

年度別 year	트럭·버스用 Truck & Bus			輕트럭用 Light Truck			乗用車用 Passenger Car			建設·産業·農機械用 Off-The-Road(OTR) Industrial(ID) Agricultural (AG)			計 Total		
	新車用 OE	交替用 RE	計 Total	新車用 OE	交替用 RE	計 Total	新車用 OE	交替用 RE	計 Total	新車用 OE	交替用 RE	計 Total	新車用 OE	交替用 RE	計 Total
1996	24,350	74,354	98,704	25,068	36,238	61,307	51,034	39,856	90,890	10,341	5,126	15,466	110,793	155,574	266,367
	2,331	28,820	31,150	16,378	22,851	39,229	51,002	39,856	90,858	-	-	-	69,711	91,527	161,238
1997	18,938	70,092	89,030	21,370	38,363	59,733	57,773	50,507	108,280	9,628	15,471	25,098	107,708	174,433	282,142
	5,257	37,636	42,893	14,165	25,212	39,376	57,558	50,507	108,065	-	-	-	76,979	113,355	190,334
1998	5,764	57,736	63,499	13,550	27,757	41,306	43,774	46,979	90,753	5,730	9,109	14,839	68,818	141,580	210,398
	1,771	33,957	35,728	9,726	18,711	28,437	43,315	46,979	90,294	-	-	-	54,813	99,647	154,459
1999	493	2,992	3,485	1,550	1,705	3,255	3,136	2,306	5,442	769	392	1,160	5,948	7,394	13,342
	208	1,713	1,921	1,233	1,170	2,403	3,133	2,306	5,438	-	-	-	4,574	5,189	9,762
	585	3,703	4,287	1,760	2,349	4,108	3,351	2,673	6,024	700	400	1,099	6,395	9,124	15,519
4	270	2,358	2,629	1,486	1,763	3,248	3,337	2,673	6,010	-	-	-	5,092	6,794	11,886
	700	4,939	5,609	1,704	2,412	4,116	3,311	3,462	6,773	365	402	767	6,051	11,215	17,266
5	307	2,886	3,194	1,388	1,751	3,138	3,308	2,462	6,770	-	-	-	5,003	8,099	13,102
	2,606	15,802	18,408	8,010	9,218	17,228	17,570	12,810	30,380	3,319	1,700	5,018	31,505	39,530	71,034
計	1,156	9,346	10,502	6,494	6,607	13,102	17,467	12,810	30,277	-	-	-	25,118	28,763	53,881

註: ① 上段은 總數量, 下段은 래디알 타이어
② 위 統計는 韓國, 錦湖, 宇成만의 것임.
③ OE: 新車用, RE: 交替用

Remarks: ① Each upsides are total figures, downsides are radial tires.

② Above figures are only Hankook, Kumho, Woosung.

③ OE: Original Equipment, RE: Replacement

資料: 大韓타이어工業協會

Source: Korea Tire Manufacturers Association.

自動車 튜브레스 타이어 生産 및 出荷現況(數量 및 重量)
Production & Shipments of Automobile Tubeless Tires(Volume & Weight)

(單位 : 1,000個, 톤)

(unit : 1,000, ton)

年度別 year	트럭·버스용 Truck & Bus			輕트럭용 Light Truck			乗用車用 Passenger Car			建設·産業·農機械用 Off-The-Road(OTR) Industrial(ID) Agricultural(AG)			計 Total		
	生産 Production	出荷 (Shipments)		生産 Production	出荷 (Shipments)		生産 Production	出荷 (Shipments)		生産 Production	出荷 (Shipments)		生産 Production	出荷 (Shipments)	
		內需 Domestic	輸出 Exports		內需 Domestic	輸出 Exports		內需 Domestic	輸出 Exports		內需 Domestic	輸出 Exports		內需 Domestic	輸出 Exports
1996	2,133 138,076	250 16,205	1,912 123,394	6,987 85,473	2,214 21,948	4,841 63,642	37,824 298,119	10,684 88,206	26,766 206,821	9 2,101	6 1,460	3 463	46,953 523,769	13,153 127,819	33,522 394,320
1997	2,158 138,532	316 22,251	1,765 111,537	7,184 90,899	1,759 19,124	5,222 72,324	38,239 304,390	12,246 104,836	26,731 203,834	15 2,432	10 1,795	5 633	47,595 536,252	14,331 148,006	33,723 388,328
1998	2,354 147,722	415 26,577	2,086 126,411	8,176 101,203	1,837 19,760	7,128 93,283	38,454 301,191	10,241 87,629	29,922 234,039	15 2,264	9 1,362	6 845	48,999 552,380	12,503 135,328	39,142 454,578
1999 3	251 15,877	20 1,274	204 12,825	672 9,299	152 1,635	450 7,031	3,741 30,083	588 5,132	2,812 22,034	2 197	1 112	1 55	4,665 55,456	761 8,153	3,467 41,945
	4	241 15,121	30 1,895	219 13,649	656 9,214	212 2,250	481 7,300	3,649 29,371	649 5,690	3,081 24,463	1 234	1 107	1 55	4,547 53,939	891 9,943
5	242 14,975	38 2,447	214 13,254	695 9,682	198 2,124	617 8,792	3,874 31,237	736 6,549	3,288 25,553	2 261	1 152	- 76	4,812 56,155	973 11,272	4,119 47,675
	1~5 計	1,162 72,783	117 7,511	995 62,305	3,360 46,490	851 8,978	2,414 36,097	17,816 142,991	3,373 28,810	13,596 106,757	8 1,001	5 537	3 337	22,345 263,264	4,346 45,836

註 : 上段은 數量, 下段은 重量

Remarks : Each upsides are volume, downsides are weight.

위 統計는 韓國, 錦湖, 宇成만의 것임.

Above figures are only Hankook, Kumho, Woosung.

資料 : 大韓타이어工業協會

Source : Korea Tire Manufacturers Association.

타이어 및 튜브 地域別 輸出現況(金額)

Exports of Tires & Tubes by Region(Value)

(單位 : 1,000달러)

(unit : FOB US \$ 1,000)

地域 年度	東南亞 Southeast Asia	中 東 Middle East	歐 洲 Europe	北 美 North America	中南美 Latin America	아프리카 Africa	大洋洲 Oceania	計 Total
1996	164,867	253,912	453,238	273,346	213,651	108,439	81,209	1,548,662
1997	143,223	219,750	379,061	268,987	263,746	84,734	77,784	1,437,285
1998	95,178	180,047	461,040	337,047	305,861	98,609	74,596	1,552,378
1999. 5	8,119	8,744	41,920	28,177	18,977	7,261	5,935	119,133
(1~5 月計)	40,307	55,694	201,742	154,434	94,981	39,136	29,083	615,377
前年同期比(%) as % of 1998(1~5)	96.5	85.8	105.2	107.4	73.3	100.6	88.8	95.6

註 : 通關基準

Remarks : Basis on customs clearance.

資料 : 關稅廳 貿易統計

Source : Statistical yearbook of foreign trade.

통 계(국내)

自轉車用 · 運搬車用 · 二輪車用 타이어 및
Production & Shipments & Stocks of Bicycle ·

(單位: 1,000個)

年度別 year	自轉車用 타이어 · 튜브 Bicycle Tires & Tubes				運搬車用 타이어 · 튜브 Handcart Tires & Tubes			
	生産 Production	出荷 Shipments		在庫 Stocks	生産 Production	出荷 Shipments		在庫 Stocks
		內需 Domestic	輸出 Exports			內需 Domestic	輸出 Exports	
1996	7,966	2,137	5,412	1,319	673	579	142	162
	5,869	2,735	2,863	1,308	518	512	2	138
1997	6,786	2,391	4,534	1,220	622	449	210	119
	5,253	3,135	1,851	1,616	564	529	-	154
1998	6,191	1,770	4,532	980	167	165	2	62
	3,727	2,221	1,884	1,237	337	360	3	103
1999. 3	509	167	402	1,030	13	42	2	49
	243	227	131	1,053	23	69	-	80
4	475	156	370	976	8	22	-	34
	236	189	98	1,002	21	34	-	66
5	479	173	340	941	9	13	-	30
	200	224	120	853	30	22	-	75
1~5計	2,262	663	1,880	941	59	89	2	30
	1,192	846	725	853	128	157	-	75

註: 上段은 타이어, 下段은 튜브
資料: 大韓타이어工業協會

自轉車用 · 運搬車用 · 二輪車用 타이어 및
Production & Shipments & Stocks of Bicycle ·

(單位: 톤)

年度別 year	自轉車用 타이어 · 튜브 Bicycle Tires & Tubes				運搬車用 타이어 · 튜브 Handcart Tires & Tubes			
	生産 Production	出荷 Shipments		在庫 Stocks	生産 Production	出荷 Shipments		在庫 Stocks
		內需 Domestic	輸出 Exports			內需 Domestic	輸出 Exports	
1996	4,766	1,345	2,898	814	2,930	2,472	688	425
	1,234	514	547	247	205	213	1	57
1997	3,725	1,473	2,477	822	3,125	2,202	1,128	625
	1,016	609	331	308	251	233	-	119
1998	3,502	1,114	2,511	527	372	408	5	185
	688	389	318	198	92	92	1	29
1999. 3	308	121	220	753	34	115	4	133
	45	39	22	172	10	30	-	34
4	276	98	200	631	23	68	-	103
	44	31	17	156	9	15	-	28
5	290	113	182	633	27	39	-	90
	37	38	20	138	13	9	-	32
1~5計	1,346	446	1,023	633	146	248	4	90
	218	142	123	138	45	66	-	32

註: 上段은 타이어, 下段은 튜브
資料: 大韓타이어工業協會

튜브 생산·出荷·在庫現況(數量)
Handcart·Motorcycle Tires & Tubes(Volume)

(unit : 1,000)

二輪車用 타이어·튜브 Motorcycle Tires & Tubes				計 Total			
生産 Production	出荷 Shipments		在庫 Stocks	生産 Production	出荷 Shipments		在庫 Stocks
	內需 Domestic	輸出 Exports			內需 Domestic	輸出 Exports	
2,926	1,264	1,494	349	11,564	3,979	7,049	1,830
6,187	2,297	3,607	736	12,574	5,544	6,472	2,183
2,692	1,477	1,278	292	10,100	4,317	6,022	1,631
3,755	1,874	2,310	280	9,573	5,537	4,160	2,050
2,390	1,228	1,269	394	8,749	3,163	5,803	1,436
3,454	1,622	1,798	340	7,518	4,202	3,685	1,680
265	153	103	222	788	362	507	1,301
403	132	210	506	670	428	341	1,639
281	133	158	207	763	312	529	1,218
341	103	285	460	598	326	383	1,528
244	151	118	188	732	337	458	1,159
293	131	148	474	524	377	268	1,402
1,157	635	612	188	3,479	1,387	2,493	1,159
1,579	468	975	474	2,899	1,471	1,700	1,402

Remarks : Each upsides are tires, downsides are tubes.
Source : Korea Tire Manufacturers Association.

튜브 생산·出荷·在庫現況(重量)
Handcart·Motorcycle Tires & Tubes(Weight)

(unit : ton)

二輪車用 타이어·튜브 Motorcycle Tires & Tubes				計 Total			
生産 Production	出荷 Shipments		在庫 Stocks	生産 Production	出荷 Shipments		在庫 Stocks
	內需 Domestic	輸出 Exports			內需 Domestic	輸出 Exports	
6,421	2,965	3,036	792	14,116	6,782	6,612	2,031
2,478	881	1,250	294	3,917	1,609	1,799	598
5,632	3,779	2,433	717	12,482	7,455	6,037	2,164
1,531	750	812	81	2,798	1,592	1,142	508
7,113	3,796	3,689	1,025	10,987	5,318	6,205	1,737
1,300	563	628	125	2,081	1,043	948	353
888	511	372	738	1,230	747	596	1,623
159	49	74	186	214	117	96	392
955	469	489	723	1,254	634	689	1,457
137	39	100	170	189	85	116	354
842	541	393	650	1,158	693	575	1,373
113	48	52	169	163	95	72	339
3,912	2,192	1,927	650	5,405	2,886	2,954	1,373
618	172	341	169	881	380	464	339

Remarks : Each upsides are tires, downsides are tubes.
Source : Korea Tire Manufacturers Association.

自動車 타이어 種類別 輸入現況(數量 및 金額)

Imports of Automobile Tires(Volume & Value)

(單位: 個, 1,000달러)

(unit: each, U\$ 1,000)

年度別 Year	乗用車用 Passenger Car		트럭·버스用 Truck & Bus		産業用 또는 農耕用 Industrial Vehicles or Agricultural Machinery		其他 Others		計 Total	
	數量 Volume	金額 Value	數量 Volume	金額 Value	數量 Volume	金額 Value	數量 Volume	金額 Value	數量 Volume	金額 Value
1996	1,906,911	64,059	102,384	8,469	462,282	6,180	78,527	848	2,550,104	79,556
1997	1,529,451	52,086	73,097	6,391	617,904	5,780	179,157	1,686	2,399,609	65,943
1998	740,350	24,293	60,631	4,625	516,259	4,820	73,075	1,030	1,390,315	34,768
1999. 4	94,754	3,134	9,769	821	61,272	468	5,202	51	170,997	4,474
5	65,666	2,299	2,564	198	58,860	585	28,271	86	155,361	3,168
1~5計	416,480	13,793	28,877	2,074	256,042	2,146	44,452	266	745,851	18,279

資料: 關稅廳 貿易統計

Source: Statistical yearbook of foreign trade.

乗用車用 래디알 타이어 國家別 輸入現況(數量 및 金額)

Imports of Passenger Car Radial Tires(Volume & Value)

(單位: 個, 1,000달러)

(unit: each, U\$ 1,000)

年度別 Year	美 國 U. S. A.	캐나다 Canada	프랑스 France	獨逸 Germany	이태리 Italy	英 國 U. K.	스페인 Spain	日 本 Japan	其他 Others	計 Total
1996	280,709	92,661	188,441	452,583	180,472	115,631	45,594	130,973	345,856	1,832,920
	12,130	4,358	6,457	15,578	6,655	3,491	1,546	3,154	10,453	63,822
1997	275,704	88,572	43,002	125,282	122,630	47,220	156,406	307,928	336,314	1,503,058
	11,518	3,964	1,516	5,361	4,241	1,653	6,753	8,078	8,704	51,788
1998	95,157	27,904	22,942	69,954	60,636	112,138	44,534	195,665	97,327	726,257
	4,005	1,178	663	2,926	2,344	3,580	1,787	5,454	2,082	24,019
1999. 4	11,672	2,133	7,764	12,620	7,294	5,180	127	28,118	16,818	91,726
	501	92	250	478	260	147	9	1,000	334	3,071
5	6,868	1,024	2,761	11,045	2,750	3,138	-	26,299	7,693	61,578
	224	38	106	478	103	109	-	983	176	2,217
1~5計	54,184	7,473	16,817	48,954	30,166	10,771	344	141,379	95,289	405,377
	2,234	316	571	1,941	954	328	13	5,081	2,037	13,475

註: 上段은 數量, 下段은 金額

Remarks: Each upsides are volume, downsides are value.

資料: 關稅廳 貿易統計

Source: Statistical yearbook of foreign trade.

트럭·버스용 래디알 타이어 國家別 輸入現況(數量 및 金額)

Imports of Truck & Bus Radial Tires(Volume & Value)

(單位: 個, 1,000달러)

(unit: each, U\$ 1,000)

年度別 Year	美 國 U. S. A.	캐나다 Canada	프랑스 France	獨逸 Germany	이태리 Italy	英 國 U. K.	스페인 Spain	日 本 Japan	其他 Others	計 Total
1996	677	4	13,623	26,589	4,143	19,152	3,331	25,885	44	93,448
	54	1	2,350	1,526	611	2,215	603	861	8	8,229
1997	1,239	-	15,172	25,396	423	16,057	2,051	6,387	4,128	70,853
	118	-	1,912	1,424	88	1,605	390	291	316	8,229
1998	846	-	8,607	4,938	1,792	14,836	1,185	10,105	13,809	56,118
	105	-	1,043	188	194	1,106	187	880	657	4,360
1999. 4	813	-	1,611	96	50	3,801	1,077	300	2,021	9,769
	58	-	154	5	7	265	156	37	139	821
5	344	-	788	-	-	832	-	-	600	2,564
	23	-	99	-	-	63	-	-	13	198
1~5計	1,796	-	4,537	9,414	50	6,700	1,270	3,148	6,136	33,051
	124	-	536	125	7	452	184	286	346	2,060

註: 上段은 數量, 下段은 金額

Remarks: Each upsides are volume, downsides are value.

資料: 關稅廳 貿易統計

Source: Statistical yearbook of foreign trade.

自轉車用 타이어 國家別 輸入現況(數量 및 金額)
Imports of Bicycle Tires(Volume & Value)

(單位 : 個, 달러)

(unit : each, U \$)

年度別 Year	中國 P. R. China	프랑스 France	인도네시아 Indonesia	이태리 Italy	日本 Japan	泰國 Thailand	臺灣 Taiwan	美國 U. S. A.	기 타 Others	計 Total
1997	245,050	—	5,678,662	3,010	1,670	13,400	—	150	100	5,942,042
	425,839	—	6,353,927	37,033	13,849	27,690	—	1,359	1,547	6,861,244
1998	71,902	—	4,468,726	1,686	2,727	17,000	6,055	225	3,758	4,572,079
	132,288	—	3,818,001	13,922	18,823	29,896	7,989	1,772	22,704	4,045,395
1999. 4	23,200	—	134,910	—	200	—	170	190	—	158,670
	42,676	—	234,558	—	3,105	—	1,832	2,586	—	284,757
5	25,130	—	149,920	350	100	—	600	—	—	176,100
	49,942	—	244,170	2,377	2,702	—	1,570	—	—	300,761
1~5 計	104,280	25	930,305	350	940	7,000	770	190	—	1,043,860
	208,902	148	1,209,236	2,377	11,256	14,496	3,402	2,586	—	1,452,403

註 : 上段은 數量, 下段은 金額
資料 : 關稅廳 貿易統計

Remarks : Each upsides are volume, downsides are value.
Source : Statistical yearbook of foreign trade.

自轉車用 튜브 國家別 輸入現況(數量 및 金額)
Imports of Bicycle Tubes(Volume & Value)

(單位 : 個, 달러)

(unit : each, U \$)

年度別 Year	中國 P. R. China	프랑스 France	인도네시아 Indonesia	이태리 Italy	日本 Japan	泰國 Thailand	臺灣 Taiwan	기 타 Others	計 Total
1997	4,110	—	6,000	300	800	6,000	—	50	17,260
	3,082	—	4,527	10,139	2,218	4,520	—	80	24,566
1998	—	—	81,230	—	90	12,000	3,200	106	96,626
	—	—	44,523	—	1,180	3,560	4,031	207	53,501
1999. 4	—	—	103,490	—	—	—	200	160	103,850
	—	—	83,887	—	—	—	342	990	85,219
5	2,000	—	110,950	—	—	—	—	—	112,950
	1,200	—	103,435	—	—	—	—	—	104,635
1~5 計	3,100	—	448,050	—	—	—	200	160	451,510
	1,869	—	391,762	—	—	—	342	990	394,963

註 : 上段은 數量, 下段은 金額
資料 : 關稅廳 貿易統計

Remarks : Each upsides are volume, downsides are value.
Source : Statistical yearbook of foreign trade.

통 계(해외)

世界 主要國의 天然고무 및
Production & Consumption of

生 産 (單位: 1,000톤)

區分 年度別	天 然 高 무										
	泰 國	인 도 네시아	말 레 이지아	印 度	中 國	베트남	스 리 랑 카	나 이 지리아	코트디 브와르	필리핀	計
1997	2,032.7	1,504.8	971.1	580.3	444.0	201.0	105.8	65.0	108.0	64.8	6,380
1998. 1	209.8	125.8	84.3	64.8	37.0	18.0	7.3	5.0	9.0	5.5	620
2	209.7	120.0	68.5	28.2	37.0	19.0	8.8	5.5	9.0	5.0	500
3	187.6	132.0	62.0	29.7	37.0	19.0	8.0	4.0	8.0	5.5	520
4	125.5	142.6	51.6	41.8	37.0	16.0	8.1	4.5	8.0	5.5	470
5	129.3	115.3	57.6	47.6	37.0	17.0	8.6	3.0	8.0	5.0	430
6	177.7	85.1	71.4	41.2	37.0	17.0	9.1	3.5	8.0	5.5	480
7	200.8	175.7	83.8	38.6	38.0	18.0	7.7	3.0	9.0	5.5	600
8	216.9	214.2	81.2	46.0	38.0	17.0	7.5	3.5	10.0	5.0	650
9	196.6	204.2	87.8	51.0	38.0	18.0	8.3	3.0	10.0	5.5	640
10	207.3	132.8	81.4	57.1	38.0	19.0	6.8	3.5	10.0	5.5	600
11	165.9	149.0	73.8	74.0	38.0	20.0	7.0	3.0	10.0	5.0	570
12	178.6	153.0	82.3	71.1	38.0	21.0	8.5	3.5	9.6	5.5	590
計	2,205.7	1,749.7	885.7	591.1	450.0	219.0	95.7	45.0	108.6	64.0	6,680
1999. 1	177.7	143.0	75.9	69.7	38.0	20.0	8.0	3.0	9.0	5.5	570
2	173.0	129.0	81.8	30.0	38.0	18.0	8.0	3.5	9.0	5.0	520
3	182.2		72.6								
4	143.2										
5											
6											
7											
8											
9											
10											
11											
12											
計											

使 用 (單位: 1,000톤)

年度別	美 國 ^①			日 本			中 國			韓 國		
	天然	合成	計	天然	合成	計	天然	合成	計	天然	合成	計
1997	1,044.1	2,322.7	3,366.8	713.0	1,163.0	1,876.0	910.0	995.0	1,905.0	302.0	405.5	707.5
1998. 1	104.4	196.5	300.9	53.8	84.9	138.7	68.0	81.0	149.0	21.0	27.0	48.0
2	76.6	192.5	269.1	57.9	91.5	149.4	68.0	81.0	149.0	21.0	27.0	48.0
3	102.7	214.8	317.5	61.2	96.7	157.9	68.0	81.0	149.0	20.0	27.0	47.0
4	81.0	194.4	275.4	60.9	95.2	156.1	68.0	81.0	149.0	24.0	17.0	41.0
5	98.0	199.8	297.8	54.6	85.3	139.9	68.0	81.0	149.0	24.0	17.0	41.0
6	92.9	201.4	294.3	60.6	94.6	155.2	68.0	81.0	149.0	25.0	18.0	43.0
7	96.4	192.0	288.4	62.5	96.7	159.2	71.0	84.0	155.0	23.0	24.0	47.0
8	91.7	204.5	296.2	50.8	78.5	129.3	71.0	84.0	155.0	23.0	24.0	47.0
9	119.1	202.2	321.3	61.8	95.6	157.4	70.0	85.0	155.0	24.0	25.0	49.0
10	104.8	200.3	305.1	64.1	103.8	167.9	73.0	87.0	160.0	26.0	23.0	49.0
11	78.4	181.2	259.6	62.3	100.9	163.2	73.0	87.0	160.0	26.0	23.0	49.0
12	111.4	174.8	286.2	56.8	92.0	148.8	73.0	87.0	160.0	25.0	23.0	48.0
計	1,157.4	2,354.4	3,511.8	707.3	1,115.7	1,823.0	839.0	1,000.0	1,839.0	282.0	275.0	557.0
1999. 1	90.0	195.0	285.0	55.7	93.3	149.0	73.0	90.0	163.0	26.0	26.0	52.0
2	90.0	195.0	285.0	59.5	97.5	157.0	73.0	90.0	163.0	26.0	25.0	51.0
3										25.0		
4												
5												
6												
7												
8												
9												
10												
11												
12												
計												

註: ① 모든 데이터는 미국고무협회(R.M.A)에서 나온 것이다.

資料: IRSG(International Rubber Study Group)의 Rubber Statistical Bulletin(1999. 6. Vol. 53 No. 9)

合成고무 生産 및 使用現況(重量)

Natural & Synthetic Rubber(Weight)

(unit : 1,000tons)

合 成 高 무											區分 國家	年度別
美 國	日 本	러시아	프랑스	中 國	韓 國	獨 逸	英 國	이태리	브라질	世界 (計)		
2,589.0	1,591.5	724.9	594.9	599.7	540.1	555.1	294.3	295.0	336.0	10,040	1997	1
230.0	142.8	50.0	54.3	41.0	50.8	47.3	23.2	25.0	28.0	850	1998.	2
200.0	124.9	44.9	49.4	34.5	43.4	49.1	21.0	26.0	29.0	770		3
230.0	106.4	52.4	52.2	55.1	38.7	56.9	23.3	27.0	28.0	840		4
220.0	127.8	50.0	51.9	53.3	48.0	44.0	21.8	26.0	28.0	830		5
240.0	131.4	51.2	57.1	53.9	36.2	50.2	22.2	27.0	29.0	860		6
210.0	124.9	50.0	48.6	43.5	36.6	46.3	21.9	25.0	28.0	800		7
220.0	134.0	50.0	43.5	41.5	44.5	52.1	20.9	24.0	28.0	830		8
210.0	123.2	50.0	46.3	39.4	51.3	40.3	9.3	11.0	29.0	770		9
230.0	110.2	50.0	51.2	39.1	45.5	52.9	19.6	23.0	28.0	810		10
210.0	116.1	50.0	54.6	53.6	45.0	49.8	25.1	26.0	28.0	830		11
200.0	135.9	50.0	52.0	72.8	45.0	46.1	22.6	26.0	29.0	850		12
210.0	142.5	50.0	44.4	61.3	45.0	45.4	21.3	24.0	28.0	830		計
2,610.0	1,520.1	598.5	605.5	589.0	530.0	580.4	252.2	290.0	340.0	9,890	1998.	1
210.0	137.8	50.0	51.9	50.0	45.0	57.0	2.3	25.0	29.0	840		2
210.0	123.5	50.0	49.9	50.0	45.0	57.0	1.2	25.0	28.0	820		3
			55.8				2.0					4
							1.4					5
												6
												7
												8
												9
												10
												11
												12
												計

(unit : 1,000tons)

프 랑 스			獨 逸			러 시 아			英 國			世界(計)			年度別
天然	合成	計	天然	合成	計	天然	合成	計	天然	合成	計	天然	合成	計	
192.3	416.2	608.5	212.0	501.0	713.0	9.0	450.0	459.0	119.0	235.0	354.0	6,510	9,960	16,470	1996
19.0	39.5	58.5	18.0	41.0	59.0	0.5	35.0	35.5	12.0	20.0	32.0	540	820	1,360	1997.
15.0	34.9	49.9	18.0	41.0	59.0	0.5	35.0	35.5	12.0	20.0	32.0	510	810	1,320	2
20.8	38.0	58.8	20.0	47.0	67.0	0.5	35.0	35.5	12.0	19.0	31.0	560	860	1,420	3
22.0	36.4	58.4	21.0	45.0	66.0	0.5	35.0	35.5	12.0	14.0	26.0	540	820	1,360	4
17.4	43.4	60.8	20.0	44.0	64.0	0.5	35.0	35.5	11.0	13.0	24.0	530	820	1,350	5
21.7	36.9	58.6	21.0	46.0	67.0	0.5	35.0	35.5	11.0	13.0	24.0	570	820	1,390	6
17.7	32.3	50.0	22.0	45.0	67.0	0.5	35.0	35.5	12.0	15.0	27.0	550	810	1,360	7
14.2	30.5	44.7	19.0	39.0	58.0	0.5	35.0	35.5	12.0	14.0	26.0	550	790	1,340	8
19.4	40.5	59.9	22.0	46.0	68.0	0.5	35.0	35.5	12.0	14.0	26.0	590	850	1,440	9
21.9	39.9	61.8	24.0	48.0	72.0	0.5	35.0	35.5	12.0	15.0	27.0	580	850	1,430	10
17.4	43.6	61.0	23.0	46.0	69.0	0.5	35.0	35.5	12.0	15.0	27.0	550	820	1,370	11
16.5	35.5	52.0	20.0	41.0	61.0	0.5	35.0	35.5	12.0	15.0	27.0	560	790	1,350	12
223.0	451.4	674.4	248.0	529.0	777.0	6.0	420.0	426.0	142.0	187.0	329.0	6,610	9,850	16,460	計
18.2	40.1	58.3	15.0	39.0	54.0	0.5	35.0	35.5	12.0	16.0	28.0	510	820	1,330	1998.
16.2	35.4	51.6	15.0	39.0	54.0	0.5	35.0	35.5	12.0	16.0	28.0	550	830	1,380	2
19.6	41.6	61.2													3
															4
															5
															6
															7
															8
															9
															10
															11
															12
															計

Remarks : ① All data from Rubber Manufacturers Association(R.M.A.)

Source : IRSG(International Rubber Study Group) Rubber Statistical Bulletin(Vol. 53. No. 9, June 1999)

全國自動車登録現況(數量)
Automobile Population(Volume)

(單位: 臺)

1999년 5월말 현재(unit: each)

차종	시·도·면	서울	부산	대구	인천	광주	대전	울산	경기도	강원	충북	충남	전북	전남	경북	경남	제주	합계
합계	계	2,220,026	739,923	624,545	567,797	291,853	333,963	265,320	2,119,971	378,513	315,688	426,369	424,018	412,783	676,914	715,131	144,795	10,679,639
	기	1,741,468	523,421	455,512	415,530	214,800	241,233	206,023	1,556,725	232,076	230,315	273,422	275,421	248,090	449,510	490,207	89,290	7,676,663
승용차	계	1,658,992	501,557	438,918	396,747	206,971	239,545	196,171	1,467,824	230,873	213,884	253,400	257,104	229,426	420,773	464,432	82,102	7,263,838
	소	1,650,134	498,697	436,345	395,757	199,441	238,260	195,560	1,462,269	230,233	213,283	252,597	256,081	228,433	419,784	462,873	81,955	7,221,707
승합차	계	82,322	36,144	36,669	29,911	12,211	16,577	12,965	10,692	21,137	19,310	21,002	19,262	17,439	33,470	47,982	5,590	539,832
	소	82,322	36,144	36,669	29,911	12,211	16,577	12,965	10,692	21,137	19,310	21,002	19,262	17,439	33,470	47,982	5,590	539,832
중형차	계	1,066,000	312,526	265,570	236,311	123,415	169,961	136,782	1,111,736	184,786	183,213	155,561	147,659	139,117	242,133	272,457	48,734	3,977,634
	소	1,066,000	312,526	265,570	236,311	123,415	169,961	136,782	1,111,736	184,786	183,213	155,561	147,659	139,117	242,133	272,457	48,734	3,977,634
중형차	계	1,066,000	312,526	265,570	236,311	123,415	169,961	136,782	1,111,736	184,786	183,213	155,561	147,659	139,117	242,133	272,457	48,734	3,977,634
	소	1,066,000	312,526	265,570	236,311	123,415	169,961	136,782	1,111,736	184,786	183,213	155,561	147,659	139,117	242,133	272,457	48,734	3,977,634
중형차	계	1,066,000	312,526	265,570	236,311	123,415	169,961	136,782	1,111,736	184,786	183,213	155,561	147,659	139,117	242,133	272,457	48,734	3,977,634
	소	1,066,000	312,526	265,570	236,311	123,415	169,961	136,782	1,111,736	184,786	183,213	155,561	147,659	139,117	242,133	272,457	48,734	3,977,634
중형차	계	1,066,000	312,526	265,570	236,311	123,415	169,961	136,782	1,111,736	184,786	183,213	155,561	147,659	139,117	242,133	272,457	48,734	3,977,634
	소	1,066,000	312,526	265,570	236,311	123,415	169,961	136,782	1,111,736	184,786	183,213	155,561	147,659	139,117	242,133	272,457	48,734	3,977,634
중형차	계	1,066,000	312,526	265,570	236,311	123,415	169,961	136,782	1,111,736	184,786	183,213	155,561	147,659	139,117	242,133	272,457	48,734	3,977,634
	소	1,066,000	312,526	265,570	236,311	123,415	169,961	136,782	1,111,736	184,786	183,213	155,561	147,659	139,117	242,133	272,457	48,734	3,977,634
중형차	계	1,066,000	312,526	265,570	236,311	123,415	169,961	136,782	1,111,736	184,786	183,213	155,561	147,659	139,117	242,133	272,457	48,734	3,977,634
	소	1,066,000	312,526	265,570	236,311	123,415	169,961	136,782	1,111,736	184,786	183,213	155,561	147,659	139,117	242,133	272,457	48,734	3,977,634
중형차	계	1,066,000	312,526	265,570	236,311	123,415	169,961	136,782	1,111,736	184,786	183,213	155,561	147,659	139,117	242,133	272,457	48,734	3,977,634
	소	1,066,000	312,526	265,570	236,311	123,415	169,961	136,782	1,111,736	184,786	183,213	155,561	147,659	139,117	242,133	272,457	48,734	3,977,634
중형차	계	1,066,000	312,526	265,570	236,311	123,415	169,961	136,782	1,111,736	184,786	183,213	155,561	147,659	139,117	242,133	272,457	48,734	3,977,634
	소	1,066,000	312,526	265,570	236,311	123,415	169,961	136,782	1,111,736	184,786	183,213	155,561	147,659	139,117	242,133	272,457	48,734	3,977,634
중형차	계	1,066,000	312,526	265,570	236,311	123,415	169,961	136,782	1,111,736	184,786	183,213	155,561	147,659	139,117	242,133	272,457	48,734	3,977,634
	소	1,066,000	312,526	265,570	236,311	123,415	169,961	136,782	1,111,736	184,786	183,213	155,561	147,659	139,117	242,133	272,457	48,734	3,977,634
중형차	계	1,066,000	312,526	265,570	236,311	123,415	169,961	136,782	1,111,736	184,786	183,213	155,561	147,659	139,117	242,133	272,457	48,734	3,977,634
	소	1,066,000	312,526	265,570	236,311	123,415	169,961	136,782	1,111,736	184,786	183,213	155,561	147,659	139,117	242,133	272,457	48,734	3,977,634
중형차	계	1,066,000	312,526	265,570	236,311	123,415	169,961	136,782	1,111,736	184,786	183,213	155,561	147,659	139,117	242,133	272,457	48,734	3,977,634
	소	1,066,000	312,526	265,570	236,311	123,415	169,961	136,782	1,111,736	184,786	183,213	155,561	147,659	139,117	242,133	272,457	48,734	3,977,634
중형차	계	1,066,000	312,526	265,570	236,311	123,415	169,961	136,782	1,111,736	184,786	183,213	155,561	147,659	139,117	242,133	272,457	48,734	3,977,634
	소	1,066,000	312,526	265,570	236,311	123,415	169,961	136,782	1,111,736	184,786	183,213	155,561	147,659	139,117	242,133	272,457	48,734	3,977,634
중형차	계	1,066,000	312,526	265,570	236,311	123,415	169,961	136,782	1,111,736	184,786	183,213	155,561	147,659	139,117	242,133	272,457	48,734	3,977,634
	소	1,066,000	312,526	265,570	236,311	123,415	169,961	136,782	1,111,736	184,786	183,213	155,561	147,659	139,117	242,133	272,457	48,734	3,977,634
중형차	계	1,066,000	312,526	265,570	236,311	123,415	169,961	136,782	1,111,736	184,786	183,213	155,561	147,659	139,117	242,133	272,457	48,734	3,977,634
	소	1,066,000	312,526	265,570	236,311	123,415	169,961	136,782	1,111,736	184,786	183,213	155,561	147,659	139,117	242,133	272,457	48,734	3,977,634
중형차	계	1,066,000	312,526	265,570	236,311	123,415	169,961	136,782	1,111,736	184,786	183,213	155,561	147,659	139,117	242,133	272,457	48,734	3,977,634
	소	1,066,000	312,526	265,570	236,311	123,415	169,961	136,782	1,111,736	184,786	183,213	155,561	147,659	139,117	242,133	272,457	48,734	3,977,634
중형차	계	1,066,000	312,526	265,570	236,311	123,415	169,961	136,782	1,111,736	184,786	183,213	155,561	147,659	139,117	242,133	272,457	48,734	3,977,634
	소	1,066,000	312,526	265,570	236,311	123,415	169,961	136,782	1,111,736	184,786	183,213	155,561	147,659	139,117	242,133	272,457	48,734	3,977,634
중형차	계	1,066,000	312,526	265,570	236,311	123,415	169,961	136,782	1,111,736	184,786	183,213	155,561	147,659	139,117	242,133	272,457	48,734	3,977,634
	소	1,066,000	312,526	265,570	236,311	123,415	169,961	136,782	1,111,736	184,786	183,213	155,561	147,659	139,117	242,133	272,457	48,734	3,977,634
중형차	계	1,066,000	312,526	265,570	236,311	123,415	169,961	136,782	1,111,736	184,786	183,213	155,561	147,659	139,117	242,133	272,457	48,734	3,977,634
	소	1,066,000	312,526	265,570	236,311	123,415	169,961	136,782	1,111,736	184,786	183,213	155,561	147,659	139,117	242,133	272,457	48,734	3,977,634
중형차	계	1,066,000	312,526	265,570	236,311	123,415	169,961	136,782	1,111,736	184,786	183,213	155,561	147,659	139,117	242,133	272,457	48,734	3,977,634
	소	1,066,000	312,526	265,570	236,311	123,415	169,961	136,782	1,111,736	184,786	183,213	155,561	147,659	139,117	242,133	272,457	48,734	3,977,634
중형차	계	1,066,000	312,526	265,570	236,311	123,415	169,961	136,782	1,111,736	184,786	183,213	155,561	147,659	139,117	242,133	272,457	48,734	3,977,634
	소	1,066,000	312,526	265,570	236,311	123,415	169,961	136,782	1,111,736	184,786	183,213	155,561	147,659	139,117	242,133	272,457	48,734	3,977,634
중형차	계	1,066,000	312,526	265,570	236,311	123,415	169,961	136,782	1,111,736	184,786	183,213	155,561	147,659	139,117	242,133	272,457	48,734	3,977,634
	소	1,066,000	312,526	265,570	236,311	123,415	169,961	136,782	1,111,736	184,786	183,213	155,561	147,659	139,117	242,133	272,457	48,734	3,977,634
중형차	계	1,066,000	312,526	265,570	236,311	123,415	169,961	136,782	1,111,736	184,786	183,213	155,561	147,659	139,117	242,133	272,457	48,734	