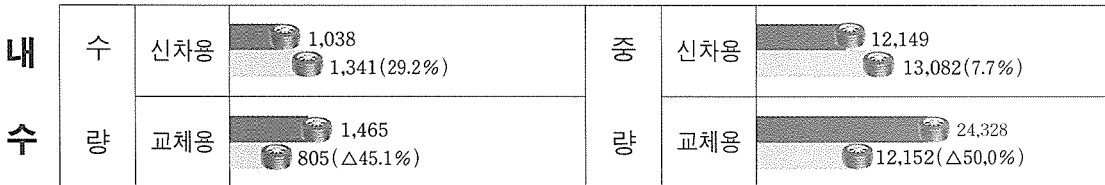
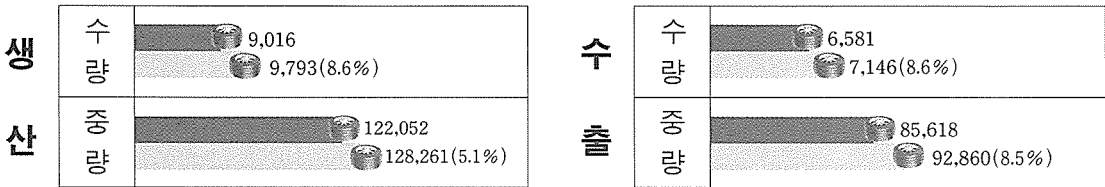


## 1~2월까지의 자동차 타이어 생산 및 판매

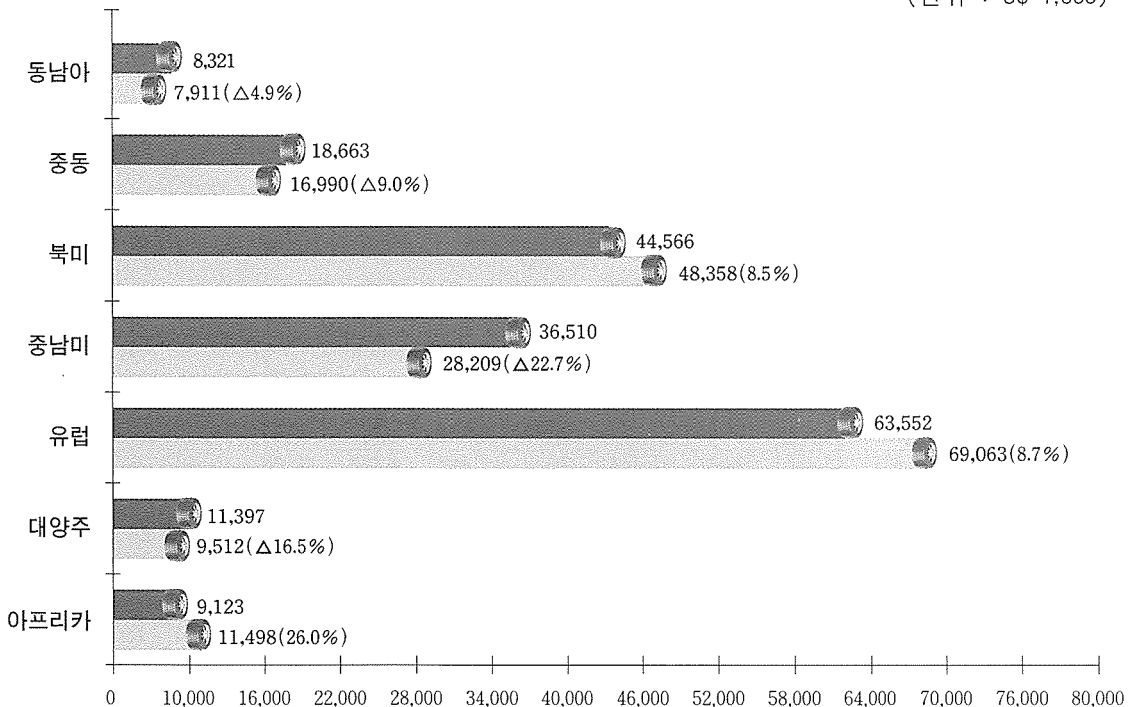
보기: ■ '98, ▨ '99

(단위:수량:1,000개, 중량:톤)



### ■ 자동차 타이어 지역별 수출실적(1~2월) ■

(단위 : US\$ 1,000)



주 : ( ) 전년동기대비 증감률  
자료: 대한타이어공업협회

통 계(국내)

自動車用 타이어 및 튜브  
Production & Shipments & Stocks

(單位 : 1,000個)

年度別 year	트럭·버스용 타이어 Truck & Bus				輕트럭용 타이어 Light Truck				乘用車용 타이어 Passenger Car			
	生産 Production	出荷(Shipments) 內需 Domestic    輸出 Exports		在庫 Stocks	生産 Production	出荷(Shipments) 內需 Domestic    輸出 Exports		在庫 Stocks	生産 Production	出荷(Shipments) 內需 Domestic    輸出 Exports		在庫 Stocks
1996	4,908	1,850	3,117	229	10,778	4,844	6,089	924	41,464	11,018	30,222	3,885
	2,709	469	2,273	136	8,000	3,725	4,412	654	41,241	11,009	29,977	3,845
1997	4,557	1,565	2,989	284	11,139	4,709	6,431	909	42,161	12,682	30,308	3,599
	2,778	619	2,169	169	8,537	3,621	4,927	632	41,891	12,630	30,100	3,549
1998	4,289	1,119	3,371	148	11,715	3,244	8,093	703	43,429	10,705	34,433	2,714
	2,879	561	2,568	61	9,489	2,521	6,593	523	43,211	10,590	34,345	2,675
1998. 12	450	52	295	148	1,726	241	716	703	4,685	584	3,089	2,714
	287	20	227	61	1,463	196	580	523	4,636	582	3,067	2,675
1999. 1	373	55	249	215	1,106	279	597	931	3,915	862	2,942	2,814
	273	28	192	113	949	227	520	723	3,886	850	2,929	2,772
2	307	34	262	225	610	222	387	928	3,386	627	2,690	2,849
	226	15	202	120	473	181	294	717	3,366	617	2,677	2,807
1~2計	680	89	511	225	1,716	501	984	928	7,301	1,489	5,632	2,849
	498	43	394	120	1,422	408	814	717	7,252	1,467	5,606	2,807

註 : 上段은 總數量, 下段은 레디알 타이어  
위 統計는 韓國, 錦湖, 宇成만의 것임.  
資料 : 大韓타이어工業協會

自動車用 타이어 및 튜브  
Production & Shipments & Stocks

(單位 : 톤)

年度別 year	트럭·버스용 타이어 Truck & Bus				輕트럭용 타이어 Light Truck				乘用車용 타이어 Passenger Car			
	生産 Production	出荷(Shipments) 內需 Domestic    輸出 Exports		在庫 Stocks	生産 Production	出荷(Shipments) 內需 Domestic    輸出 Exports		在庫 Stocks	生産 Production	出荷(Shipments) 內需 Domestic    輸出 Exports		在庫 Stocks
1996	286,023	98,704	190,619	13,091	145,738	61,307	85,898	11,121	328,738	90,890	233,535	30,869
	175,629	31,150	146,417	8,532	100,443	39,229	62,312	7,178	327,789	90,858	232,546	30,639
1997	267,200	89,030	178,186	15,735	150,214	59,733	90,049	11,684	334,509	108,280	231,181	30,369
	178,487	42,893	136,360	10,605	108,749	39,376	68,997	7,811	333,339	108,065	230,278	30,096
1998	247,816	63,499	200,688	7,541	152,869	41,306	113,823	8,863	338,626	90,753	267,846	21,403
	181,835	35,728	161,382	3,660	119,712	28,437	92,532	6,147	337,796	90,294	267,458	21,152
1998. 12	21,618	2,827	17,438	7,541	15,434	2,859	9,808	8,863	30,108	5,549	23,976	21,403
	16,433	1,220	14,345	3,660	12,811	2,091	8,111	6,147	29,981	5,542	23,882	21,152
1999. 1	22,101	3,138	14,933	11,518	14,792	3,195	8,880	11,543	31,118	6,986	22,940	22,315
	17,236	1,780	12,175	6,894	12,392	2,386	7,765	8,347	31,014	6,942	22,881	22,090
2	18,081	1,889	15,549	12,106	10,941	2,554	8,041	11,862	26,790	5,154	21,056	22,676
	14,175	979	12,792	7,245	8,921	1,926	6,739	8,574	26,709	5,118	20,995	22,456
1~2計	40,181	5,027	30,482	12,106	25,733	5,749	16,921	11,862	57,908	12,140	43,996	22,676
	31,411	2,759	24,967	7,245	21,312	4,312	14,504	8,574	57,722	12,059	43,876	22,456

註 : 上段은 總重量, 下段은 레디알 타이어  
위 統計는 韓國, 錦湖, 宇成만의 것임.  
資料 : 大韓타이어工業協會

生産・出荷・在庫現況 (數量)  
of Automobile Tires & Tubes (Volume)

(unit : 1,000)

建設・産業・農機械用 Off-The-Road (OTR) Industrial (ID) Agricultural (AG)				計 Total				튜브 Tubes			
生産 Production	出荷 (Shipments)		在庫 Stocks	生産 Production	出荷 (Shipments)		在庫 Stocks	生産 Production	出荷 (Shipments)		
	内需 Domestic	輸出 Exports			内需 Domestic	輸出 Exports			内需 Domestic	輸出 Exports	
629	541	130	104	57,779	18,253	39,559	5,152	15,638	2,949	12,445	
-	-	-	-	51,950	15,203	36,662	4,634	-	-	-	
742	752	83	82	58,599	19,708	39,812	4,875	14,607	3,079	11,602	
-	-	-	-	53,205	16,871	39,197	4,350	-	-	-	
507	401	195	56	59,940	5,469	46,092	3,621	11,694	2,213	9,681	
-	-	-	-	55,580	13,671	43,505	3,259	-	-	-	
53	25	20	56	6,913	901	4,120	3,621	599	146	505	
-	-	-	-	6,385	798	3,874	3,259	-	-	-	
48	36	9	62	5,441	1,232	3,797	4,021	575	163	553	
-	-	-	-	5,108	1,105	3,640	3,608	-	-	-	
48	30	9	73	4,351	913	3,349	4,075	559	98	413	
-	-	-	-	4,064	814	3,173	3,644	-	-	-	
96	66	18	73	9,793	2,145	7,146	4,075	1,134	260	966	
-	-	-	-	9,172	1,918	6,813	3,644	-	-	-	

Remarks : Each upsides are total figures, downsides are radial tires.  
Above figures are only Hankook, Kumho, Woosung.  
Source : Korea Tire Manufacturers Association.

生産・出荷・在庫現況 (重量)  
of Automobile Tires & Tubes (Weight)

(unit : ton)

建設・産業・農機械用 Off-The-Road (OTR) Industrial (ID) Agricultural (AG)				計 Total				튜브 Tubes			
生産 Production	出荷 (Shipments)		在庫 Stocks	生産 Production	出荷 (Shipments)		在庫 Stocks	生産 Production	出荷 (Shipments)		
	内需 Domestic	輸出 Exports			内需 Domestic	輸出 Exports			内需 Domestic	輸出 Exports	
24,329	15,466	8,544	3,743	784,828	266,367	518,595	58,825	24,506	7,777	16,503	
-	-	-	-	603,484	161,238	441,275	46,349	-	-	-	
30,203	25,098	6,294	3,191	782,126	282,142	505,711	60,979	23,098	7,863	15,039	
-	-	-	-	620,575	190,334	435,635	48,512	-	-	-	
25,281	14,839	12,960	2,842	764,593	210,398	595,317	40,650	17,617	5,352	12,908	
-	-	-	-	639,344	154,459	521,371	30,959	-	-	-	
2,372	922	1,636	2,842	69,532	12,157	52,859	40,650	1,272	362	872	
-	-	-	-	59,226	8,853	46,339	30,959	-	-	-	
2,448	1,289	756	3,253	70,459	14,608	47,509	48,629	1,061	383	868	
-	-	-	-	60,642	11,108	42,822	37,331	-	-	-	
1,991	1,029	705	3,519	57,802	10,626	45,351	50,163	1,009	222	641	
-	-	-	-	49,804	8,023	40,526	38,275	-	-	-	
4,439	2,318	1,461	3,519	128,261	25,234	92,860	50,163	2,070	605	1,509	
-	-	-	-	110,446	19,131	83,347	38,275	-	-	-	

Remarks : Each upsides are total weight, downsides are radial tires.  
Above figures are only Hankook, Kumho, Woosung.  
Source : Korea Tire Manufacturers Association.

통 계(국내)

自動車用 타이어 內需(新車用 및 交替用) 出荷現況(數量)  
Domestic Shipment of Original Equipments & Replacements of Automobile Tires(Volume)

(單位 : 1,000個)

(unit : 1,000)

年度別 year	트럭·버스용 Truck & Bus			輕트럭용 Light Truck			乗用車用 Passenger Car			建設·産業·農機械用 Off-The-Road(OTR) Industrial(ID) Agricultural(AG)			計 Total		
	新車用 OE	交替用 RE	計 Total	新車用 OE	交替用 RE	計 Total	新車用 OE	交替用 RE	計 Total	新車用 OE	交替用 RE	計 Total	新車用 OE	交替用 RE	計 Total
1996	530 36	1,320 433	1,850 469	2,176 1,697	2,668 2,028	4,844 3,725	6,258 6,249	4,760 4,760	11,018 11,009	383 -	158 -	541 -	9,347 7,982	8,906 7,221	18,253 15,203
1997	345 54	1,220 565	1,565 619	1,882 1,450	2,827 2,170	4,709 3,621	6,757 6,706	5,924 5,924	12,682 12,630	382 -	370 -	752 -	9,366 8,211	10,342 8,660	19,708 16,871
1998	121 30	998 531	1,119 561	1,221 965	2,023 1,555	3,244 2,521	5,281 5,166	5,424 5,424	10,705 10,590	169 -	232 -	401 -	6,792 6,161	8,676 7,510	15,469 13,671
1998. 12	7 3	44 17	52 20	148 129	93 67	241 196	313 311	271 271	584 582	17 -	7 -	25 -	486 443	415 355	901 798
1999. 1	10 4	45 24	55 28	163 138	116 88	279 227	577 565	286 286	862 850	25 -	12 -	36 -	774 707	458 398	1,232 1,105
2	7 2	27 13	34 15	134 111	89 70	222 181	406 396	221 221	627 617	20 -	10 -	30 -	567 509	346 304	913 814
1~2 計	17 7	72 37	89 43	296 249	205 159	501 408	983 961	506 506	1,489 1,467	45 -	21 -	66 -	1,341 1,216	805 702	2,145 1,918

註 : ① 上段은 總數量, 下段은 래디알 타이어  
② 위 統計는 韓國, 錦湖, 宇成만의 것임.  
③ OE : 新車用, RE : 交替用

Remarks : ① Each upsides are total figures, downsides are radial tires.

② Above figures are only Hankook, Kumho, Woosung.

③ OE : Original Equipment, RE : Replacement

資料 : 大韓타이어工業協會

Source : Korea Tire Manufacturers Association.

自動車用 타이어 內需(新車用 및 交替用) 出荷現況(重量)  
Domestic Shipment of Original Equipments & Replacements of Automobile Tires(Weight)

(單位 : 톤)

(unit : ton)

年度別 year	트럭·버스용 Truck & Bus			輕트럭용 Light Truck			乗用車用 Passenger Car			建設·産業·農機械用 Off-The-Road(OTR) Industrial(ID) Agricultural(AG)			計 Total		
	新車用 OE	交替用 RE	計 Total	新車用 OE	交替用 RE	計 Total	新車用 OE	交替用 RE	計 Total	新車用 OE	交替用 RE	計 Total	新車用 OE	交替用 RE	計 Total
1996	24,350 2,331	74,354 28,820	98,704 31,150	25,068 16,378	36,238 22,851	61,307 39,229	51,034 51,002	39,856 39,856	90,890 90,858	10,341 -	5,126 -	15,466 -	110,793 69,711	155,574 91,527	266,367 161,238
1997	18,938 5,257	70,092 37,636	89,030 42,893	21,370 14,165	38,363 25,212	59,733 39,376	57,773 57,558	50,507 50,507	108,280 108,065	9,628 -	15,471 -	25,098 -	107,708 76,979	174,433 113,355	282,142 190,334
1998	5,764 1,771	57,736 33,957	63,499 35,728	13,550 9,726	27,757 18,711	41,306 28,437	43,774 43,315	46,979 46,979	90,753 90,294	5,730 -	9,109 -	14,839 -	68,818 54,813	141,580 99,647	210,398 154,459
1998. 12	375 153	2,452 1,067	2,827 1,220	1,548 1,257	1,312 834	2,859 2,091	3,168 3,161	2,381 2,381	5,549 5,542	666 -	256 -	922 -	5,757 4,571	6,400 4,282	12,157 8,853
1999. 1	506 234	2,632 1,546	3,138 1,780	1,631 1,321	1,546 1,065	3,195 2,386	4,517 4,473	2,469 2,469	6,986 6,942	782 -	507 -	1,289 -	7,436 6,028	7,172 5,080	14,608 11,108
2	353 136	1,536 843	1,889 979	1,366 1,067	1,188 859	2,554 1,926	3,253 3,217	1,901 1,901	5,154 5,118	674 -	355 -	1,029 -	5,646 4,421	4,980 3,602	10,626 8,023
1~2 計	858 371	4,168 2,389	5,027 2,759	2,997 2,388	2,752 1,924	5,749 4,312	7,771 7,690	4,369 4,369	12,140 12,059	1,456 -	862 -	2,318 -	13,082 10,449	12,152 8,682	25,234 19,131

註 : ① 上段은 總數量, 下段은 래디알 타이어  
② 위 統計는 韓國, 錦湖, 宇成만의 것임.  
③ OE : 新車用, RE : 交替用

Remarks : ① Each upsides are total figures, downsides are radial tires.

② Above figures are only Hankook, Kumho, Woosung.

③ OE : Original Equipment, RE : Replacement

資料 : 大韓타이어工業協會

Source : Korea Tire Manufacturers Association.

통 계(국내)

自動車 튜브레스 타이어 生産 및 出荷現況(數量 및 重量)  
Production & Shipments of Automobile Tubeless Tires(Volume & Weight)

(單位 : 1,000個, 톤)

(unit : 1,000, ton)

年度別 year	트럭·버스용 Truck & Bus			輕트럭용 Light Truck			乗用車用 Passenger Car			建設·産業·農機械用 Off-The-Road(OTR) Industrial(ID) Agricultural(AG)			計 Total		
	生産 Production	出荷 (Shipments)		生産 Production	出荷 (Shipments)		生産 Production	出荷 (Shipments)		生産 Production	出荷 (Shipments)		生産 Production	出荷 (Shipments)	
		內需 Domestic	輸出 Exports		內需 Domestic	輸出 Exports		內需 Domestic	輸出 Exports		內需 Domestic	輸出 Exports		內需 Domestic	輸出 Exports
1996	2,133 138,076	250 16,205	1,912 123,394	6,987 85,473	2,214 21,948	4,841 63,642	37,824 298,119	10,684 88,206	26,766 206,821	9 2,101	6 1,460	3 463	46,953 523,769	13,153 127,819	33,522 394,320
1997	2,158 138,532	316 22,251	1,765 111,537	7,184 90,899	1,759 19,124	5,222 72,324	38,239 304,390	12,246 104,836	26,731 203,834	15 2,432	10 1,795	5 633	47,595 536,252	14,331 148,006	33,723 388,328
1998	2,354 147,722	415 26,577	2,086 126,411	8,176 101,203	1,837 19,760	7,128 93,283	38,454 301,191	10,241 87,629	29,922 234,039	15 2,264	9 1,362	6 845	48,999 552,380	12,503 135,328	39,142 454,578
1998 12	243 13,518	13 838	106 6,653	1,325 10,995	113 1,224	448 6,445	4,296 27,357	535 4,780	2,708 20,967	2 221	1 69	1 158	5,866 52,091	661 6,911	3,263 34,223
1999 1	229 14,372	18 1,129	177 11,087	813 10,679	159 1,643	451 6,820	3,510 28,130	806 6,542	2,544 19,839	2 177	1 95	1 107	4,554 53,359	984 9,409	3,172 37,853
2	199 12,438	12 765	183 11,490	524 7,616	129 1,326	415 6,153	3,043 24,171	595 4,897	1,871 14,869	1 131	1 72	- 45	3,767 44,356	737 7,059	2,469 32,557
1~2 計	428 26,810	30 1,894	359 22,577	1,337 18,295	288 2,969	865 12,973	6,553 52,301	1,401 11,439	4,415 34,708	3 308	2 166	1 152	8,321 97,715	1,721 16,468	5,641 70,411

註 : 上段은 數量, 下段은 重量  
위 統計는 韓國, 錦湖, 宇成만의 것임.  
資料 : 大韓타이어工業協會

Remarks : Each upsides are volume, downsides are weight.  
Above figures are only Hankook, Kumho, Woosung.  
Source : Korea Tire Manufacturers Association.

타이어 및 튜브 地域別 輸出現況(金額)  
Exports of Tires & Tubes by Region(Value)

(單位 : 1,000달러)

(unit : FOB U\$ 1,000)

年度	地域 Southeast Asia	東南亞 Middle East	中東 Europe	歐洲 North America	北美 Latin America	中南美 Africa	아프리카 Oceania	大洋洲 Total
1996	164,867	253,912	453,238	273,346	213,651	108,439	81,209	1,548,662
1997	143,223	219,750	379,061	268,987	263,746	84,734	77,784	1,437,285
1998	95,178	180,047	461,040	337,047	305,861	98,609	74,596	1,552,378
1999. 2	6,415	8,063	35,529	25,095	17,995	6,711	5,074	104,882
(1~2 月計)	12,169	19,647	74,640	53,539	34,799	13,957	10,976	219,727
前年同期比(%) as % of 1998(1~2)	101.1	87.5	105.6	107.9	84.3	129.7	87.8	100.2

註 : 通關基準  
資料 : 關稅廳 貿易統計

Remarks : Basis on customs clearance.  
Source : Statistical yearbook of foreign trade.

통 계 (국내)

自轉車用 · 運搬車用 · 二輪車用 타이어 및  
Production & Shipments & Stocks of Bicycle ·

(單位 : 1,000個)

年度別 year	自轉車用 타이어 · 튜브 Bicycle Tires & Tubes				運搬車用 타이어 · 튜브 Handcart Tires & Tubes			
	生産 Production	出荷 Shipments		在庫 Stocks	生産 Production	出荷 Shipments		在庫 Stocks
		內需 Domestic	輸出 Exports			內需 Domestic	輸出 Exports	
1996	7,966	2,137	5,412	1,319	673	579	142	162
	5,869	2,735	2,863	1,308	518	512	2	138
1997	6,786	2,391	4,534	1,220	622	449	210	119
	5,253	3,135	1,851	1,616	564	529	—	154
1998	6,191	1,770	4,532	980	167	165	2	62
	3,727	2,221	1,884	1,237	337	360	3	103
1998. 12	335	68	264	980	14	17	—	62
	185	74	114	1,237	33	39	—	103
1999 1	475	85	411	1,110	19	8	—	74
	300	96	201	1,236	50	17	—	136
2	325	82	356	922	11	4	—	80
	213	106	175	1,168	4	15	—	125
1~2計	799	167	767	922	30	11	—	80
	513	205	376	1,168	54	32	—	125

註 : 上段은 타이어, 下段은 튜브  
資料 : 大韓타이어工業協會

自轉車用 · 運搬車用 · 二輪車用 타이어 및  
Production & Shipments & Stocks of Bicycle ·

(單位 : 톤)

年度別 year	自轉車用 타이어 · 튜브 Bicycle Tires & Tubes				運搬車用 타이어 · 튜브 Handcart Tires & Tubes			
	生産 Production	出荷 Shipments		在庫 Stocks	生産 Production	出荷 Shipments		在庫 Stocks
		內需 Domestic	輸出 Exports			內需 Domestic	輸出 Exports	
1996	4,766	1,345	2,898	814	2,930	2,472	688	425
	1,234	514	547	247	205	213	1	57
1997	3,725	1,473	2,477	822	3,125	2,202	1,128	625
	1,016	609	331	308	251	233	—	119
1998	3,502	1,114	2,511	527	372	408	5	185
	688	389	318	198	92	92	1	29
1998. 12	191	37	144	527	21	51	—	185
	35	13	19	198	9	10	—	29
1999 1	279	55	227	735	31	14	—	117
	54	16	34	196	10	4	—	34
2	195	58	193	683	31	12	—	240
	39	18	30	194	2	8	—	60
1~2計	473	113	419	683	62	26	—	240
	93	35	64	194	12	11	—	60

註 : 上段은 타이어, 下段은 튜브  
資料 : 大韓타이어工業協會

튜브 生産 · 出荷 · 在庫現況(數量)  
Handcart · Motorcycle Tires & Tubes(Volume)

(unit : 1,000)

二輪車用 타이어 · 튜브 Motorcycle Tires & Tubes				計 Total			
生産 Production	出荷 Shipments		在庫 Stocks	生産 Production	出荷 Shipments		在庫 Stocks
	內需 Domestic	輸出 Exports			內需 Domestic	輸出 Exports	
2,926	1,264	1,494	349	11,564	3,979	7,049	1,830
6,187	2,297	3,607	736	12,574	5,544	6,472	2,183
2,692	1,477	1,278	292	10,100	4,317	6,022	1,631
3,755	1,874	2,310	280	9,573	5,537	4,160	2,050
2,390	1,228	1,269	394	8,749	3,163	5,803	1,436
3,454	1,622	1,798	340	7,518	4,202	3,685	1,680
179	95	83	394	528	180	347	1,436
178	232	161	340	396	344	275	1,680
202	106	109	226	696	199	520	1,410
264	48	154	401	614	165	355	1,773
164	92	123	205	499	178	480	1,208
277	53	179	445	494	174	354	1,738
366	198	232	205	1,195	376	999	1,208
541	102	333	445	1,108	339	709	1,738

Remarks : Each upsides are tires, downsides are tubes.  
Source : Korea Tire Manufacturers Association.

튜브 生産 · 出荷 · 在庫現況(重量)  
Handcart · Motorcycle Tires & Tubes(Weight)

(unit : ton)

二輪車用 타이어 · 튜브 Motorcycle Tires & Tubes				計 Total			
生産 Production	出荷 Shipments		在庫 Stocks	生産 Production	出荷 Shipments		在庫 Stocks
	內需 Domestic	輸出 Exports			內需 Domestic	輸出 Exports	
6,421	2,965	3,026	792	14,116	6,782	6,612	2,031
2,478	881	1,250	294	3,917	1,609	1,799	598
5,632	3,779	2,433	717	12,482	7,455	6,037	2,164
1,531	750	812	81	2,798	1,592	1,142	508
7,113	3,796	3,689	1,025	10,987	5,318	6,205	1,737
1,300	563	628	125	2,081	1,043	948	353
543	268	173	1,025	755	356	316	1,737
70	80	56	125	113	102	76	353
630	340	343	714	940	409	570	1,566
104	18	54	148	168	38	88	379
597	332	331	648	823	402	524	1,571
106	19	62	161	147	45	92	415
1,227	672	674	648	1,762	811	1,093	1,571
210	37	116	161	315	83	180	415

Remarks : Each upsides are tires, downsides are tubes.  
Source : Korea Tire Manufacturers Association.

自動車 타이어 種類別 輸入現況(數量 및 金額)

Imports of Automobile Tires(Volume & Value)

(單位: 個, 1,000달러)

(unit: each, U\$ 1,000)

年度別 Year	乗用車用 Passenger Car		트럭·버스用 Truck & Bus		産業用 또는 農耕用 Industrial Vehicles or Agricultural Machinery		其他 Others		計 Total	
	數量 Volume	金額 Value	數量 Volume	金額 Value	數量 Volume	金額 Value	數量 Volume	金額 Value	數量 Volume	金額 Value
1996	1,906,911	64,059	102,384	8,469	462,282	6,180	78,527	848	2,550,104	79,556
1997	1,529,451	52,086	73,097	6,391	617,904	5,780	179,157	1,686	2,399,609	65,943
1998	740,350	24,293	60,631	4,625	516,259	4,820	73,075	1,030	1,390,315	34,768
1999. 1	81,805	2,653	5,335	209	58,721	431	115	56	145,976	3,349
2	85,177	2,689	3,184	174	41,970	350	10,120	35	140,451	3,248
1~2計	166,982	5,342	8,519	381	100,691	781	10,235	90	286,427	6,594

資料: 關稅廳 貿易統計

Source: Statistical yearbook of foreign trade.

乗用車用 래디알 타이어 國家別 輸入現況(數量 및 金額)

Imports of Passenger Car Radial Tires(Volume & Value)

(單位: 個, 1,000달러)

(unit: each, U\$ 1,000)

年度別 Year	美 國 U. S. A.	캐나다 Canada	프랑스 France	獨 逸 Germany	이태리 Italy	英 國 U. K.	스페인 Spain	日 本 Japan	其他 Others	計 Total
1996	280,709	92,661	188,441	452,583	180,472	115,631	45,594	130,973	345,856	1,832,920
	12,130	4,358	6,457	15,578	6,655	3,491	1,546	3,154	10,453	63,822
1997	275,704	88,572	43,002	125,282	122,630	47,220	156,406	307,928	336,314	1,503,058
	11,518	3,964	1,516	5,361	4,241	1,653	6,753	8,078	8,704	51,788
1998	95,157	27,904	22,942	69,954	60,636	112,138	44,534	195,665	97,327	726,257
	4,005	1,178	663	2,926	2,344	3,580	1,787	5,454	2,082	24,019
1999. 1	16,662	-	212	8,788	6,133	1,734	-	18,122	27,112	78,763
	692	-	6	330	230	49	-	698	578	2,583
2	8,762	2,849	5,377	7,727	8,857	87	-	28,840	21,453	83,952
	397	133	182	322	170	5	-	1,005	449	2,663
1~2計	25,424	2,849	5,589	16,515	14,990	1,821	-	46,962	48,565	162,715
	1,090	133	188	652	440	54	-	1,703	1,026	5,246

註: 上段은 數量, 下段은 金額  
資料: 關稅廳 貿易統計

Remarks: Each upsides are volume, downsides are value.  
Source: Statistical yearbook of foreign trade.

트럭·버스용 래디알 타이어 國家別 輸入現況(數量 및 金額)

Imports of Truck & Bus Radial Tires(Volume & Value)

(單位: 個, 1,000달러)

(unit: each, U\$ 1,000)

年度別 Year	美 國 U. S. A.	캐나다 Canada	프랑스 France	獨 逸 Germany	이태리 Italy	英 國 U. K.	스페인 Spain	日 本 Japan	其他 Others	計 Total
1996	677	4	13,623	26,589	4,143	19,152	3,331	25,885	44	93,448
	54	1	2,350	1,526	611	2,215	603	861	8	8,229
1997	1,239	-	15,172	25,396	423	16,057	2,051	6,387	4,128	70,853
	118	-	1,912	1,424	88	1,605	390	291	316	8,229
1998	846	-	8,607	4,938	1,792	14,836	1,185	10,105	13,809	56,118
	105	-	1,043	188	194	1,106	187	880	657	4,360
1999. 1	313	-	668	1,366	-	435	-	118	403	3,303
	21	-	68	35	-	13	-	7	19	163
2	326	-	285	357	-	397	-	-	1,819	3,184
	22	-	43	25	-	29	-	-	54	174
1~2計	639	-	953	1,723	-	832	-	118	2,222	6,487
	43	-	111	60	-	41	-	7	73	335

註: 上段은 數量, 下段은 金額  
資料: 關稅廳 貿易統計

Remarks: Each upsides are volume, downsides are value.  
Source: Statistical yearbook of foreign trade.



自轉車用 타이어 國家別 輸入現況(數量 및 金額)  
Imports of Bicycle Tires (Volume & Value)

(單位 : 個, 달러)

(unit : each, U\$)

年度別 Year	中 國 P. R. China	프랑스 France	인도네시아 Indonesia	이태리 Italy	日 本 Japan	泰 國 Thailand	臺 灣 Taiwan	美 國 U. S. A.	기 타 Others	計 Total
1997	245,050	—	5,678,662	3,010	1,670	13,400	—	150	100	5,942,042
	425,839	—	6,353,927	37,033	13,849	27,690	—	1,359	1,547	6,861,244
1998	71,902	—	4,468,726	1,686	2,727	17,000	6,055	225	3,758	4,572,079
	132,288	—	3,818,001	13,922	18,823	29,896	7,989	1,772	22,704	4,045,395
1999. 1	17,850	25	309,245	—	50	7,000	—	—	—	334,170
	42,627	148	278,770	—	144	14,496	—	—	—	336,185
2	27,100	—	239,190	—	379	—	—	—	—	266,669
	54,007	—	276,572	—	3,280	—	—	—	—	333,859
1~2 計	44,950	25	548,435	—	429	7,000	—	—	—	600,839
	96,634	148	555,342	—	3,424	14,496	—	—	—	670,044

註 : 上段은 數量, 下段은 金額  
資料 : 關稅廳 貿易統計

Remarks : Each upsides are volume, downsides are value.  
Source : Statistical yearbook of foreign trade.

自轉車用 튜브 國家別 輸入現況(數量 및 金額)  
Imports of Bicycle Tubes (Volume & Value)

(單位 : 個, 달러)

(unit : each, U\$)

年度別 Year	中 國 P. R. China	프랑스 France	인도네시아 Indonesia	이태리 Italy	日 本 Japan	泰 國 Thailand	臺 灣 Taiwan	기 타 Others	計 Total
1997	4,110	—	6,000	300	800	6,000	—	50	17,260
	3,082	—	4,527	10,139	2,218	4,520	—	80	24,566
1998	—	—	81,230	—	90	12,000	3,200	106	96,626
	—	—	44,523	—	1,180	3,560	4,031	207	53,501
1999. 1	1,100	—	17,200	—	—	—	—	—	18,300
	669	—	9,226	—	—	—	—	—	9,895
2	—	—	49,460	—	—	—	—	—	49,460
	—	—	39,971	—	—	—	—	—	39,971
1~2 計	1,100	—	66,660	—	—	—	—	—	67,760
	669	—	49,197	—	—	—	—	—	49,866

註 : 上段은 數量, 下段은 金額  
資料 : 關稅廳 貿易統計

Remarks : Each upsides are volume, downsides are value.  
Source : Statistical yearbook of foreign trade.

통 계(해외)

世界 主要國의 天然고무 및  
Production & Consumption of

生 産 (單位: 1,000톤)

區分 年度別	天 然 高 무										
	泰 國	인 도 네시아	말 레 이지아	印 度	中 國	베트남	스 리 랑 카	나 이 지리아	코트디 브와르	필리핀	計
1996	1,970.4	1,527.0	1,082.5	540.1	430.0	189.0	112.5	70.8	91.0	62.0	6,370
1997. 1	216.0	138.5	129.6	60.1	37.0	17.0	11.2	10.0	8.5	5.5	650
2	179.0	122.7	61.1	27.5	37.0	17.0	11.2	8.5	9.0	5.0	500
3	167.7	136.4	61.2	31.6	37.0	17.0	10.3	8.0	8.5	5.5	510
4	127.0	104.7	52.4	41.1	37.0	14.0	9.5	9.0	7.5	5.5	430
5	128.0	123.6	79.8	47.4	37.0	16.0	9.4	8.5	9.0	5.0	480
6	145.6	129.0	84.7	40.2	37.0	17.0	8.2	8.0	7.5	5.5	520
7	185.9	129.9	90.9	37.0	37.0	16.0	7.1	7.0	9.5	5.5	540
8	166.7	122.5	90.9	43.4	37.0	17.0	7.1	5.5	10.0	5.0	550
9	162.2	132.0	83.8	56.0	37.0	17.0	7.7	6.0	9.5	5.5	550
10	170.0	116.5	79.5	59.3	37.0	17.0	7.9	7.0	9.5	5.5	550
11	166.0	126.2	75.9	65.3	37.0	17.0	7.1	5.5	10.0	5.5	550
12	218.6	122.8	81.3	71.4	37.0	19.0	9.1	7.0	9.5	5.8	590
計	2,032.7	1,504.8	971.1	580.3	444.0	201.0	105.8	90.0	108.0	64.8	6,420
1998. 1	205.2	125.8	84.3	64.8	37.0	18.0	7.3	7.5	9.0	5.5	620
2	215.1	120.0	68.5	28.2	38.0	19.0	8.8	7.5	9.5	5.0	510
3	194.9	132.0	62.0	29.7	38.0	19.0	8.0	7.5	9.0	5.5	530
4	132.9	142.6	51.6	41.8	38.0	16.0	8.1	7.0	8.5	5.5	480
5	125.2	115.3	57.6	47.6	38.0	17.0	8.6	7.0	9.5	5.0	440
6	176.2	85.1	71.4	41.2	38.0	17.0	9.1	7.5	8.5	5.5	490
7	177.2	175.7	83.8	38.6	38.0	18.0	7.7	7.0	10.0	5.5	580
8	180.1	214.2	81.2	40.0	38.0	17.0	7.5	7.0	10.0	5.0	610
9	168.0	204.2	87.8	50.0	38.0	18.0	8.3	7.0	10.0	5.5	620
10	166.5	132.8	81.3	55.0	38.0	19.0	8.0	7.0	10.0	5.5	560
11	142.2	149.0	73.8	60.0	38.0	19.0	8.0	7.0	10.0	5.0	530
12	155.9		82.1								
計	2,039.4		885.4								

使 用 (單位: 1,000톤)

年度別	美 國 <sup>①</sup>			日 本			中 國			韓 國		
	天然	合成	計	天然	合成	計	天然	合成	計	天然	合成	計
1996	1,001.7	2,186.6	3,188.3	714.5	1,124.5	1,839.0	810.0	870.0	1,680.0	300.0	440.0	740.0
1997. 1	94.2	191.7	285.9	56.7	87.6	144.3	75.0	75.0	150.0	25.0	34.0	59.0
2	92.0	181.4	273.4	58.9	91.0	149.9	75.0	80.0	155.0	25.0	34.0	59.0
3	93.9	190.0	283.9	65.0	100.5	165.5	75.0	75.0	150.0	26.0	34.0	60.0
4	88.2	187.9	276.1	61.7	100.8	162.5	75.0	80.0	155.0	25.0	34.0	59.0
5	93.0	192.2	285.2	56.6	92.6	149.2	75.0	80.0	155.0	25.0	34.0	59.0
6	65.1	187.7	252.8	62.1	101.4	163.5	75.0	80.0	155.0	25.0	34.0	59.0
7	76.8	205.9	282.7	62.3	103.5	165.8	75.0	85.0	160.0	24.0	34.0	58.0
8	90.1	208.0	298.1	51.0	84.7	135.7	75.0	85.0	160.0	24.0	33.0	57.0
9	87.5	204.2	291.7	60.8	100.8	161.6	75.0	85.0	160.0	24.0	34.0	58.0
10	86.8	203.0	289.8	63.0	106.2	169.2	75.0	90.0	165.0	26.0	34.0	60.0
11	87.5	181.9	269.4	60.1	101.5	161.6	75.0	90.0	165.0	26.0	33.0	59.0
12	89.0	188.8	277.8	54.8	92.4	147.2	75.0	90.0	165.0	27.0	33.5	60.5
計	1,044.1	2,322.7	3,366.8	713.0	1,163.0	1,876.0	900.0	995.0	1,895.0	302.0	405.5	707.5
1998. 1	104.5	196.5	301.0	53.8	84.9	138.7	75.0	85.0	160.0	21.0	27.0	48.0
2	76.6	192.5	269.1	57.9	91.5	149.4	75.0	85.0	160.0	21.0	27.0	48.0
3	102.7	214.8	317.5	61.2	96.7	157.9	75.0	85.0	160.0	20.0	27.0	47.0
4	81.0	194.4	275.4	60.9	95.2	156.1	70.0	85.0	155.0	24.0	27.0	51.0
5	98.0	199.8	297.8	54.6	85.3	139.9	70.0	85.0	155.0	24.0	27.0	51.0
6	92.9	201.4	294.3	60.6	94.6	155.2	70.0	85.0	155.0	25.0	27.0	52.0
7	96.4	192.0	288.4	62.5	96.7	159.2	70.0	85.0	155.0	23.0	27.0	50.0
8	91.7	204.5	296.2	50.8	78.5	129.3	70.0	85.0	155.0	23.0	27.0	50.0
9	119.1	202.2	321.3	61.8	95.6	157.4	70.0	85.0	155.0	23.0	27.0	50.0
10	104.8	200.3	305.1	63.5	101.4	164.9	70.0	85.0	155.0	25.0	27.0	52.0
11	78.4	130.6	209.0	62.7	99.8	162.5	70.0	85.0	155.0	25.0	27.0	52.0
12												
計												

註: ① 모든 데이터는 미국고무협회(R.M.A)에서 나온 것임.

資料: IRSG(International Rubber Study Group)의 Rubber Statistical Bulletin(1999. 3. Vol. 53 No. 6)

合成고무 生産 및 使用現況(重量)

Natural & Synthetic Rubber(Weight)

(unit : 1,000tons)

합											世界 (計)	區分 國家	年度別
美 國	日 本	러시아	프랑스	中 國	韓 國	獨 逸	英 國	이태리	브라질	計			
2,486.0	1,519.9	775.1	582.5	553.3	515.6	548.1	280.0	303.0	310.0	9,790	1996		
220.0	137.5	59.5	48.4	49.7	47.0	49.0	21.7	24.0	28.0	840	1997. 1		
200.0	126.5	56.6	50.6	46.4	43.6	42.9	23.1	25.0	28.0	800	2		
220.0	117.9	64.5	55.8	54.6	47.0	45.5	21.5	25.0	28.0	840	3		
230.0	142.3	80.5	53.8	47.6	45.7	41.9	20.6	26.0	28.0	870	4		
220.0	138.0	55.5	47.6	44.3	31.1	44.0	25.8	27.0	28.0	820	5		
200.0	120.1	52.6	49.7	51.6	43.6	46.2	21.1	27.0	28.0	810	6		
220.0	134.9	54.2	37.7	62.5	41.6	49.0	21.3	27.0	28.0	840	7		
220.0	136.7	56.4	45.4	46.4	46.1	41.5	13.1	11.0	28.0	820	8		
230.0	131.0	54.2	52.7	39.4	46.5	50.6	34.5	27.0	28.0	860	9		
210.0	120.0	66.9	52.8	51.9	46.5	49.8	30.8	27.0	28.0	840	10		
210.0	140.3	63.8	50.4	54.3	49.6	50.2	27.8	27.0	28.0	870	11		
209.0	146.3	60.2	50.0	51.0	51.8	44.5	33.0	22.0	28.0	880	12		
2,589.0	1,591.5	724.9	594.9	599.7	540.1	555.1	294.3	295.0	336.0	10,090	計		
230.0	142.8	60.0	54.3	41.0	50.8	47.3	23.2	25.0	28.0	870	1998. 1		
200.0	124.9	44.9	49.4	34.5	43.4	49.1	21.0	26.0	29.0	780	2		
230.0	106.4	52.4	52.2	55.1	38.7	56.9	23.3	27.0	28.0	850	3		
220.0	127.8	60.0	51.9	53.3	48.0	44.0	21.8	26.0	28.0	850	4		
240.0	131.4	51.2	57.1	53.9	36.2	50.2	22.2	27.0	29.0	880	5		
210.0	124.9	60.0	48.6	43.5	36.6	46.3	21.9	25.0	28.0	820	6		
220.0	134.0	60.0	43.5	41.5	44.5	52.1	20.9	24.0	28.0	850	7		
210.0	123.2	60.0	46.3	39.4	50.0	40.3	9.3	11.0	29.0	790	8		
230.0	110.2	60.0	51.2	39.1	50.0	52.9	19.6	23.0	28.0	840	9		
210.0	116.1	60.0	54.6	53.6	50.0	49.8	25.1	26.0	28.0	860	10		
150.0	135.9	60.0	52.0	57.0	50.0	46.1	22.6	26.0	29.0	810	11		
			44.0			45.4	21.3	24.0			12		
			605.5			580.4	252.3	290.0			計		

(unit : 1,000tons)

프 랑 스			獨 逸			러 시 아			英 國			世界(計)			年度別
天然	合成	計	天然	合成	計	天然	合成	計	天然	合成	計	天然	合成	計	
182.2	436.1	618.3	193.0	478.0	671.0	16.0	438.0	454.0	111.0	230.0	341.0	6,140	9,600	15,740	1996
18.6	33.3	51.9	16.0	40.0	56.0	1.0	40.0	41.0	11.0	19.0	30.0	550	810	1,360	1997. 1
15.0	33.2	48.2	17.0	43.0	60.0	1.0	40.0	41.0	11.0	19.0	30.0	550	810	1,360	2
15.1	40.6	55.7	18.0	46.0	64.0	1.0	40.0	41.0	12.0	19.0	31.0	550	840	1,390	3
16.0	41.9	57.9	18.0	47.0	65.0	0.5	45.0	45.5	10.0	16.0	26.0	540	840	1,380	4
14.1	33.2	47.3	15.0	38.0	53.0	0.5	45.0	45.5	9.0	16.0	25.0	560	820	1,380	5
15.8	35.7	51.5	17.0	44.0	61.0	1.0	45.0	46.0	9.0	16.0	25.0	520	840	1,360	6
16.3	19.9	36.2	20.0	44.0	64.0	1.0	45.0	46.0	9.0	20.0	29.0	530	830	1,360	7
12.2	31.1	43.3	17.0	38.0	55.0	1.0	45.0	46.0	8.0	19.0	27.0	510	820	1,330	8
17.9	37.0	54.9	18.0	39.0	57.0	0.5	45.0	45.5	9.0	19.0	28.0	560	860	1,420	9
19.2	33.5	52.7	21.0	45.0	66.0	0.5	45.0	45.5	10.0	24.0	34.0	550	880	1,430	10
15.4	38.1	53.5	20.0	43.0	63.0	0.5	45.0	45.5	11.0	24.0	35.0	540	860	1,400	11
16.7	38.7	55.4	15.0	34.0	49.0	0.5	45.0	45.5	10.0	23.0	33.0	530	850	1,380	12
192.3	416.2	608.5	212.0	501.0	713.0	9.0	525.0	534.0	119.0	234.0	356.0	6,500	10,050	16,550	計
19.0	39.5	58.5	18.0	41.0	59.0	0.5	40.0	40.5	12.0	19.0	31.0	550	820	1,370	1998. 1
15.0	34.9	49.9	18.0	41.0	59.0	0.5	45.0	45.5	12.0	19.0	31.0	520	820	1,340	2
20.8	38.0	58.8	20.0	47.0	67.0	0.0	40.0	40.0	12.0	18.0	30.0	570	870	1,440	3
22.0	36.4	58.4	21.0	45.0	66.0	0.5	40.0	40.5	12.0	14.0	26.0	540	830	1,370	4
17.4	43.4	60.8	20.0	44.0	64.0	0.5	45.0	45.5	11.0	13.0	24.0	530	830	1,360	5
21.7	36.9	58.6	21.0	46.0	67.0	0.5	40.0	40.5	11.0	13.0	24.0	570	830	1,400	6
17.7	32.3	50.0	22.0	45.0	67.0	0.5	40.0	40.5	12.0	15.0	27.0	540	820	1,360	7
14.2	30.5	44.7	19.0	39.0	58.0	0.5	40.0	40.5	12.0	14.0	26.0	550	800	1,350	8
19.4	40.5	59.9	22.0	46.0	68.0	0.5	40.0	40.5	12.0	14.0	26.0	590	860	1,450	9
21.9	39.9	61.8	24.0	48.0	72.0	0.5	40.0	40.5	12.0	15.0	27.0	580	860	1,440	10
17.4	43.6	61.0	23.0	46.0	69.0	0.5	40.0	40.5	12.0	15.0	27.0	540	790	1,330	11
16.5	35.5	52.0	20.0	41.0	61.0										12
223.0	451.4	674.4	248.0	529.0	777.0										計

Remarks : ① All data from Rubber Manufacturers Association(R.M.A.)

Source : IRSG(International Rubber Study Group) Rubber Statistical Bulletin(Vol. 53. No. 6, March 1999)

