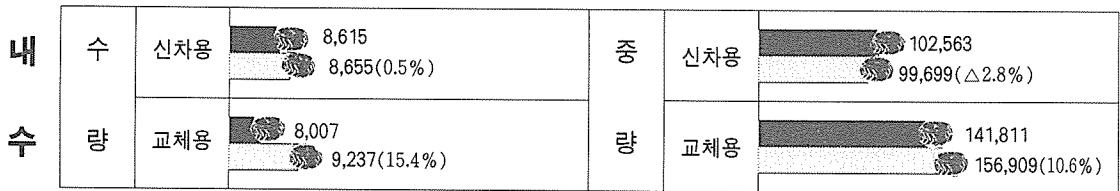

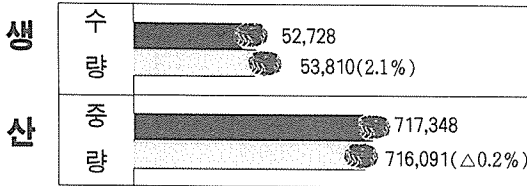


1~11월까지의 자동차 타이어 생산 및 판매

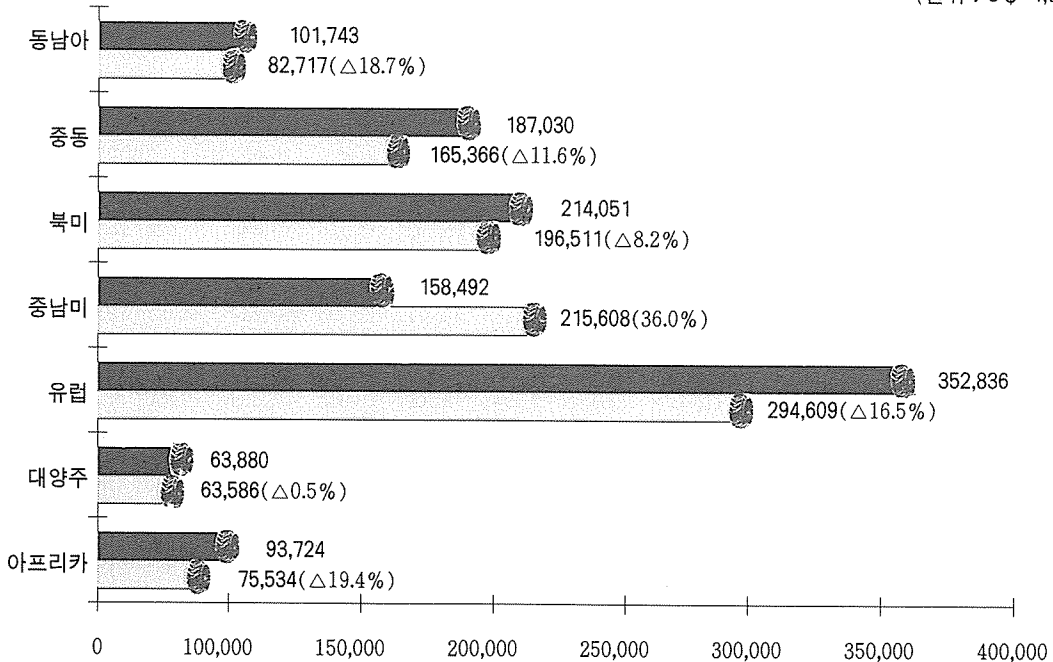
보기 : ■ '96, □ '97

(단위 : 수량; 1,000개, 중량:톤)



자동차 타이어 지역별 수출실적(1~11월)

(단위 : U\$ 1,000)



주 : () 전년동기대비 증감률
자료 : 대한타이어공업협회

통 계(국내)

自動車用 타이어 및 튜브
Production & Shipments & Stocks

(單位 : 1,000個)

年度別 year	트럭·버스용 타이어 Truck & Bus				輕트럭용 타이어 Light Truck				乗用車용 타이어 Passenger Car			
	生産 Production	出荷(Shipments)		在庫 Stocks	生産 Production	出荷(Shipments)		在庫 Stocks	生産 Production	出荷(Shipments)		在庫 Stocks
		內需 Domestic	輸出 Exports			內需 Domestic	輸出 Exports			內需 Domestic	輸出 Exports	
1994	4,513	1,854	2,715	156	10,489	4,092	6,372	523	33,178	11,474	20,807	2,728
	2,237	340	1,917	111	7,143	2,604	4,514	343	32,851	11,467	20,504	2,671
1995	4,797	1,763	2,809	281	10,842	5,061	5,396	950	36,898	10,584	25,017	3,260
	2,550	313	2,080	173	7,853	3,755	3,790	695	36,626	10,573	24,770	3,191
1996	4,908	1,850	3,117	239	10,778	4,844	6,089	924	41,464	11,018	30,222	3,885
	2,709	469	2,273	136	8,000	3,725	4,412	654	41,241	11,009	29,977	3,845
1997. 9	361	127	238	221	949	346	621	782	3,284	1,253	2,224	3,427
	216	52	165	121	743	254	513	531	3,276	1,248	2,214	3,358
10	375	146	257	206	1,000	391	653	741	3,466	1,247	2,439	3,396
	218	58	187	108	784	297	514	508	3,456	1,243	2,423	3,336
11	402	142	244	236	1,094	496	499	840	3,543	1,181	2,391	3,551
	235	67	157	133	856	381	392	591	3,522	1,154	2,388	3,501
1~11計	4,162	1,435	2,754	236	10,130	4,207	5,996	840	38,850	11,568	27,977	3,551
	2,536	561	2,003	133	7,750	3,222	4,583	591	38,602	11,523	27,787	3,501

註 : 上段은 總數量, 下段은 래디알 타이어 위 統計는 韓國, 錦湖, 宇成만의 것임.
튜브는 韓國, 錦湖만의 것임.
資料 : 大韓타이어工業協會

自動車用 타이어 및 튜브
Production & Shipments & Stocks

(單位 : 톤)

年度別 year	트럭·버스용 타이어 Truck & Bus				輕트럭용 타이어 Light Truck				乗用車용 타이어 Passenger Car			
	生産 Production	出荷(Shipments)		在庫 Stocks	生産 Production	出荷(Shipments)		在庫 Stocks	生産 Production	出荷(Shipments)		在庫 Stocks
		內需 Domestic	輸出 Exports			內需 Domestic	輸出 Exports			內需 Domestic	輸出 Exports	
1994	249,405	96,229	164,105	9,079	137,038	50,958	85,192	6,576	257,885	93,628	163,619	22,363
	136,742	21,878	124,400	7,046	87,068	25,935	60,048	4,290	256,577	93,601	162,384	22,099
1995	277,990	93,803	170,691	18,965	143,540	61,381	76,731	16,255	296,385	88,350	198,517	39,500
	164,791	20,895	134,191	10,772	96,385	37,418	55,021	11,303	295,287	88,307	195,212	39,171
1996	286,023	98,704	190,619	13,091	145,738	61,307	85,898	11,121	328,738	90,890	233,535	30,869
	175,629	31,150	146,417	8,532	100,443	39,229	62,312	7,178	327,789	90,858	232,546	30,639
1997. 9	21,268	7,206	14,259	11,877	12,644	4,594	8,209	10,002	26,375	10,656	17,035	29,069
	14,004	3,503	10,520	7,624	9,321	2,877	6,673	6,548	26,337	10,637	16,975	28,719
10	22,010	9,832	14,077	10,902	13,242	4,961	9,053	9,255	27,946	10,626	19,012	28,845
	14,134	5,470	10,521	6,706	9,664	3,189	6,913	6,142	27,898	10,610	18,938	28,537
11	23,467	7,904	14,352	12,936	14,525	6,248	7,004	10,469	28,510	10,246	18,256	30,167
	15,152	4,286	9,949	8,457	10,562	4,062	5,517	7,087	28,407	10,130	18,234	29,894
1~11計	244,276	81,833	164,105	12,936	136,446	53,593	83,675	10,469	307,996	98,864	213,007	30,167
	163,149	39,080	125,825	8,847	98,637	35,096	63,918	7,087	306,930	98,677	212,179	29,894

註 : 上段은 總重量, 下段은 래디알 타이어 위 統計는 韓國, 錦湖, 宇成만의 것임.
튜브는 韓國, 錦湖만의 것임.
資料 : 大韓타이어工業協會

生産・出荷・在庫現況(數量)
of Automobile Tires & Tubes(Volume)

(unit : 1,000)

建設・産業・農機械用 Off-The-Road(OTR) Industrial(ID) Agricultural(AG)			計 Total					튜브 Tubes		
生産 Production	出荷(Shipments)		在庫 Stocks	生産 Production	出荷(Shipments)		在庫 Stocks	生産 Production	出荷(Shipments)	
	内需 Domestic	輸出 Exports			内需 Domestic	輸出 Exports			内需 Domestic	輸出 Exports
519	525	160	61	48,698	17,944	30,054	3,467	13,300	2,895	10,601
—	—	—	—	42,232	14,411	26,935	3,125	—	—	—
875	490	208	63	53,412	17,898	33,431	4,555	14,858	2,790	11,873
—	—	—	—	47,029	14,642	30,640	4,059	—	—	—
629	541	130	104	57,779	18,253	39,559	5,152	15,638	2,949	12,445
—	—	—	—	51,950	15,203	36,662	4,634	—	—	—
50	54	6	98	4,645	1,780	3,090	4,528	1,243	252	989
—	—	—	—	4,235	1,554	2,892	4,010	—	—	—
53	54	11	70	4,894	1,839	3,360	4,414	1,367	260	1,053
—	—	—	—	4,457	1,598	3,124	3,952	—	—	—
52	61	6	72	5,092	1,880	3,128	4,699	1,288	257	971
—	—	—	—	4,614	1,602	2,937	4,225	—	—	—
668	683	82	72	53,810	17,892	36,810	4,699	13,511	2,748	10,910
—	—	—	—	48,888	15,306	34,373	4,225	—	—	—

Remarks : Each upsides are total figures, downsides are radial tires.

Above figures are only Hankook, Kumho, Woosung.

Tubes are only Hankook, Kumho.

Source : Korea Tire Manufacturers Association.

生産・出荷・在庫現況(重量)
of Automobile Tires & Tubes(Weight)

(unit : ton)

建設・産業・農機械用 Off-The-Road(OTR) Industrial(ID) Agricultural(AG)			計 Total					튜브 Tubes		
生産 Production	出荷(Shipments)		在庫 Stocks	生産 Production	出荷(Shipments)		在庫 Stocks	生産 Production	出荷(Shipments)	
	内需 Domestic	輸出 Exports			内需 Domestic	輸出 Exports			内需 Domestic	輸出 Exports
18,512	11,469	8,182	2,866	662,840	252,285	421,098	40,883	21,733	7,130	13,489
—	—	—	—	480,387	141,416	346,832	33,435	—	—	—
25,394	12,152	8,555	5,149	743,310	255,686	454,494	79,870	23,313	7,145	15,738
—	—	—	—	556,464	146,620	394,424	61,246	—	—	—
24,329	15,466	8,544	3,743	784,828	266,367	518,595	58,825	24,506	7,777	16,503
—	—	—	—	603,484	161,238	441,275	46,349	—	—	—
2,204	1,833	500	3,570	62,491	24,289	40,004	54,517	1,924	625	1,398
—	—	—	—	49,661	17,017	34,168	42,890	—	—	—
2,374	1,892	719	3,199	65,571	27,310	42,860	52,201	2,146	649	1,419
—	—	—	—	51,696	19,270	36,372	41,386	—	—	—
2,266	2,362	43	3,101	68,768	26,761	39,654	56,674	2,042	628	1,306
—	—	—	—	54,121	18,478	33,700	45,439	—	—	—
27,372	22,318	6,253	3,101	716,091	256,608	467,040	56,674	21,219	7,030	14,072
—	—	—	—	568,717	172,854	401,922	45,439	—	—	—

Remarks : Each upsides are total weight, downsides are radial tires.

Above figures are only Hankook, Kumho, Woosung.

Tubes are only Hankook, Kumho.

Source : Korea Tire Manufacturers Association.

통 계(국내)

自動車用 타이어 內需(新車用 및 交替用) 出荷現況(數量)
Domestic Shipment of Original Equipments & Replacements of Automobile Tires(Volume)

(單位: 1,000個)

(unit: 1,000)

年度別 year	트럭·버스용 Truck & Bus			輕트럭용 Light Truck			乗用車用 Passenger Car			建設·産業·農機械用 Off-The-Road(OTR) Industrial(ID) Agricultural(AG)			計 Total		
	新車用 OE	交替用 RE	計 Total	新車用 OE	交替用 RE	計 Total	新車用 OE	交替用 RE	計 Total	新車用 OE	交替用 RE	計 Total	新車用 OE	交替用 RE	計 Total
1994	408	1,446	1,854	1,909	2,183	4,092	6,704	4,769	11,474	349	176	525	9,370	8,574	17,944
	28	312	340	1,385	1,219	2,604	6,698	4,769	11,467	-	-	-	8,111	6,300	14,411
1995	534	1,229	1,763	2,804	2,257	5,061	6,525	4,059	10,584	340	150	490	10,202	7,695	17,898
	34	279	313	2,170	1,431	3,755	6,516	4,058	10,573	-	-	-	8,720	5,922	14,642
1996	530	1,320	1,850	2,176	2,668	4,844	6,258	4,760	11,018	383	158	541	9,347	8,906	18,253
	36	433	469	1,697	2,028	3,725	6,249	4,760	11,009	-	-	-	7,982	7,221	15,203
1997. 9	24	104	127	127	219	346	616	636	1,253	25	30	54	791	989	1,780
	4	48	52	92	162	254	611	636	1,248	-	-	-	708	846	1,554
10	23	124	146	139	252	391	620	627	1,247	26	28	54	808	1,031	1,839
	4	54	58	117	180	297	616	627	1,243	-	-	-	737	861	1,598
11	21	121	142	181	315	496	626	554	1,181	29	32	61	857	1,023	1,880
	6	61	67	144	237	381	599	554	1,154	-	-	-	749	853	1,602
1~11 計	323	1,112	1,435	1,726	2,480	4,207	6,252	5,316	11,568	354	329	683	8,655	9,237	17,892
	51	510	561	1,332	1,890	3,222	6,207	5,316	11,523	-	-	-	7,591	7,715	15,306

註: ① 上段은 總數量, 下段은 래디알 타이어
② 위 統計는 韓國, 錦湖, 宇成만의 것임.
③ OE: 新車用, RE: 交替用

Remarks: ① Each upsides are total figures, downsides are radial tires.

② Above figures are only Hankook, Kumho, Woosung.

③ OE: Original Equipment, RE: Replacement

資料: 大韓타이어工業協會

Source: Korea Tire Manufacturers Association.

自動車用 타이어 內需(新車用 및 交替用) 出荷現況(重量)
Domestic Shipment of Original Equipments & Replacements of Automobile Tires(Weight)

(單位: 톤)

(unit: ton)

年度別 year	트럭·버스용 Truck & Bus			輕트럭용 Light Truck			乗用車用 Passenger Car			建設·産業·農機械用 Off-The-Road(OTR) Industrial(ID) Agricultural(AG)			計 Total		
	新車用 OE	交替用 RE	計 Total	新車用 OE	交替用 RE	計 Total	新車用 OE	交替用 RE	計 Total	新車用 OE	交替用 RE	計 Total	新車用 OE	交替用 RE	計 Total
1994	19,156	77,073	96,229	21,323	29,635	50,958	54,276	39,352	93,628	6,866	4,603	11,469	101,621	150,664	252,285
	1,707	20,171	21,878	12,575	13,360	25,935	54,249	39,353	93,601	-	-	-	68,532	72,884	141,416
1995	25,653	68,128	93,803	30,282	31,099	61,381	54,201	34,149	88,350	7,881	4,272	12,152	118,039	137,647	255,686
	2,119	18,776	20,895	20,020	17,399	37,418	54,164	34,143	88,307	-	-	-	76,302	70,318	146,620
1996	24,350	74,354	98,704	25,068	36,238	61,306	39,856	30,890	70,746	5,126	15,466	20,592	155,574	266,367	421,941
	2,331	28,820	31,150	16,378	22,851	39,229	39,856	30,858	70,714	-	-	69,711	91,527	161,238	261,265
1997. 9	1,189	6,017	7,206	1,479	3,115	4,594	5,180	5,476	10,656	616	1,217	1,833	8,465	15,825	24,289
	280	3,223	3,503	905	1,972	2,877	5,161	5,476	10,637	-	-	-	6,346	10,671	17,017
10	2,740	7,092	9,832	1,461	3,499	4,961	5,141	5,485	10,626	707	1,185	1,892	10,049	17,261	27,310
	1,856	3,614	5,470	1,123	2,066	3,189	5,125	5,485	10,610	-	-	-	8,105	11,165	19,270
11	1,124	6,780	7,904	2,099	4,149	6,248	5,521	4,725	10,246	966	1,396	2,362	9,711	17,050	26,761
	363	3,923	4,286	1,452	2,609	4,062	5,405	4,725	10,130	-	-	-	7,221	11,257	18,478
1~11 計	17,848	63,985	81,833	19,586	34,007	53,593	53,557	45,307	98,864	8,708	13,610	22,318	99,699	156,909	256,608
	5,034	34,046	39,080	12,951	22,145	35,096	53,370	45,307	98,677	-	-	-	71,356	101,498	172,854

註: ① 上段은 總數量, 下段은 래디알 타이어
② 위 統計는 韓國, 錦湖, 宇成만의 것임.
③ OE: 新車用, RE: 交替用

Remarks: ① Each upsides are total figures, downsides are radial tires.

② Above figures are only Hankook, Kumho, Woosung.

③ OE: Original Equipment, RE: Replacement

資料: 大韓타이어工業協會

Source: Korea Tire Manufacturers Association.

自動車 튜브리스 타이어 生産 및 出荷現況(數量 및 重量)
Production & Shipments of Automobile Tubeless Tires(Volume & Weight)

(單位 : 1,000個, 톤)

(unit : 1,000, ton)

年度別 year	트럭·버스용 Truck & Bus			輕트럭용 Light Truck			乘用車용 Passenger Car			建設·産業·農機械用 Off-The-Road(OTR) Industrial(ID) Agricultural(AG)			計 Total		
	生産 Production	出荷 (Shipments)		生産 Production	出荷 (Shipments)		生産 Production	出荷 (Shipments)		生産 Production	出荷 (Shipments)		生産 Production	出荷 (Shipments)	
		內需 Domestic	輸出 Exports		內需 Domestic	輸出 Exports		內需 Domestic	輸出 Exports		內需 Domestic	輸出 Exports		內需 Domestic	輸出 Exports
1994	1,783	215	1,577	6,886	2,316	4,602	32,755	11,511	20,224	17	5	10	41,442	14,048	26,413
	106,067	13,622	10,125	81,600	19,966	60,372	255,040	93,260	158,987	2,410	1,179	1,248	445,118	128,027	321,855
1995	2,466	182	2,165	7,079	2,707	3,860	33,823	10,333	21,807	10	5	4	43,377	13,227	27,836
	134,934	9,730	117,046	84,561	24,011	52,534	271,663	86,240	171,171	2,104	1,320	640	493,172	121,301	341,411
1996	2,133	250	1,912	6,987	2,214	4,841	37,824	10,684	26,766	9	6	3	46,953	13,153	33,522
	138,076	16,205	123,394	85,473	21,948	63,642	298,119	88,206	206,821	2,101	1,460	463	523,769	127,819	394,320
1997. 9	167	25	149	618	87	562	2,974	1,211	1,929	1	1	-	3,760	1,324	2,641
	10,823	1,625	9,598	7,700	1,009	7,102	23,941	10,306	14,723	177	142	64	42,640	13,082	31,487
10	185	29	182	691	93	614	3,110	1,202	2,103	1	1	1	3,987	1,325	2,899
	11,961	3,483	10,219	8,463	977	7,820	25,159	10,331	16,424	228	196	73	45,813	14,987	34,536
11	187	36	91	731	185	372	3,159	1,118	2,065	1	1	-	4,078	1,340	2,258
	12,026	2,300	5,744	8,887	1,921	4,505	25,573	9,843	15,758	211	178	3	46,696	14,241	26,010
1~11	1,959	291	1,681	6,521	1,566	4,924	35,326	11,185	24,764	14	9	4	43,819	13,052	31,373
計	125,886	20,637	106,070	82,385	16,214	65,225	280,842	95,856	188,365	2,216	1,620	585	491,329	134,326	360,246

註 : 上段은 數量, 下段은 重量

Remarks : Each upsides are volume, downsides are weight.

위 統計는 韓國, 錦湖, 宇成만의 것임.

Above figures are only Hankook, Kumho, Woosung.

資料 : 大韓타이어工業協會

Source : Korea Tire Manufacturers Association.

타이어 및 튜브 地域別 輸出現況(金額)

Exports of Tires & Tubes by Region(Value)

(單位 : 1,000달러)

(unit : FOB U\$ 1,000)

地域 年度	東南亞	中 東	歐 洲	北 美	中南美	아프리카	大洋洲	計
	Southeast Asia	Middle East	Europe	North America	Latin America	Africa	Oceania	Total
1994	131,242	169,863	310,699	288,990	151,796	103,925	76,407	1,232,922
1995	149,291	186,739	392,221	283,031	158,768	82,266	77,469	1,329,785
1996	164,867	253,912	453,238	273,346	213,651	108,439	81,209	1,548,662
1997. 11	10,779	15,312	28,197	22,175	20,438	6,817	6,904	110,622
(1~11 月計)	133,729	199,871	346,056	238,678	240,534	79,576	72,706	1,311,150
前年同期比(%) as % of 1996(1~11)	89.9	84.7	85.0	97.3	125.6	81.4	98.7	93.6

註 : 通關基準

Remarks : Basis on customs clearance.

資料 : 通商産業部 統計

Source : Ministry of Trade Industry & Energy

통 계(국내)

自轉車用 · 運搬車用 · 二輪車用 타이어 및
Production & Shipments & Stocks of Bicycle ·

(單位 : 1,000個)

年度別 year	自轉車用 타이어 · 튜브 Bicycle Tires & Tubes				運搬車用 타이어 · 튜브 Handcart Tires & Tubes			
	生産 Production	出荷 Shipments		在庫 Stocks	生産 Production	出荷 Shipments		在庫 Stocks
		內需 Domestic	輸出 Exports			內需 Domestic	輸出 Exports	
1994	14,338	2,450	12,433	932	1,003	920	177	57
	12,988	3,079	11,523	576	1,119	986	154	117
1995	9,977	2,663	7,788	905	716	541	104	214
	7,984	3,219	5,047	951	782	678	60	147
1996	7,966	2,137	5,412	1,319	673	579	142	162
	5,869	2,735	2,863	1,308	518	512	2	138
1997. 9	616	218	270	1,071	51	47	9	74
	516	282	112	1,214	59	45	-	153
10	622	180	356	1,158	62	24	14	97
	573	238	170	1,379	56	46	-	165
11	565	148	325	1,250	66	33	19	111
	511	196	118	1,570	41	56	-	150
1~11計	6,195	2,122	4,183	1,250	557	421	182	11
	4,789	2,817	1,749	1,570	507	475	-	150

註 : 上段은 타이어, 下段은 튜브
資料 : 大韓타이어工業協會

自轉車用 · 運搬車用 · 二輪車用 타이어 및
Production & Shipments & Stocks of Bicycle ·

(單位 : 톤)

年度別 year	自轉車用 타이어 · 튜브 Bicycle Tires & Tubes				運搬車用 타이어 · 튜브 Handcart Tires & Tubes			
	生産 Production	出荷 Shipments		在庫 Stocks	生産 Production	出荷 Shipments		在庫 Stocks
		內需 Domestic	輸出 Exports			內需 Domestic	輸出 Exports	
1994	8,145	1,423	6,826	575	2,752	2,524	484	171
	2,327	522	2,024	105	313	276	36	33
1995	6,050	1,725	4,440	547	2,938	2,147	465	911
	1,600	604	1,003	177	240	209	17	51
1996	4,766	1,345	2,898	814	2,930	2,472	688	425
	1,234	514	547	247	205	213	1	57
1997. 9	354	141	150	745	259	227	46	365
	98	53	19	231	25	19	-	64
10	345	113	199	788	308	115	71	483
	109	45	29	263	23	19	-	69
11	305	93	181	842	341	162	103	590
	97	37	20	298	17	23	-	63
1~11計	3,414	1,304	2,284	842	2,791	2,067	980	590
	928	548	314	298	210	198	-	63

註 : 上段은 타이어, 下段은 튜브
資料 : 大韓타이어工業協會

튜브 生産 · 出荷 · 在庫現況(數量)
Handcart · Motorcycle Tires & Tubes(Volume)

(unit : 1,000)

二輪車用 타이어 · 튜브 Motorcycle Tires & Tubes				計 Total			
生産 Production	出荷 Shipments		在庫 Stocks	生産 Production	出荷 Shipments		在庫 Stocks
	內需 Domestic	輸出 Exports			內需 Domestic	輸出 Exports	
2,821	1,415	1,459	154	18,162	4,785	14,070	1,143
4,967	3,159	2,078	269	19,074	7,224	13,755	962
3,190	1,488	1,684	176	13,882	4,692	9,576	1,295
5,118	2,733	2,138	404	13,884	6,630	7,246	1,502
2,926	1,264	1,494	349	11,564	3,979	7,049	1,830
6,187	2,297	3,607	736	12,574	5,544	6,472	2,183
228	116	102	267	894	380	382	1,412
282	161	190	197	857	488	302	1,564
243	128	103	279	927	332	473	1,535
309	142	178	185	938	426	348	1,729
207	130	73	283	838	312	417	1,644
322	140	160	207	874	392	279	1,928
2,487	1,365	1,194	283	9,240	3,907	5,558	1,644
3,421	1,686	2,237	207	8,717	4,978	3,986	1,928

Remarks : Each upsides are tires, downsides are tubes.

Source : Korea Tire Manufacturers Association.

튜브 生産 · 出荷 · 在庫現況(重量)
Handcart · Motorcycle Tires & Tubes(Weight)

(unit : ton)

二輪車用 타이어 · 튜브 Motorcycle Tires & Tubes				計 Total			
生産 Production	出荷 Shipments		在庫 Stocks	生産 Production	出荷 Shipments		在庫 Stocks
	內需 Domestic	輸出 Exports			內需 Domestic	輸出 Exports	
6,143	3,280	2,814	360	17,040	7,227	10,125	1,106
1,868	1,142	718	101	4,507	1,940	2,779	239
7,077	3,512	3,267	388	16,065	7,385	8,172	1,846
1,955	1,023	737	156	3,795	1,836	1,757	384
6,421	2,965	3,026	792	14,116	6,782	6,612	2,031
2,478	881	1,250	294	3,917	1,609	1,799	598
491	292	198	660	1,103	660	394	1,770
112	61	67	72	235	133	86	367
513	316	200	682	1,165	544	470	1,952
166	106	66	156	298	170	95	488
439	323	138	694	1,085	578	423	2,126
135	61	56	90	249	121	76	450
5,215	3,503	2,278	694	11,420	6,874	5,543	2,126
1,416	695	786	90	2,554	1,441	1,100	450

Remarks : Each upsides are tires, downsides are tubes.

Source : Korea Tire Manufacturers Association.

통 계(국내)

自動車用 타이어 國家別 輸出實績
Exports of Automobile Tires by Country

(單位 : 1,000달러)

(unit : FOB U \$ 1,000)

地域 Region	國家 Country	年度 Year	1994	1995	1996	1997			1997 1~11計	前年同期比(%) as % of 1996(1~11月)
						9	10	11		
東 南 亞 Southeast Asia	日 本 Japan	本	19,370	16,201	16,546	1,071	1,785	747	11,511	△27.7
	필 리 피핀 Philippines	핀	4,927	1,484	11,088	873	125	409	8,378	△15.1
	홍 콩 Hong Kong	콩	11,296	7,988	16,378	582	670	830	5,679	△63.6
	싱 가 포 Singapore	포	4,509	7,450	7,096	405	284	193	3,712	△42.0
	其 他 Others	他	44,358	51,951	58,063	5,245	4,958	4,915	53,437	△1.00
	計 S-Total		84,460	85,074	109,171	8,806	7,822	7,094	82,717	△18.7
中 東 Middle East	사 우 디 아 라 비 아 Saudi Arabia	아	65,836	46,261	71,514	4,921	6,384	4,360	66,221	△1.5
	요 르 단 Jordan	단	14,133	14,506	21,073	1,777	651	616	16,969	△9.5
	시 리 아 Syria	아	11,468	8,183	14,285	613	1,108	378	9,519	△26.7
	아 합 예 미 리 트 U. A. E.	트	21,194	22,649	41,671	2,680	2,041	1,017	23,158	△40.9
	其 他 Others	他	27,069	57,508	51,881	3,986	5,890	4,839	49,499	1.3
	計 S-Total		139,700	149,107	200,424	13,977	16,074	11,210	165,366	△11.6
歐 洲 Europe	프 랑 스 France	스	28,228	39,946	33,290	2,686	2,333	2,748	23,836	△23.3
	이 테 리 Italy	리	29,153	36,909	42,028	2,026	3,256	2,169	30,870	△19.1
	獨逸 Germany	逸	53,155	63,130	69,969	4,028	3,922	2,577	52,571	△14.6
	스 위 스 Switzerland	스	11,557	9,474	12,147	132	483	792	7,177	△36.6
	벨 기 에 Belgium	에	8,651	8,684	9,098	1,096	1,168	1,343	11,719	42.0
	스 웨 덴 Sweden	덴	10,238	9,867	11,165	1,261	159	115	5,844	△44.6
	英 國 U. K.	國	53,275	82,684	95,243	6,139	6,859	6,332	57,713	△33.0
	其 他 Others	他	65,276	80,388	119,297	9,897	7,783	7,476	104,879	△0.9
	計 S-Total		259,533	331,082	392,237	27,265	25,963	23,552	294,609	△16.5
	美 洲 America	캐 나 다 Canada	다	70,281	61,077	59,757	4,137	4,135	3,284	45,897
美 國 U. S. A.		國	192,668	192,948	173,050	12,254	16,326	14,779	150,614	△5.0
멕 시 코 Mexico		코	34,595	6,713	11,889	557	585	775	10,029	△4.4
其 他 Others		他	88,262	121,654	165,118	19,475	23,894	20,617	205,579	38.9
計 S-Total			385,806	382,392	409,814	36,423	44,940	39,445	412,119	10.6
아 프 리 카 Africa	이 집 트 Egypt	트	22,586	25,421	26,493	1,656	2,463	1,696	23,053	△8.5
	이 디 오 피 아 Ethiopia	아	5,200	3,714	9,528	826	875	327	5,830	△35.9
	리 비 아 Libya	아	19,548	12,577	16,255	247	1,511	973	7,256	△43.1
	其 他 Others	他	52,976	41,169	51,423	4,401	3,888	2,907	39,395	△15.6
	計 S-Total		100,310	82,881	103,699	7,130	8,737	5,903	75,534	△19.4
大 洋 洲 Oceania	오 스트레 일 리 아 Australia	아	55,764	54,580	55,382	5,996	4,505	4,383	49,735	△0.3
	其 他 Others	他	12,108	13,305	15,386	1,510	1,224	1,361	13,851	△1.1
	計 S-Total		67,872	67,885	70,768	7,506	5,729	5,744	63,586	△0.5
合 計 Total			1,037,681	1,098,422	1,286,112	101,107	109,266	92,958	1,093,931	△6.6

註 : ① 通關基準
② 위의 統計는 1,000만달러/年 이상 國家만 集計하였음.

Remarks : ① Basis on customs clearance.
② This statistics were totalized by the countries whose export record was more than FOB U \$ 10 million/year.

資料 : 大韓타이어工業協會

Source : Korea Tire Manufacturers Association.

自動車 타이어 種類別 輸入現況(數量 및 金額)

Imports of Automobile Tires(Volume & Value)

(單位 : 個, 1,000달러)

(unit : each, U\$ 1,000)

年度別 Year	乗用車用 Passenger Car		트럭·버스用 Truck & Bus		産業用 또는 農耕用 Industrial Vehicles or Agricultural Machinery		其他 Others		計 Total	
	數量 Volume	金額 Value	數量 Volume	金額 Value	數量 Volume	金額 Value	數量 Volume	金額 Value	數量 Volume	金額 Value
1994	1,352,318	41,331	60,836	5,457	136,794	3,343	28,621	884	1,578,569	50,975
1995	1,978,238	62,880	75,426	4,760	431,460	5,146	235,005	1,053	2,720,129	73,839
1996	1,906,911	64,059	102,384	8,469	462,282	6,180	78,527	848	2,550,104	79,556
1997. 10	129,463	4,533	7,871	549	81,719	598	3,213	13	222,266	5,693
11	79,077	2,796	2,223	383	53,767	560	21,463	140	156,530	3,879
1~11計	1,458,547	49,402	69,811	6,618	555,979	5,369	148,065	1,583	2,232,402	62,972

資料 : 關稅廳 貿易統計

Source : Statistical year book of foreign trade.

乗用車用 래디알 타이어 國家別 輸入現況(數量 및 金額)

Imports of Passenger Car Radial Tires(Volume & Value)

(單位 : 個, 1,000달러)

(unit : each, U\$ 1,000)

年度別 Year	美國 U. S. A.	캐나다 Canada	프랑스 France	獨逸 Germany	이태리 Italy	英國 U. K.	스페인 Spain	日本 Japan	其他 Others	計 Total
1994	286,067 10,680	183,416 5,766	298,456 7,693	108,600 3,576	270,741 6,976	9,907 216	52,902 1,999	113 13	139,217 4,311	1,349,419 41,230
1995	353,557 13,344	110,493 3,800	287,966 7,707	630,686 20,959	129,166 3,768	37,525 1,158	151,481 3,310	9,943 257	262,308 8,247	1,973,125 62,550
1996	280,709 12,130	92,661 4,358	188,441 6,457	452,583 15,578	180,472 6,655	115,631 3,491	45,594 1,546	130,973 3,154	345,856 10,453	1,832,920 63,822
1997. 10	37,038 1,438	8,613 387	1,525 49	7,899 327	11,942 366	220 7	15,807 683	28,960 799	16,228 447	128,232 4,503
11	6,681 322	9,256 413	961 29	8,934 390	6,116 233	10,172 305	9,785 415	7,917 180	16,631 429	76,453 2,716
1~11計	268,835 11,195	78,714 3,564	42,922 1,513	111,091 4,768	120,163 4,136	37,084 1,295	145,758 6,277	302,012 7,944	325,592 8,415	1,432,171 49,107

註 : 上段은 數量, 下段은 金額
資料 : 關稅廳 貿易統計

Remarks : Each upsides are volume, downsides are value.
Source : Statistical yearbook of foreign trade.

트럭·버스용 래디알 타이어 國家別 輸入現況(數量 및 金額)

Imports of Truck & Bus Radial Tires(Volume & Value)

(單位 : 個, 1,000달러)

(unit : each, U\$ 1,000)

年度別 Year	美國 U. S. A.	캐나다 Canada	프랑스 France	獨逸 Germany	이태리 Italy	英國 U. K.	스페인 Spain	日本 Japan	其他 Others	計 Total
1994	2,189 144	4,395 235	7,355 1,165	832 132	11,586 375	5,573 824	7,274 604	1,731 226	9,628 570	50,563 4,275
1995	2,229 168	—	6,307 1,010	21,610 1,045	3,748 136	4,350 542	7,825 600	20,730 529	118 25	66,917 4,055
1996	677 54	4 1	13,623 2,350	26,589 1,526	4,143 611	19,152 2,215	3,331 603	25,885 861	44 8	93,448 8,229
1997. 10	24 3	—	1,400 70	3,107 221	—	1,842 134	—	218 32	1,256 73	7,847 533
11	2 —	—	220 35	1,103 160	—	300 11	20 5	—	404 72	2,049 283
1~11計	1,239 118	—	13,586 1,814	25,376 1,420	423 88	16,053 1,605	2,031 385	6,167 260	2,904 269	67,779 5,959

註 : 上段은 數量, 下段은 金額
資料 : 關稅廳 貿易統計

Remarks : Each upsides are volume, downsides are value.
Source : Statistical yearbook of foreign trade.

통 계 (국 내)

全國自動車登録現況(數量)
Automobile Population (Volume)

(單位 : 臺)

1997년 11월말 현재 (unit : each)

차종별	서울	부산	대구	인천	광주	대전	울산	경기	강원	충북	충남	전북	전남	경북	경남	제주	합계
총합	2,249,161	718,401	618,579	552,073	283,915	323,043	261,372	1,010,253	358,728	331,964	400,803	406,465	388,493	652,440	685,037	136,535	10,377,217
승용차	1,776,900	516,270	461,509	408,143	208,892	246,470	206,140	749,363	245,025	225,588	259,945	268,698	237,619	441,377	475,743	84,734	7,559,616
승용차합계	1,701,180	494,223	439,957	389,685	195,028	234,843	195,571	710,652	222,377	209,223	240,378	250,055	219,600	413,057	449,964	77,894	7,142,692
승용차	1,683,847	491,516	438,234	388,687	193,472	234,619	194,922	705,518	222,764	208,589	239,581	248,979	218,525	412,068	448,363	77,759	7,106,443
1,000cc미만	50,545	24,750	24,439	19,798	7,488	12,168	7,962	69,871	15,496	12,098	13,488	13,275	11,201	29,810	34,795	6,682	354,446
1,500cc	866,422	280,900	252,835	242,859	112,552	142,634	117,370	867,921	137,539	130,891	146,536	151,394	131,993	253,608	280,079	50,650	4,168,350
2,000cc	694,007	172,563	149,641	118,123	68,897	74,654	65,060	435,263	65,415	60,868	71,636	79,228	70,207	120,194	125,366	19,173	2,386,401
2,500cc	41,098	7,666	6,954	4,807	2,831	2,765	2,988	20,147	2,866	2,721	3,948	3,258	3,226	5,455	5,000	889	116,619
2,500cc이상	35,775	5,631	4,305	3,109	1,604	1,400	1,542	12,316	1,452	1,411	1,911	1,864	1,798	3,001	3,123	385	80,627
외산	17,333	2,707	1,723	1,998	1,556	1,224	654	5,134	613	634	79	1,076	1,173	989	1,601	195	38,249
1,000cc미만	12	5	5	1	1	31	9	73	5	4	8	4	12	3	4	2	55
1,500cc	139	6	5	1	1	31	9	73	5	4	8	4	12	3	4	2	316
2,000cc	4,662	657	494	263	448	593	146	1,315	167	120	154	222	251	188	358	40	8,697
2,500cc	3,891	588	390	258	375	246	440	327	2,550	315	352	423	610	556	824	84	19,485
2,500cc이상	8,689	1,453	843	476	702	440	327	2,550	315	352	423	610	556	824	84	19,485	
승용차합계	7,982	2,452	2,458	2,124	1,050	1,375	914	8,965	2,826	2,041	2,363	2,682	2,442	3,723	3,070	1,058	48,126
1,500cc미만	2,044	340	316	295	190	119	100	953	188	122	181	278	208	277	286	44	5,941
2,000cc	9	2	2	1	1	9	1	9	1	1	1	1	1	1	1	1	1
2,000cc이상	5,929	2,111	2,140	1,827	1,760	1,255	814	8,000	2,637	1,919	2,181	2,402	2,233	3,445	2,782	1,014	42,453
합계	66,354	19,498	19,039	16,241	11,887	10,203	9,571	77,293	18,754	14,275	17,142	15,932	15,537	24,475	22,631	5,763	364,595
1,500cc미만	9	2	2	1	1	9	1	9	1	1	1	1	1	1	1	1	1
2,000cc	9,755	2,547	2,713	2,593	1,989	1,538	908	11,884	2,717	2,083	2,241	2,232	2,370	3,557	3,121	761	53,125
2,000cc이상	56,599	16,951	16,326	13,648	9,898	8,665	8,663	65,409	16,038	12,192	14,901	13,761	13,166	20,917	19,510	5,042	311,465
기타승용차	574	97	54	93	27	49	85	459	68	47	62	29	40	122	78	19	1,903
1,500cc미만	554	96	53	93	24	49	85	456	68	46	61	28	40	120	78	19	1,870
2,000cc이상	20	1	1	1	3	2	2	3	1	1	1	1	1	2	1	1	33
버스승용차	149,564	53,187	36,491	42,079	17,452	19,881	13,947	149,344	28,011	23,494	27,562	26,706	29,738	40,474	46,413	11,302	715,632
합계	148,252	52,774	35,219	41,987	17,229	19,733	13,759	148,192	27,624	23,199	27,204	26,351	29,738	39,992	45,897	11,197	708,824
시승용차	9,653	3,474	1,844	4	542	949	610	1,237	865	793	1,016	1,079	873	1,388	1,545	311	26,183
시승용차	1,626	629	540	2,230	1,053	295	191	5,216	563	566	636	636	592	1,034	924	18	18,155
시승용차	136,953	48,366	33,826	39,572	15,697	18,462	12,998	135,827	25,313	21,184	24,369	25,833	25,728	36,327	41,305	9,600	649,300
15인 이하	129,752	45,835	31,721	37,266	14,352	17,368	11,527	127,155	23,794	19,583	22,669	21,785	23,550	33,023	37,564	9,105	605,929
25 "	3,217	1,136	979	960	804	610	610	3,662	774	691	778	792	942	1,301	1,130	307	18,338
35 "	1,185	378	283	284	227	219	201	1,354	318	281	298	284	454	515	80	6	6,770
50 "	2,731	278	222	22	45	9	13	647	3,632	417	637	715	910	837	1,613	2,000	18,228
50 " 이상	38	22	22	2	2	2	2	10	15	12	8	14	15	26	36	1	364
특수승용차	1,332	448	281	273	160	179	148	1,149	387	285	353	354	482	516	108	6,806	
합계	714	240	153	153	88	105	89	745	225	164	216	205	265	278	86	26	901
합계	79	40	37	49	5	4	5	2	4	4	3	3	4	6	4	1	12
합계	71	36	22	22	12	14	13	10	15	12	8	14	15	26	36	1	31
합계	443	151	82	69	54	48	33	204	82	75	76	75	102	142	11	21	1,787
합계	321,280	144,470	119,742	98,600	56,640	56,049	39,853	357,983	84,453	81,347	111,702	109,985	117,790	167,471	158,785	40,326	2,066,453
합계	215,079	106,682	89,078	68,772	38,398	36,430	28,650	264,234	61,940	60,445	88,404	80,582	93,964	131,026	122,120	29,176	1,514,890
합계	163,911	83,084	71,045	52,298	29,413	28,390	22,988	196,931	47,524	46,534	69,749	63,115	74,133	107,636	96,598	24,708	1,177,322
합계	32,611	11,772	9,341	9,307	4,301	3,385	2,621	41,646	6,508	6,095	8,948	7,730	9,406	11,637	12,250	2,560	180,782
합계	6,738	3,740	3,367	2,098	900	1,089	786	8,720	2,003	2,691	3,540	3,098	3,243	4,122	4,691	622	52,038
합계	1,350	1,164	1,076	479	555	470	316	1,984	318	281	361	388	454	588	632	104	12,649
합계	5,903	3,654	2,524	1,994	1,555	1,150	875	10,081	2,912	2,430	3,694	2,802	3,375	3,445	4,122	1,048	14,949
합계	1,534	1,041	655	1,115	453	653	394	1,672	1,080	734	822	1,269	1,470	1,733	929	44	14,998
합계	3,841	1,015	1,410	1,243	580	643	953	4,880	2,014	2,511	2,251	2,901	4,726	3,639	593	35	35,402
합계	291	149	115	79	111	205	546	998	896	1,089	835	616	784	1,830	1,646	167	10,357
합계	3,107	678	1,033	977	388	296	278	2,738	850	583	688	1,125	1,560	2,157	1,416	214	18,402
합계	416	237	162	74	125	123	81	1,127	373	336	670	498	552	589	565	175	6,344
합계	27	41	25	25	7	17	6	17	49	6	8	16	5	50	8	37	359
합계	80,236	21,737	23,532	17,620	13,831	15,356	6,280	62,576	14,437	13,769	14,454	21,006	13,691	21,408	22,560	9,088	371,822
합계	79,763	21,428	23,326	17,494	13,658	15,203	6,158	61,585	14,133	13,438	13,923	20,011	13,139	20,773	22,052	8,939	365,628
합계	18	28	12	2	18	5	2	11	2	2	3	2	6	2	6	1	174
합계	22,124	14,946	5,722	10,965	3,931	3,560	4,000	26,290	5,908	5,123	6,333	6,348	7,234	10,131	10,530	1,462	144,578
합계	2,536	595	543	595	234	187	2,927	2,323	1,403	939	939	619	436	16	16	9	1,529
합계	246	9	21	65	6	21	10	36	30	34	29	43	30	12	733		
합계	169	73	78	121	18	60	97	411	187	74	123	139	282	148	46	21	2,366
합계	8,633	2,206	1,782	1,589	1,075	1,032	557	7,673	1,939	1,299	1,583	1,678	1,289	2,033	2,145	441	36,601
합계	168	127	62	444	9	7	249	600	47	47	51	432	45	132	74	23	1,656
합계	436	242	323	906	205	143	281	1,373	300								

自轉車用 타이어 國家別 輸入現況(數量 및 金額)

Imports of Bicycle Tires(Volume & Value)

(單位: 個, 달러)

(unit: each, U\$)

年度別 Year	中國 P. R. China	프랑스 France	인도네시아 Indonesia	이태리 Italy	日本 Japan	泰國 Thailand	臺灣 Taiwan	美國 U. S. A.	기 타 Others	計 Total
1995	8,990	1,153	2,172,146	1,034	1,087	18,020	15,030	142	-	2,217,602
	33,906	8,438	3,224,342	21,504	14,758	35,768	19,780	3,493	-	3,361,989
1996	118,300	435	7,193,550	2,691	2,365	13,140	-	-	-	7,330,481
	216,296	5,133	7,404,693	35,742	36,243	51,394	-	-	-	7,749,501
1997. 10	20,500	-	566,075	-	450	7,000	-	-	-	594,025
	41,087	-	702,939	-	2,356	14,140	-	-	-	760,522
11	7,930	-	568,840	-	-	-	-	40	20	576,830
	17,154	-	637,935	-	-	-	-	211	216	655,516
1~11 計	245,050	-	5,197,425	3,010	1,670	13,400	-	150	100	5,460,805
	425,839	-	5,780,535	37,033	13,849	27,690	-	1,359	1,547	6,287,852

註: 上段은 數量, 下段은 金額
資料: 關稅廳 貿易統計

Remarks: Each upsides are volume, downsides are value.
Source: Statistical yearbook of foreign trade.

自轉車用 튜브 國家別 輸入現況(數量 및 金額)

Imports of Bicycle Tubes(Volume & Value)

(單位: 個, 달러)

(unit: each, U\$)

年度別 Year	中國 P. R. China	프랑스 France	인도네시아 Indonesia	이태리 Italy	日本 Japan	泰國 Thailand	臺灣 Taiwan	기 타 Others	計 Total
1995	25,200	-	1,783,850	-	-	17,000	19,500	-	1,845,550
	30,765	-	1,207,344	-	-	11,269	17,754	-	1,267,132
1996	14,301	-	6,000	-	-	-	-	20	20,501
	7,410	-	16,621	-	-	-	-	1,964	25,995
1997. 10	-	-	-	-	-	-	-	-	-
	-	-	-	-	-	-	-	-	-
11	-	-	-	-	-	-	-	-	-
	-	-	-	-	-	-	-	-	-
1~11 計	4,110	-	-	300	800	6,000	-	50	11,260
	3,082	-	-	10,139	2,218	4,520	-	80	20,039

註: 上段은 數量, 下段은 金額
資料: 關稅廳 貿易統計

Remarks: Each upsides are volume, downsides are value.
Source: Statistical yearbook of foreign trade.

통 계(해외)

世界 主要國의 天然고무 및
Production & Consumption of

生 産 (單位: 1,000톤)

區分 年度別	天 然 高 무										
	泰 國	인 도 네시아	말 레 이지아	印 度	中 國	베트남	스 리 랑 카	나 이 지리아	코트디 브와르	필리핀	計
1995	1,804.8	1,466.8	1,089.3	499.6	424.0	123.0	105.7	121.2	77.0	59.8	6,040
1996. 1	217.6	125.1	124.5	56.0	35.0	14.0	9.7	8.0	7.0	5.0	630
2	174.8	130.3	86.0	25.1	35.0	9.0	10.0	7.5	7.0	6.0	520
3	130.1	120.1	80.2	28.9	35.0	10.0	9.5	7.0	7.0	5.0	460
4	107.7	130.6	61.6	38.3	36.0	8.0	9.4	7.0	6.0	5.0	430
5	135.8	129.0	71.8	44.9	36.0	10.0	10.0	6.5	7.0	6.0	470
6	146.3	117.4	84.3	36.1	36.0	11.0	9.0	8.0	6.0	5.0	480
7	163.6	131.1	97.2	35.8	36.0	11.0	8.3	8.0	7.0	5.0	530
8	184.9	138.5	93.2	40.6	36.0	11.0	9.3	7.5	8.0	6.0	560
9	185.5	133.0	97.8	51.4	36.0	11.0	8.1	8.0	7.0	5.0	560
10	178.1	126.9	93.0	55.0	36.0	12.0	8.1	8.0	8.0	5.0	560
11	189.9	127.2	100.7	63.2	36.0	12.0	10.0	7.5	7.0	6.0	580
12	163.7	133.9	92.2	64.9	37.0	13.0	11.1	8.0	8.0	5.0	560
計	1,978.0	1,543.0	1,082.5	540.2	430.0	132.0	112.5	91.0	85.0	64.0	6,340
1997. 1	195.4	138.5	129.6	60.1	37.0	12.0	11.2	7.5	7.5	5.5	630
2	182.8	123.7	61.1	27.5	37.0	12.0	11.2	7.5	7.5	5.5	500
3	182.3	136.4	61.2	31.6	37.0	12.0	10.3	7.5	7.5	5.5	530
4	135.3	114.7	52.4	41.1	37.0	9.0	9.5	7.0	7.0	5.5	440
5	124.4	125.6	79.8	47.4	37.0	11.0	9.4	6.5	8.0	5.5	470
6	123.9	129.0	84.7	40.2	37.0	11.0	8.2	8.0	7.0	5.5	490
7	189.8	132.0	90.9	40.0	37.0	11.0	7.1	8.0	7.0	5.5	540
8	160.0	143.0	90.9	45.0	37.0	11.0	7.1	8.0	8.0	5.5	550
9	166.9		84.6				7.7				
10											
11											
12											
計											

使 用 (單位: 1,000톤)

年度別	美 國 ①			日 本			中 國			韓 國		
	天然	合成	計	天然	合成	計	天然	合成	計	天然	合成	計
1995	1,003.9	2,172.0	3,175.9	692.0	1,085.0	1,777.0	780.0	760.0	1,540.0	300.0	370.0	670.0
1996. 1	102.5	188.0	290.5	55.4	79.3	134.7	65.0	70.0	135.0	25.0	35.0	60.0
2	85.8	173.7	259.5	59.9	85.7	145.6	65.0	75.0	140.0	25.0	35.0	60.0
3	81.2	186.9	268.1	64.0	91.7	155.7	65.0	70.0	135.0	25.0	35.0	60.0
4	87.9	176.8	264.7	61.6	90.1	151.7	65.0	70.0	135.0	25.0	35.0	60.0
5	65.6	184.9	250.5	56.5	82.8	139.3	65.0	75.0	140.0	25.0	30.0	55.0
6	76.7	180.9	257.6	60.9	89.0	149.9	65.0	70.0	135.0	25.0	35.0	60.0
7	81.9	177.0	258.9	62.1	98.0	160.1	70.0	70.0	140.0	25.0	40.0	65.0
8	88.1	191.3	279.4	50.0	78.9	128.9	70.0	75.0	145.0	25.0	45.0	70.0
9	83.3	182.9	266.2	60.8	96.2	157.0	70.0	70.0	140.0	25.0	40.0	65.0
10	108.4	200.9	309.3	63.4	115.2	178.6	70.0	75.0	145.0	25.0	35.0	60.0
11	72.1	177.8	249.9	62.5	113.5	176.0	70.0	75.0	145.0	25.0	40.0	65.0
12	68.2	165.5	233.7	57.4	104.1	161.5	70.0	75.0	145.0	25.0	35.0	60.0
計	1,001.7	2,186.6	3,188.3	714.5	1,124.5	1,839.0	810.0	870.0	1,680.0	300.0	440.0	740.0
1997. 1	99.2	192.4	291.6	56.7	85.6	142.3	75.0	75.0	150.0	25.0	40.0	65.0
2	92.0	181.6	273.6	58.9	88.8	147.7	75.0	80.0	155.0	25.0	40.0	65.0
3	91.2	190.6	281.8	65.0	98.0	163.0	75.0	75.0	150.0	25.0	40.0	65.0
4	87.6	188.5	276.1	61.7	100.8	162.5	80.0	80.0	160.0	25.0	40.0	65.0
5	108.4	194.8	303.2	56.6	92.6	149.2	80.0	80.0	160.0	25.0	40.0	65.0
6	72.0	183.8	255.8	62.1	101.4	163.5	80.0	80.0	160.0	25.0	35.0	60.0
7	78.4	204.7	283.1	62.1	104.9	167.0	85.0	85.0	170.0	25.0	35.0	60.0
8	91.5	206.4	297.9	60.0	100.0	160.0	85.0	85.0	170.0	25.0	35.0	60.0
9	88.5	201.9	290.4									
10												
11												
12												
計												

註: ① 모든 데이터는 미국고무협회(R.M.A)에서 나온 것임.

資料: IRSG(International Rubber Study Group)의 Rubber Statistical Bulletin(1997. 12. Vol. 52 No. 3)

合成고무 生産 및 使用現況(重量)

Natural & Synthetic Rubber (Weight)

(unit : 1,000tons)

합											區分 國家
美 國	日 本	러시아	프랑스	中 國	韓 國	獨 逸	英 國	이태리	브라질	世界 (計)	
2,530	1,497.6	836.9	618.1	492.6	371.5	480.0	319.8	310.0	286.3	9,480	1995
200.0	133.5	65.0	52.6	44.9	37.9	40.5	25.5	26.0	24.0	810	1996. 1
190.0	119.7	65.0	47.1	47.2	37.9	42.4	30.0	26.0	24.0	780	2
220.0	115.3	65.1	53.5	50.7	37.9	41.4	31.0	26.0	24.0	830	3
210.0	134.9	69.5	48.4	48.5	39.1	41.9	29.4	27.0	24.0	840	4
200.0	129.2	62.6	50.7	48.8	33.4	38.9	27.3	27.0	24.0	790	5
210.0	117.1	70.0	47.2	38.5	36.4	41.9	29.1	27.0	24.0	810	6
200.0	133.7	42.6	42.0	47.3	41.6	40.2	25.0	27.0	24.0	800	7
210.0	125.4	59.3	42.7	42.9	56.2	38.4	22.5	13.0	24.0	780	8
200.0	120.6	67.3	49.1	43.0	49.7	44.5	28.3	27.0	24.0	810	9
210.0	121.7	66.5	52.4	44.9	53.1	46.0	29.9	27.0	24.0	830	10
220.0	132.6	59.3	49.1	47.6	47.6	35.5	26.7	27.0	24.0	820	11
216.0	136.2	82.9	47.7	49.0	45.0	33.4	23.6	23.0	24.0	840	12
2,486.0	1,519.9	775.1	582.5	553.3	515.6	485.0	328.3	303.0	288.0	9,740	計
220.0	137.5	59.5	48.4	49.7	50.0	49.0	21.7	27.0	24.0	850	1997. 1
200.0	126.5	56.6	50.6	46.4	50.0	42.9	23.1	27.0	25.0	810	2
220.0	117.9	64.5	55.8	54.6	50.0	45.5	21.5	27.0	24.0	840	3
230.0	142.3	80.5	53.8	47.6	50.0	41.9	20.6	27.0	24.0	870	4
220.0	138.0	55.5	47.6	44.3	50.0	44.0	25.8	27.0	25.0	840	5
200.0	120.1	52.6	49.7	51.6	50.0	46.2	21.1	27.0	24.0	810	6
220.0	134.9	54.2	38.5	62.5	50.0	49.0	21.3	27.0	24.0	840	7
220.0	130.0	60.0	46.8	46.4	50.0	41.5	13.1	13.0	25.0	810	8
230.0				39.4		49.6	11.5				9
				54.6							10
											11
											12
											計

(unit : 1,000tons)

프 랑 스			獨 逸			러 시 아			英 國			世界(計)			年 度 別
天然	合成	計	天然	合成	計	天然	合成	計	天然	合成	計	天然	合成	計	
176.0	430.2	606.2	211.7	426.4	638.1	13.0	424.0	437.0	118.0	233.0	351.0	6,000	9,290	15,290	1995
16.6	39.3	55.9	16.0	37.0	53.0	1.5	35.0	36.5	10.0	24.0	34.0	520	780	1,300	1996. 1
22.6	37.1	59.7	16.0	37.0	53.0	1.0	40.0	41.0	10.0	24.0	34.0	510	810	1,320	2
14.8	44.8	59.6	18.0	43.0	61.0	0.5	35.0	35.5	10.0	24.0	34.0	510	830	1,340	3
13.2	38.3	51.5	18.0	39.0	57.0	1.0	35.0	36.0	9.0	22.0	31.0	510	800	1,310	4
16.1	36.1	52.2	17.0	35.0	52.0	1.5	40.0	41.5	9.0	22.0	31.0	490	790	1,280	5
12.1	37.8	49.9	16.0	33.0	49.0	1.0	35.0	36.0	8.0	21.0	29.0	500	810	1,310	6
16.3	28.2	44.5	15.0	33.0	48.0	3.0	35.0	38.0	10.0	24.0	34.0	520	780	1,300	7
10.3	28.6	38.9	14.0	30.0	44.0	2.0	40.0	42.0	9.0	23.0	32.0	490	760	1,250	8
16.2	38.1	54.3	15.0	34.0	49.0	3.0	35.0	38.0	9.0	23.0	32.0	520	810	1,330	9
14.8	36.9	51.7	18.0	33.0	51.0	0.5	35.0	35.5	9.0	24.0	33.0	540	840	1,380	10
16.6	41.0	57.6	17.0	32.0	49.0	0.5	40.0	40.5	9.0	23.0	32.0	510	820	1,330	11
12.6	29.9	42.5	13.0	30.0	43.0	0.5	33.0	33.5	9.0	23.0	32.0	500	730	1,230	12
182.2	436.1	618.3	193.0	416.0	609.0	16.0	438.0	454.0	111.0	277.0	388.0	6,130	9,550	15,680	計
18.6	33.2	51.8	16.0	40.0	56.0	1.5	40.0	41.5	11.0	19.0	30.0	550	830	1,380	1997. 1
15.0	33.6	48.6	17.0	43.0	60.0	1.0	40.0	41.0	11.0	19.0	30.0	560	830	1,390	2
15.1	40.5	55.6	18.0	46.0	64.0	1.5	40.0	41.5	12.0	19.0	31.0	550	870	1,420	3
16.0	41.7	57.7	18.0	47.0	65.0	1.5	45.0	46.5	9.0	16.0	25.0	550	860	1,410	4
14.1	33.2	47.3	15.0	38.0	53.0	1.5	45.0	46.5	10.0	16.0	26.0	570	850	1,420	5
15.8	35.8	51.6	17.0	44.0	61.0	1.5	45.0	46.5	10.0	16.0	26.0	530	850	1,380	6
16.3	21.0	37.3	18.0	42.0	60.0	1.5	45.0	46.5	9.0	16.0	25.0	540	850	1,390	7
12.2	31.7	43.9	18.0	43.0	61.0	1.5	45.0	46.5	9.0	16.0	25.0	530	840	1,370	8
															9
															10
															11
															12
															計

Remarks : ① All data from Rubber Manufacturers Association(R.M.A.)

Source : IRSG(International Rubber Study Group) Rubber Statistical Bulletin(Vol. 52. No. 3, December 1997)