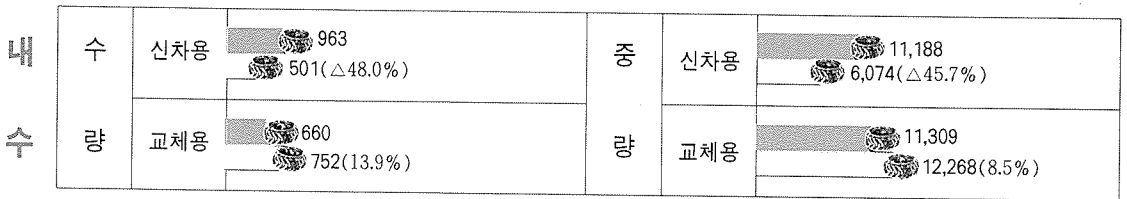




1월의 자동차 타이어 생산 및 판매

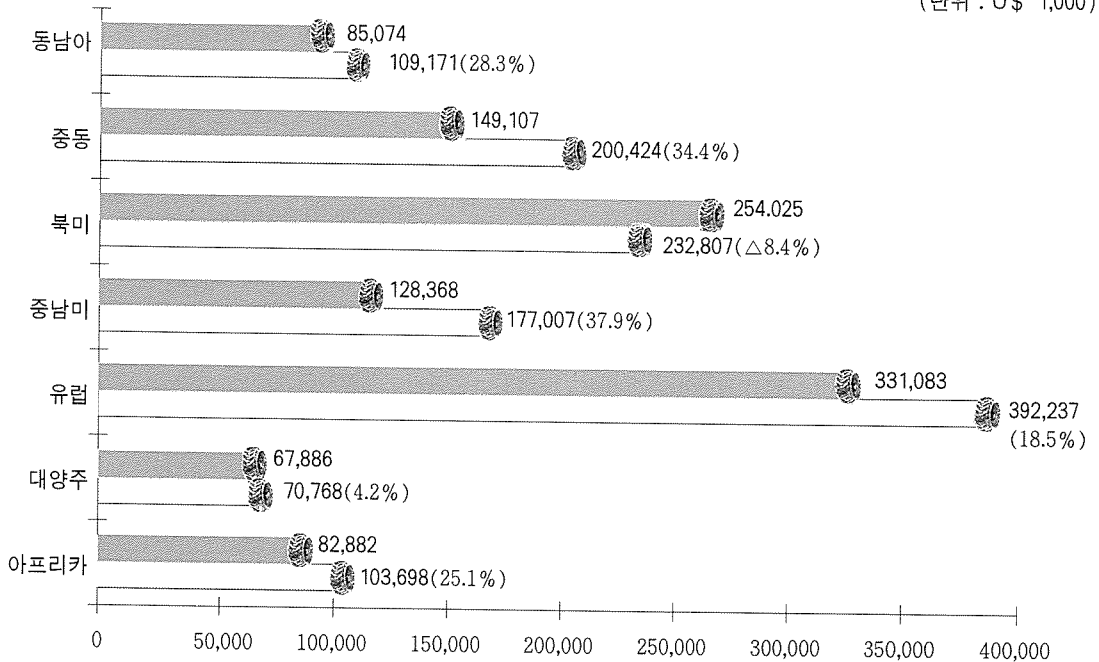
보기 : ■ '96, □ '97

(단위 : 수량; 1,000개, 중량; 톤)



자동차 타이어 지역별 수출실적(1~12월)

(단위 : U\$ 1,000)



주 : () 전년동기대비 증감률

자료 : 대한타이어공업협회

통 계(국내)

自動車用 타이어 및 튜브
Production & Shipments & Stocks

(單位 : 1,000個)

年度別 year	트럭·버스용 타이어 Truck & Bus				輕트럭용 타이어 Light Truck				乘用車용 타이어 Passenger Car			
	生産 Production	出荷(Shipments)		在庫 Stocks	生産 Production	出荷(Shipments)		在庫 Stocks	生産 Production	出荷(Shipments)		在庫 Stocks
		內需 Domestic	輸出 Exports			內需 Domestic	輸出 Exports			內需 Domestic	輸出 Exports	
1994	4,513	1,854	2,715	156	10,489	4,092	6,372	523	33,178	11,474	20,807	2,728
	2,237	340	1,917	111	7,143	2,604	4,514	343	32,851	11,467	20,504	2,671
1995	4,797	1,763	2,809	281	10,842	5,061	5,396	950	36,898	10,584	25,017	3,260
	2,550	313	2,080	173	7,853	3,755	3,790	695	36,626	10,573	24,770	3,191
1996. 11	417	181	218	228	1,006	512	502	905	3,783	1,066	2,606	3,864
	228	56	161	135	772	384	358	639	3,760	1,065	2,581	3,825
12	405	123	270	239	973	446	508	924	3,605	1,013	2,576	3,885
	228	38	188	136	740	361	364	654	3,582	1,012	2,554	3,845
1~12 計	4,908	1,850	3,117	239	10,778	4,844	6,089	924	41,464	11,018	30,222	3,885
	2,709	469	2,273	136	8,000	3,725	4,412	654	41,241	11,009	29,977	3,845
1997. 1	393	110	233	287	944	288	439	1,088	3,612	790	2,307	4,253
	225	38	173	144	703	223	304	783	3,585	790	2,295	4,199

註 : 上段은 總數量, 下段은 래디알 타이어
위 統計는 韓國, 錦湖, 宇成만의 것임.
튜브는 韓國, 錦湖만의 것임.
資料 : 大韓타이어工業協會

自動車用 타이어 및 튜브
Production & Shipments & Stocks

(單位 : 톤)

年度別 year	트럭·버스용 타이어 Truck & Bus				輕트럭용 타이어 Light Truck				乘用車용 타이어 Passenger Car			
	生産 Production	出荷(Shipments)		在庫 Stocks	生産 Production	出荷(Shipments)		在庫 Stocks	生産 Production	出荷(Shipments)		在庫 Stocks
		內需 Domestic	輸出 Exports			內需 Domestic	輸出 Exports			內需 Domestic	輸出 Exports	
1994	249,405	96,229	164,105	9,079	137,038	50,958	85,192	6,576	257,885	93,628	163,619	22,363
	136,742	21,878	124,400	7,046	87,068	25,935	60,048	4,290	256,577	93,601	162,384	22,099
1995	277,990	93,803	170,691	18,965	143,540	61,381	76,731	16,255	296,385	88,350	198,517	39,500
	164,791	20,895	134,191	10,772	96,385	37,418	55,021	11,303	295,287	88,307	195,212	39,171
1996. 11	24,137	9,780	13,254	12,564	13,368	6,672	7,076	10,972	29,751	8,978	20,272	30,874
	14,643	3,617	11,180	8,421	9,443	4,075	5,201	7,140	29,653	8,974	20,161	30,654
12	23,659	6,563	16,546	13,091	13,001	5,452	7,385	11,121	27,978	8,344	19,660	30,869
	14,786	2,532	12,142	8,532	9,149	3,731	5,369	7,178	27,888	8,342	19,582	30,639
1~12 計	286,023	98,704	190,619	13,091	145,738	61,307	85,898	11,121	328,738	90,890	233,535	30,869
	175,629	31,150	146,417	8,532	100,443	39,229	62,312	7,178	327,789	90,858	232,546	30,639
1997. 1	22,806	6,155	14,137	15,507	12,708	3,643	6,338	13,176	28,332	6,569	17,461	33,820
	14,404	2,627	11,043	8,988	8,891	2,416	4,476	8,612	28,226	6,569	17,416	33,549

註 : 上段은 總重量, 下段은 래디알 타이어
위 統計는 韓國, 錦湖, 宇成만의 것임.
튜브는 韓國, 錦湖만의 것임.
資料 : 大韓타이어工業協會

生産・出荷・在庫現況(數量)
of Automobile Tires & Tubes(Volume)

(unit : 1,000)

建設・産業・農機械用 Off-The-Road(OTR) Industrial(I) Agricultural(AG)			計 Total					튜브 Tubes			
生産 Production	出荷(Shipments)		在庫 Stocks	生産 Production	出荷(Shipments)		在庫 Stocks	生産 Production	出荷(Shipments)		
	内需 Domestic	輸出 Exports			内需 Domestic	輸出 Exports			内需 Domestic	輸出 Exports	
519	525	160	61	48,698	17,944	30,054	3,467	13,300	2,895	10,601	
-	-	-	-	42,232	14,411	26,935	3,125	-	-	-	
875	490	208	63	53,412	17,898	33,431	4,555	14,858	2,790	11,873	
-	-	-	-	47,029	14,642	30,640	4,059	-	-	-	
52	43	8	95	5,258	1,802	3,334	5,092	1,337	272	823	
-	-	-	-	4,760	1,504	3,099	4,599	-	-	-	
67	49	15	104	5,050	1,631	3,368	5,152	1,221	256	947	
-	-	-	-	4,549	1,412	3,106	4,634	-	-	-	
629	541	130	104	57,779	18,253	39,559	5,152	15,638	2,949	12,445	
-	-	-	-	51,950	15,203	36,662	4,634	-	-	-	
74	64	10	110	5,023	1,253	2,989	5,738	1,154	209	864	
-	-	-	-	4,512	1,052	2,772	5,126	-	-	-	

Remarks : Each upsides are total figures, downsides are radial tires.

Above figures are only Hankook, Kumho, Woosung.

Tubes are only Hankook, Kumho.

Source : Korea Tire Manufacturers Association.

生産・出荷・在庫現況(重量)
of Automobile Tires & Tubes(Weight)

(unit : ton)

建設・産業・農機械用 Off-The-Road(OTR) Industrial(I) Agricultural(AG)			計 Total					튜브 Tubes			
生産 Production	出荷(Shipments)		在庫 Stocks	生産 Production	出荷(Shipments)		在庫 Stocks	生産 Production	出荷(Shipments)		
	内需 Domestic	輸出 Exports			内需 Domestic	輸出 Exports			内需 Domestic	輸出 Exports	
18,512	11,469	8,182	2,866	662,840	252,285	421,098	40,883	21,733	7,130	13,489	
-	-	-	-	480,387	141,416	346,832	33,435	-	-	-	
25,394	12,152	8,555	5,149	743,310	255,686	454,494	79,870	23,313	7,145	15,738	
-	-	-	-	556,464	146,620	394,424	61,246	-	-	-	
1,895	1,185	619	3,254	69,151	26,614	41,221	57,665	2,122	686	1,357	
-	-	-	-	53,740	16,666	35,543	46,214	-	-	-	
2,841	1,632	844	3,743	67,479	21,993	44,435	58,825	1,999	654	1,111	
-	-	-	-	51,822	14,605	37,093	46,349	-	-	-	
24,329	15,466	8,544	3,743	784,828	266,367	518,595	58,825	24,506	7,777	16,503	
-	-	-	-	603,484	161,238	441,275	46,349	-	-	-	
2,615	1,975	571	3,816	66,461	18,342	38,508	66,320	1,846	533	1,060	
-	-	-	-	51,522	11,612	32,935	51,149	-	-	-	

Remarks : Each upsides are total weight, downsides are radial tires.

Above figures are only Hankook, Kumho, Woosung.

Tubes are only Hankook, Kumho.

Source : Korea Tire Manufacturers Association.

통 계(국내)

自動車用 타이어 內需(新車用 및 交替用) 出荷現況(數量)
Domestic Shipment of Original Equipments & Replacements of Automobile Tires(Volume)

(單位 : 1,000個)

(unit : 1,000)

年度別 year	트럭·버스용 Truck & Bus			輕트럭용 Light Truck			乘用車用 Passenger Car			建設·産業·農機械用 Off-The-Road(OTR) Industrial(ID) Agricultural(AG)			計 Total		
	新車用 OE	交替用 RE	計 Total	新車用 OE	交替用 RE	計 Total	新車用 OE	交替用 RE	計 Total	新車用 OE	交替用 RE	計 Total	新車用 OE	交替用 RE	計 Total
1994	408	1,446	1,854	1,909	2,183	4,092	6,704	4,769	11,474	349	176	525	9,370	8,574	17,944
	28	312	340	1,385	1,219	2,604	6,698	4,769	11,467	-	-	-	8,111	6,300	14,411
1995	534	1,229	1,763	2,804	2,257	5,061	6,525	4,059	10,584	340	150	490	10,202	7,695	17,898
	34	279	313	2,170	1,431	3,755	6,516	4,058	10,573	-	-	-	8,720	5,922	14,642
1996. 11	42	138	180	204	308	512	561	504	1,066	31	12	43	839	962	1,802
	3	52	56	158	226	384	560	504	1,065	-	-	-	722	783	1,504
12	35	88	123	145	301	446	521	491	1,031	30	19	49	731	900	1,631
	3	35	38	118	243	361	521	491	1,012	-	-	-	642	769	1,411
1~12	530	1,320	1,850	2,176	2,668	4,844	6,258	4,760	11,018	383	158	541	9,347	8,906	18,253
計	36	433	469	1,697	2,028	3,725	6,249	4,760	11,009	-	-	-	7,982	7,221	15,203
1997. 1	24	86	110	98	190	288	340	451	790	39	25	64	501	752	1,253
	3	36	39	73	149	223	340	451	790	-	-	-	416	636	1,052

註 : ① 上段은 總數量, 下段은 래디알 타이어
② 위 統計는 韓國, 錦湖, 宇成만의 것임.
③ OE : 新車用, RE : 交替用

Remarks : ① Each upsides are total figures, downsides are radial tires.

② Above figures are only Hankook, Kumho, Woosung.

③ OE : Original Equipment, RE : Replacement

資料 : 大韓타이어工業協會

Source : Korea Tire Manufacturers Association.

自動車用 타이어 內需(新車用 및 交替用) 出荷現況(重量)
Domestic Shipment of Original Equipments & Replacements of Automobile Tires(Weight)

(單位 : 톤)

(unit : ton)

年度別 year	트럭·버스용 Truck & Bus			輕트럭용 Light Truck			乘用車用 Passenger Car			建設·産業·農機械用 Off-The-Road(OTR) Industrial(ID) Agricultural(AG)			計 Total		
	新車用 OE	交替用 RE	計 Total	新車用 OE	交替用 RE	計 Total	新車用 OE	交替用 RE	計 Total	新車用 OE	交替用 RE	計 Total	新車用 OE	交替用 RE	計 Total
1994	19,156	77,073	96,229	21,323	29,635	50,958	54,276	39,352	93,628	6,866	4,603	11,469	101,621	150,664	252,285
	1,707	20,171	21,878	12,575	13,360	25,935	54,249	39,353	93,601	-	-	-	68,532	72,884	141,416
1995	25,653	68,128	93,803	30,282	31,099	61,381	54,201	34,149	88,350	7,881	4,272	12,152	118,039	137,647	255,686
	2,119	18,776	20,895	20,020	17,399	37,418	54,164	34,143	88,307	-	-	-	76,302	70,318	146,620
1996. 11	1,943	7,837	9,780	2,401	4,270	6,672	4,273	4,255	8,978	817	368	1,185	9,885	16,729	26,614
	219	3,398	3,617	1,563	2,513	4,075	4,719	4,255	8,974	-	-	-	6,501	10,165	16,666
12	1,573	4,991	6,563	1,664	3,788	5,452	4,228	4,117	8,344	766	867	1,632	8,230	13,763	21,993
	190	2,341	2,532	1,128	2,603	3,731	4,225	4,117	8,342	-	-	-	5,544	9,061	14,605
1~12	24,350	74,354	98,704	25,068	36,238	61,307	51,034	39,856	90,890	10,341	5,126	15,466	110,793	155,574	266,367
計	2,331	28,820	31,150	16,378	22,851	39,229	51,002	39,856	90,858	-	-	-	69,711	91,527	161,238
1997. 1	1,198	4,957	6,155	1,145	2,498	3,643	2,805	3,764	6,569	926	1,050	1,975	6,074	12,268	18,342
	195	2,432	2,627	729	1,687	2,416	2,805	3,764	6,569	-	-	-	3,729	7,883	11,612

註 : ① 上段은 總數量, 下段은 래디알 타이어
② 위 統計는 韓國, 錦湖, 宇成만의 것임.
③ OE : 新車用, RE : 交替用

Remarks : ① Each upsides are total figures, downsides are radial tires.

② Above figures are only Hankook, Kumho, Woosung.

③ OE : Original Equipment, RE : Replacement

資料 : 大韓타이어工業協會

Source : Korea Tire Manufacturers Association.

통 계(국내)

自動車 튜브레스 타이어 生産 및 出荷現況(數量 및 重量)
Production & Shipments of Automobile Tubeless Tires(Volume & Weight)

(單位 : 1,000個, 톤)

(unit : 1,000, ton)

年度別 year	트럭·버스용 Truck & Bus			輕트럭용 Light Truck			乗用車用 Passenger Car			建設·産業·農機械用 Off-The-Road(OTR) Industrial(ID) Agricultural(AG)			計 Total		
	生産 Production	出荷 (Shipments) 內需 Domestic 輸出 Exports		生産 Production	出荷 (Shipments) 內需 Domestic 輸出 Exports		生産 Production	出荷 (Shipments) 內需 Domestic 輸出 Exports		生産 Production	出荷 (Shipments) 內需 Domestic 輸出 Exports		生産 Production	出荷 (Shipments) 內需 Domestic 輸出 Exports	
1994	1,783 106,067	215 13,622	1,577 10,125	6,886 81,600	2,316 19,966	4,602 60,372	32,755 255,040	11,511 93,260	20,224 158,987	17 2,410	5 1,179	10 1,248	41,442 445,118	14,048 128,027	26,413 321,855
1995	2,466 134,934	182 9,730	2,165 117,046	7,079 84,561	2,707 24,011	3,860 52,534	33,823 271,663	10,333 86,240	21,807 171,171	10 2,104	5 1,320	4 640	43,377 493,172	13,227 121,301	27,836 341,411
1996. 11	175 11,246	30 1,946	150 9,603	691 8,256	202 2,051	502 6,555	3,443 27,133	1,034 8,701	2,311 18,011	1 210	- 107	- 25	4,309 46,844	1,267 12,805	2,964 34,193
12	178 11,579	21 1,370	148 9,529	685 8,179	186 1,855	447 5,922	3,330 25,905	979 8,061	2,313 17,671	1 233	1 126	1 78	4,195 45,895	1,188 11,412	2,908 33,200
1~12 計	2,133 138,076	250 16,205	1,912 123,394	6,987 85,473	2,214 21,948	4,841 63,642	37,824 298,119	10,684 88,206	26,766 206,821	9 2,101	6 1,460	3 463	46,953 523,769	13,153 127,819	33,522 394,320
1997. 1	176 11,231	23 1,545	149 9,584	586 7,355	123 1,247	321 4,440	3,274 25,791	764 6,348	2,070 15,660	1 180	1 80	- 50	4,037 44,556	912 9,220	2,540 29,734

註 : 上段은 數量, 下段은 重量

위 統計는 韓國, 錦湖, 宇成만의 것임.

資料 : 大韓타이어工業協會

Remarks : Each upsides are volume, downsides are weight.

Above figures are only Hankook, Kumho, Woosung.

Source : Korea Tire Manufacturers Association.

타이어 및 튜브 地域別 輸出現況(金額)

Exports of Tires & Tubes by Region(Value)

(單位 : 1,000달러)

(unit : FOB U\$ 1,000)

地域 年度	東南亞 Southeast Asia	中東 Middle East	歐洲 Europe	北美 North America	中南美 Latin America	아프리카 Africa	大洋洲 Oceania	計 Total
1994	131,242	169,863	310,699	288,990	151,796	103,925	76,407	1,232,922
1995	149,291	186,739	392,221	283,031	158,768	82,266	77,469	1,329,785
1996. 12	16,171	17,839	45,974	28,030	22,079	10,699	7,573	148,365
(1~12 月計)	164,867	253,912	453,238	273,346	213,651	108,439	81,209	1,548,662
前年同期比(%) as % of 1995(1~12)	110.4	136.0	115.6	96.6	134.6	131.8	104.8	116.5

註 : 通關基準

資料 : 通商産業部 統計

Remarks : Basis on customs clearance.

Source : Ministry of Trade Industry & Energy

통 계(국내)

自轉車用·運搬車用·二輪車用 타이어 및
Production & Shipments & Stocks of Bicycle ·

(單位：1,000個)

年度別 year	自轉車用 타이어·튜브 Bicycle Tires & Tubes				運搬車用 타이어·튜브 Handcart Tires & Tubes			
	生産 Production	出荷 Shipments		在庫 Stocks	生産 Production	出荷 Shipments		在庫 Stocks
		內需 Domestic	輸出 Exports			內需 Domestic	輸出 Exports	
1994	14,338	2,450	12,433	932	1,003	920	177	57
	12,988	3,079	11,523	576	1,119	986	154	117
1995	9,977	2,663	7,788	905	716	541	104	214
	7,984	3,219	5,047	951	782	678	60	147
1996. 11	763	82	514	1,276	53	39	10	162
	627	144	263	1,083	40	33	—	139
12	652	75	523	1,319	50	43	7	162
	600	90	295	1,308	45	47	—	138
1~12計	7,966	2,137	5,412	1,319	673	579	142	162
	5,869	2,735	2,863	1,308	518	512	2	138
1997. 1	705	124	512	1,387	37	51	17	126
	564	166	330	1,376	42	41	—	140

註：上段은 타이어, 下段은 튜브
위 統計는 (株)興亞, (株)新興만의 것임.
資料：大韓타이어工業協會

自轉車用·運搬車用·二輪車用 타이어 및
Production & Shipments & Stocks of Bicycle ·

(單位：톤)

年度別 year	自轉車用 타이어·튜브 Bicycle Tires & Tubes				運搬車用 타이어·튜브 Handcart Tires & Tubes			
	生産 Production	出荷 Shipments		在庫 Stocks	生産 Production	出荷 Shipments		在庫 Stocks
		內需 Domestic	輸出 Exports			內需 Domestic	輸出 Exports	
1994	8,145	1,423	6,826	575	2,752	2,524	484	171
	2,327	522	2,024	105	313	276	36	33
1995	6,050	1,725	4,440	547	2,938	2,147	465	911
	1,600	604	1,003	177	240	209	17	51
1996. 11	458	53	272	848	255	185	50	817
	120	27	47	204	17	14	—	58
12	375	45	274	814	132	113	17	425
	115	17	54	247	18	19	—	57
1~12計	4,766	1,345	2,898	814	2,930	2,472	688	425
	1,234	514	547	247	205	213	1	57
1997. 1	415	79	271	905	179	278	88	625
	110	31	60	261	17	17	—	57

註：上段은 타이어, 下段은 튜브
위 統計는 (株)興亞, (株)新興만의 것임.
資料：大韓타이어工業協會

튜브 生産 · 出荷 · 在庫現況(數量)
Handcart · Motorcycle Tires & Tubes(Volume)

(unit : 1,000)

二輪車用 타이어 · 튜브 Motorcycle Tires & Tubes				計 Total			
生産 Production	出荷 Shipments		在庫 Stocks	生産 Production	出荷 Shipments		在庫 Stocks
	內需 Domestic	輸出 Exports			內需 Domestic	輸出 Exports	
2,821	1,415	1,459	154	18,162	4,785	14,070	1,143
4,967	3,159	2,078	269	19,074	7,224	13,755	962
3,190	1,488	1,684	176	13,882	4,692	9,576	1,295
5,118	2,733	2,138	404	13,884	6,630	7,246	1,502
230	105	108	352	1,046	226	632	1,791
634	157	337	737	1,301	334	600	1,958
219	100	136	349	921	218	666	1,830
405	170	240	736	1,050	306	535	2,183
2,926	1,264	1,494	349	11,564	3,979	7,049	1,830
6,187	2,297	3,607	736	12,574	5,544	6,472	2,183
229	102	138	337	970	283	668	1,849
551	123	208	957	1,157	329	539	2,472

Remarks : Each upsides are tires, downsides are tubes.

Above figures are only Hung-a, Shin-hung.

Source : Korea Tire Manufacturers Association.

튜브 生産 · 出荷 · 在庫現況(重量)
Handcart · Motorcycle Tires & Tubes(Weight)

(unit : ton)

二輪車用 타이어 · 튜브 Motorcycle Tires & Tubes				計 Total			
生産 Production	出荷 Shipments		在庫 Stocks	生産 Production	出荷 Shipments		在庫 Stocks
	內需 Domestic	輸出 Exports			內需 Domestic	輸出 Exports	
6,143	3,280	2,814	360	17,040	7,227	10,125	1,106
1,868	1,142	718	101	4,507	1,940	2,779	239
7,077	3,512	3,267	388	16,065	7,385	8,172	1,846
1,955	1,023	737	156	3,795	1,836	1,757	384
493	245	200	828	1,206	482	522	2,493
250	60	118	278	386	101	165	540
464	225	251	792	971	384	543	2,031
163	68	83	294	297	104	137	598
6,421	2,965	3,026	792	14,116	6,782	6,612	2,031
2,478	881	1,250	294	3,917	1,609	1,799	598
487	244	258	800	1,078	600	617	2,330
216	46	73	358	343	94	132	677

Remarks : Each upsides are tires, downsides are tubes.

Above figures are only Hung-a, Shin-hung.

Source : Korea Tire Manufacturers Association.

통 계(국내)

自動車用 타이어 主要國別 輸出現況(金額)
Exports of Automobile Tires by Major Countries(Value)

(單位 : 1,000달러)

(unit : FOB U\$ 1,000)

地域 Region	國家 Country	年度 Year	1994	1995	1996			1997 1	前年同期比(%) as % of 1995(1~12月)
					11	12	1~12計		
東 南 亞 Southeast Asia	日 本 Japan		19,370	16,201	1,763	629	16,546	751	△39.6
	필 리 핀 Philippines		4,927	1,484	1,078	1,222	11,088	1,252	-
	홍 콩 Hong Kong		11,296	7,988	3,152	789	16,378	262	△7.1
	싱 가 포 Singapore		4,509	7,450	337	695	7,096	408	△33.1
	其 他 Others		44,358	51,951	5,273	4,093	58,063	3,096	△38.3
	計 S-Total		84,460	85,074	11,603	7,428	109,171	5,769	△19.4
中 東 Middle East	사 우 디 아 라 비 아 Saudi Arabia		65,836	46,261	7,815	4,293	71,514	5,350	5.2
	요 르 단 Jordan		14,133	14,506	1,603	2,315	21,073	2,404	47.2
	시 리 아 Syria		11,468	8,183	2,112	1,299	14,285	276	△62.6
	아 랍 에 미 리 트 U. A. E.		21,194	22,649	3,294	2,488	41,671	1,860	△24.8
	其 他 Others		27,069	57,508	4,126	2,999	51,881	3,222	△25.2
	計 S-Total		139,700	149,107	18,950	13,394	200,424	13,112	△7.9
歐 洲 Europe	프 랑 스 France		28,228	39,946	2,230	2,207	33,290	1,548	△45.0
	이 태 리 Italy		29,153	36,909	3,457	3,883	42,028	2,093	△43.2
	獨逸 Germany		53,155	63,130	3,663	8,425	69,969	2,066	△67.3
	네덜란드 Netherlands		3,930	3,877	555	1,228	6,968	494	△4.6
	벨 기 에 Belgium		8,651	8,684	941	843	9,098	584	4.1
	스웨덴 Sweden		10,238	9,867	69	626	11,165	143	△85.7
	英 國 U. K.		53,275	82,684	6,114	9,085	95,243	3,663	△48.3
	其 他 Others		72,903	85,985	9,331	13,104	124,476	9,548	△16.5
計 S-Total		259,533	331,082	26,360	39,401	392,237	20,139	△39.8	
美 洲 America	캐 나 다 Canada		70,281	61,077	4,957	4,307	59,757	3,971	△33.9
	美 國 U. S. A.		192,668	192,948	12,359	14,449	173,050	8,183	△56.0
	멕 시 코 Mexico		34,595	6,713	1,405	1,400	11,889	845	46.2
	其 他 Others		88,262	121,654	12,596	17,115	165,118	11,777	△13.8
	計 S-Total		385,806	382,392	30,957	37,271	409,814	24,776	△36.2
아 프 리 카 Africa	이 집 트 Egypt		22,586	25,421	1,875	1,299	26,493	1,372	△49.5
	알 제 리 아 Algeria		15,252	-	-	41	85	39	-
	나 이 지 리 아 Nigeria		1,662	3,032	102	766	2,776	39	△71.5
	其 他 Others		60,810	54,428	3,774	7,869	74,335	3,872	△19.8
	計 S-Total		100,310	82,881	5,751	9,975	103,699	5,322	△30.8
大 洋 洲 Oceania	오 스트레일리아 Australia		55,764	54,580	3,371	5,501	55,382	4,313	27.6
	其 他 Others		12,108	13,305	1,564	1,387	15,386	1,071	0.3
	計 S-Total		67,872	67,885	4,935	6,888	70,768	5,384	21.1
합 計 Total			1,037,681	1,098,422	98,557	114,357	1,286,112	74,502	△29.6

註 : 通關基準
資料 : 大韓타이어工業協會

Remarks : Basis on customs clearance.
Source : Korea Tire Manufacturers Association.

自動車 타이어 種類別 輸入現況(數量 및 金額)

Imports of Automobile Tires(Volume & Value)

(單位: 個, 1,000달러)

(unit: each, U\$ 1,000)

年度別 Year	乗用車用 Passenger Car		트럭·버스用 Truck & Bus		産業用 또는 農耕用 Industrial Vehicles or Agricultural Machinery		其他 Others		計 Total	
	數量 Volume	金額 Value	數量 Volume	金額 Value	數量 Volume	金額 Value	數量 Volume	金額 Value	數量 Volume	金額 Value
1994	1,352,318	41,331	60,836	5,457	136,794	3,343	28,621	884	1,578,569	50,975
1995	1,978,238	62,880	75,426	4,760	431,460	5,146	235,005	1,053	2,720,129	73,839
1996. 11	193,944	6,807	12,243	826	38,326	425	231	35	244,744	8,093
	12	111,727	4,134	5,396	513	26,935	365	33,750	108	177,808
1~12計	1,906,911	64,059	102,384	8,469	462,282	6,180	78,527	848	2,550,104	79,556

資料: 關稅廳 貿易統計

Source: Statistical yearbook of foreign trade.

乗用車用 래디알 타이어 國家別 輸入現況(數量 및 金額)

Imports of Passenger Car Radial Tires(Volume & Value)

(單位: 個, 1,000달러)

(unit: each, U\$ 1,000)

年度別 Year	美國 U. S. A.	캐나다 Canada	프랑스 France	獨逸 Germany	이태리 Italy	英國 U. K.	스페인 Spain	日本 Japan	其他 Others	計 Total
1994	286,067	183,416	298,456	108,600	270,741	9,907	52,902	113	139,217	1,349,419
	10,680	5,766	7,693	3,576	6,976	216	1,999	13	4,311	41,230
1995	353,557	110,493	287,966	630,686	129,166	37,525	151,481	9,943	262,308	1,973,125
	13,344	3,800	7,707	20,959	3,768	1,158	3,310	257	8,247	62,550
1996. 11	31,018	12,476	24,457	19,384	27,508	7,741	3,210	5,630	62,136	193,560
	1,303	587	804	696	1,193	224	116	117	1,724	6,764
12	22,588	5,234	11,643	12,628	10,117	1,000	3,778	9,735	34,999	111,722
	1,094	247	427	497	453	139	162	226	889	4,134
1~12計	280,709	92,661	188,441	452,583	180,472	115,631	45,594	130,973	345,856	1,832,920
	12,130	4,358	6,457	15,578	6,655	3,491	1,546	3,154	10,453	63,822

註: 上段은 數量, 下段은 金額
資料: 關稅廳 貿易統計

Remarks: Each upsides are volume, downsides are value.
Source: Statistical yearbook of foreign trade.

트럭·버스용 래디알 타이어 國家別 輸入現況(數量 및 金額)

Imports of Truck & Bus Radial Tires(Volume & Value)

(單位: 個, 1,000달러)

(unit: each, U\$ 1,000)

年度別 Year	美國 U. S. A.	캐나다 Canada	프랑스 France	獨逸 Germany	이태리 Italy	英國 U. K.	스페인 Spain	日本 Japan	其他 Others	計 Total
1994	2,189	4,395	7,355	832	11,586	5,573	7,274	1,731	9,628	50,563
	144	235	1,165	132	375	824	604	226	570	4,275
1995	2,229	—	6,307	21,610	3,748	4,350	7,825	20,730	118	66,917
	168	—	1,010	1,045	136	542	600	529	25	4,055
1996.11	—	—	916	2,772	745	1,975	408	5,008	—	11,824
	—	—	175	133	46	180	78	153	—	765
12	10	—	273	1,264	—	2,112	545	2	20	4,226
	4	—	65	66	—	226	106	1	3	471
1~12計	677	4	13,623	26,589	4,143	19,152	3,331	25,885	44	93,448
	54	1	2,350	1,526	611	2,215	603	861	8	8,229

註: 上段은 數量, 下段은 金額
資料: 關稅廳 貿易統計

Remarks: Each upsides are volume, downsides are value.
Source: Statistical yearbook of foreign trade.

통 계(국내)

自轉車用 타이어 國家別 輸入現況(數量 및 金額)

Imports of Bicycle Tires(Volume & Value)

(單位 : 個, 달러)

(unit : each, U\$)

年度別 Year	中國 P. R. China	프랑스 France	인도네시아 Indonesia	이태리 Italy	日本 Japan	泰國 Thailand	臺灣 Taiwan	美國 U. S. A.	計 Total
1994	—	735	3,315,692	1,167	847	900	5,400	120	3,324,861
	—	14,794	2,201,988	12,874	13,921	8,106	9,107	1,554	2,262,344
1995	8,990	1,153	2,172,146	1,034	1,087	18,020	15,030	142	2,217,602
	33,906	8,438	3,224,342	21,504	14,758	35,768	19,780	3,493	3,361,989
1996. 11	—	—	663,435	—	—	—	—	—	663,435
	—	—	755,743	—	—	—	—	—	755,743
12	—	—	700,400	1,080	—	—	—	—	701,480
	—	—	759,748	8,828	—	—	—	—	768,576
1~12 計	118,300	435	7,193,550	2,691	2,365	13,140	—	—	7,330,481
	216,296	5,133	7,404,693	35,742	36,243	51,394	—	—	7,749,501

註 : 上段은 數量, 下段은 金額
資料 : 關稅廳 貿易統計年報

Remarks : Each upsides are volume, downsides are value.
Source : Statistical yearbook of foreign trade.

自轉車用 튜브 國家別 輸入現況(數量 및 金額)

Imports of Bicycle Tubes(Volume & Value)

(單位 : 個, 달러)

(unit : each, U\$)

年度別 Year	中國 P. R. China	프랑스 France	인도네시아 Indonesia	泰國 Thailand	臺灣 Taiwan	計 Total
1994	—	940	348,600	—	5,400	354,940
	—	9,750	214,830	—	3,628	228,208
1995	25,200	—	1,783,850	17,000	19,500	1,845,550
	30,765	—	1,207,344	11,269	17,754	1,267,132
1996. 11	—	—	—	—	—	—
	—	—	—	—	—	—
12	—	—	—	—	—	—
	—	—	—	—	—	—
1~12 計	14,301	—	6,000	—	—	20,301
	7,410	—	16,621	—	—	24,031

註 : 上段은 數量, 下段은 金額
資料 : 關稅廳 貿易統計年報

Remarks : Each upsides are volume, downsides are value.
Source : Statistical yearbook of foreign trade.

全國自動車登録現況
Automobile Population

(單位:臺)

1997년 1월말 현재(unit: each)

차종명	시·도별	서울	부산	대구	인천	광주	대전	경기	강원	충북	충남	전북	전남	경북	경남	제주	합계	
합계	계	1,270,685	675,133	581,733	505,957	259,908	295,912	1,281,081	334,887	306,465	336,147	369,732	348,654	595,747	869,988	124,338	9,600,378	
	승용차	1,070,280	479,296	430,367	368,299	188,874	223,720	1,346,084	218,528	201,285	226,235	240,889	268,692	368,721	620,033	76,007	6,935,295	
승용차	계	1,636,674	459,985	411,374	353,574	176,580	213,701	1,272,060	200,231	187,403	209,921	224,610	193,343	374,272	588,744	70,156	6,574,051	
	1,000 cc 미만	1,634,550	457,851	409,833	352,743	175,238	212,721	1,267,974	199,744	186,950	208,663	223,688	192,449	373,636	586,750	70,040	6,542,672	
	1,000 cc 이상	22,124	20,485	17,193	5,971	10,602	9,662	12,506	10,386	10,772	11,081	9,004	24,303	36,847	5,514	39,874	5,514	39,874
	1,500 cc 미만	866,723	268,227	245,336	227,656	105,242	135,485	816,028	129,281	122,231	134,495	140,940	121,071	240,334	374,724	46,990	3,975,183	
	1,500 cc 이상	64,868	155,285	134,733	101,938	60,327	63,911	367,093	54,565	51,045	59,142	67,649	56,462	108,148	164,896	16,531	2,101,071	
승용차	계	37,318	6,721	5,911	4,038	2,445	2,237	16,236	2,239	2,294	3,129	2,695	2,374	4,519	6,798	700	99,831	
	1,000 cc 미만	29,547	4,511	3,468	2,393	1,251	996	8,753	1,084	1,095	1,325	1,325	1,918	3,332	3,525	285	63,118	
	1,000 cc 이상	14,174	2,239	1,441	891	1,344	983	4,106	487	503	658	922	804	836	1,954	116	31,479	
	1,500 cc 미만	158	6	7	2	37	2	10	3	10	2	16	4	11	13	3	53	
	1,500 cc 이상	3,899	534	382	205	292	426	1,006	127	92	131	185	198	145	411	13	8,117	
승용차	계	3,125	457	326	205	322	190	923	93	120	146	202	209	184	510	13	7,027	
	1,000 cc 미만	7,035	1,227	729	418	593	358	3,056	294	285	367	532	470	501	1,021	46	15,884	
	1,000 cc 이상	5,919	2,576	2,656	2,241	2,093	1,811	3,504	2,832	2,444	2,241	2,241	2,241	3,760	4,441	969	50,543	
	1,500 cc 미만	2,249	345	322	293	199	113	1,010	173	120	182	281	207	259	361	36	6,150	
	1,500 cc 이상	10	2	3	3	3	1	7	2	2	2	2	2	2	2	2	32	
승용차	계	6,669	2,229	2,381	1,938	1,837	1,277	8,487	2,677	1,990	2,230	2,431	2,234	3,500	3,778	933	44,422	
	1,000 cc 미만	59,657	17,135	16,386	13,492	10,251	6,633	64,449	15,437	11,752	14,298	13,564	12,906	20,488	27,147	4,882	310,519	
	1,000 cc 이상	7,505	1,855	1,879	1,794	1,278	1,031	8,102	1,894	1,360	1,486	1,444	1,553	2,285	2,906	475	36,864	
	1,500 cc 미만	52,092	15,289	14,507	11,738	8,734	7,002	56,588	13,571	10,392	12,812	11,822	11,533	18,201	24,240	4,407	273,650	
	1,500 cc 이상	30	2	1	2	7	1	9	3	2	2	2	2	2	1	1	61	
승용차	계	145,294	50,335	34,626	38,720	15,994	17,919	135,087	25,772	21,520	24,728	24,579	27,286	38,120	56,236	10,318	663,534	
	시외버스	141,031	49,911	34,366	38,436	15,848	17,751	133,969	25,394	21,246	24,368	24,244	26,937	37,674	55,504	10,226	657,025	
	시외버스	8,800	3,411	1,838	9	503	599	1,193	870	704	1,013	1,092	730	1,382	1,694	326	13,617	
	시외버스	1,652	584	492	2,258	1,064	261	4,778	518	501	703	701	680	940	1,132	887	17,161	
	시외버스	129,566	45,916	32,036	36,189	14,281	16,551	122,352	23,102	19,562	21,882	21,821	23,438	30,225	50,268	8,599	599,128	
승용차	계	122,263	43,068	29,935	33,865	12,895	15,428	113,804	21,638	17,710	19,007	19,747	21,257	30,643	45,055	8,125	555,470	
	15인 이하	3,324	1,448	965	950	565	492	3,819	744	678	793	795	904	1,182	1,704	291	18,164	
	15인 이상	1,085	326	268	253	212	194	1,159	303	260	273	322	349	442	538	95	6,170	
	50인 이하	2,611	1,344	839	1,067	598	404	3,706	404	639	736	942	907	1,727	2,729	112	18,865	
	50인 이상	83	30	29	54	11	13	64	13	15	13	15	21	31	62	3	457	
승용차	계	1,263	424	260	294	146	168	1,118	378	274	360	335	349	446	632	92	6,509	
	승용차	240	140	143	147	83	108	702	229	158	225	190	204	249	371	44	3,805	
	승용차	105	41	37	49	9	11	225	60	43	67	66	47	78	122	24	984	
	승용차	25	9	6	3	4	4	6	1	4	3	3	3	4	2	7	73	
	승용차	73	6	3	4	4	5	8	4	4	4	4	3	6	7	1	122	
합계	계	318,890	141,773	115,894	94,994	54,125	53,612	334,501	79,384	76,271	103,708	103,285	109,455	157,014	187,390	37,854	1,967,340	
	택시	214,000	106,249	67,157	66,170	36,997	32,483	58,937	57,424	82,987	67,830	67,830	67,830	82,987	102,851	142,237	1,453,820	
	택시	910	305	196	104	122	107	746	363	299	562	587	393	1,026	1,257	67	6,884	
	1분 이하	161,018	81,034	68,898	49,747	28,111	26,956	184,567	44,639	43,736	64,820	64,820	87,317	123,829	143,980	27,180	1,115,747	
	1분 이상	34,305	12,404	9,795	9,499	4,357	4,071	39,805	6,462	6,059	8,848	7,766	9,292	11,752	15,229	2,538	182,173	
합계	계	6,130	3,690	2,567	1,917	1,544	1,181	9,050	2,888	2,495	2,888	2,737	3,251	3,741	945	50,761		
	15인 이하	3,698	3,104	1,997	1,620	1,038	729	1,784	2,501	3,273	2,772	2,331	3,392	4,958	581	47,899		
	15인 이상	1,541	1,265	1,133	520	591	501	1,880	522	867	468	934	976	632	1,367	95	13,123	
	12인 이하	2,523	2,023	915	1,413	1,009	725	2,557	1,279	954	705	1,454	1,158	1,205	1,998	146	20,404	
	12인 이상	1,375	890	548	1,003	403	602	1,369	976	633	725	1,108	1,351	896	1,170	40	13,102	
합계	계	23,621	11,117	10,107	6,037	3,033	3,187	889	744	940	718	510	676	1,050	1,998	136	91,110	
	15인 이하	248	190	107	65	103	187	889	744	940	718	510	676	1,050	1,998	136	91,110	
	15인 이상	3,224	704	1,105	940	410	293	2,655	848	575	1,001	1,068	1,513	2,118	1,690	224	18,379	
	12인 이하	430	237	232	182	89	123	977	329	306	602	449	454	623	627	168	5,788	
	12인 이상	23	37	16	22	11	13	13	54	5	8	16	7	56	18	33	334	
합계	계	79,118	20,570	21,993	16,701	13,060	14,490	37,537	13,095	12,423	12,426	18,416	12,436	18,455	25,975	8,378	348,063	
	15인 이하	78,608	20,216	21,742	16,561	12,859	14,316	58,474	12,770	12,092	12,622	18,200	11,870	18,001	25,347	8,218	339,736	
	15인 이상	494	327	239	139	182	170	1,025	323	303	562	412	563	656	620	159	6,154	
	1분 이하	21,400	10,044	85,661	66,066	36,878	35,114	247,137	59,574	57,185	82,125	76,093	87,317	123,829	143,980	27,180	1,115,747	
	1분 이상	21,445	14,237	5,283	10,265	3,475	3,283	24,516	5,377	4,598	5,565	5,336	5,918	12,245	1,330	133,816		
합계	계	2,572	555	470	594	217	184	2,213	357	294	334	311	382	537	886	71	9,917	
	1인 이하	178	8	20	17	5	4	11	10	2	5	1	12	12	5	10	544	
	1인 이상	160	67	73	109	16	55	390	182	67	110	108	114	273	190	45	1,959	
	1인 이하	7,992	1,844	1,523	1,283	872	652	7,090	1,379	1,121	1,327	1,447	1,065	1,658	2,203	296	32,042	
	1인 이상	198	139	71	95	8	26	279	66	57	66	138	45	140	21	24	1,843	
합계	계	480	377	369	1,050	156	147	1,271	306	328	516	456	254	448	896	123	7,406	
	1인 이하	134	74	38	194	7	19	248	38	53	74	26	15	85	139	6	1,150	
	1인 이상	15	5	1	21	4	1	38	1	3	11	7	2	11	37	157		
	1인 이하	895	188	120	232	19	29	466	83	84								

통 계(해외)

世界 國家別 乘用車 및
Production of Car

승용차용 타이어(Car Tires) (單位: 1,000個)

國家 年度	美 國	日 本	프 랑 스	獨 . 逸	이 태 리	英 國	인 도 ^②
1994	201,113	95,766	52,200	40,788	27,756	27,190	3,105
1995 I	52,500	26,300	13,400	10,500	7,749	72,200	821
II	52,500	26,300	13,400	10,500	7,911	7,200	818
III	52,500	26,300	13,400	10,500	6,262	7,200	900
IV	52,627	26,171	13,360	10,367	7,229	7,098	901
計	210,127	105,071	53,560	41,867	29,151	28,698	3,440
1996 I							
II							
III							
IV							
計							

註: ① 트럭 타이어에는 버스 및 경상용차 타이어 포함. ② 단체(협회, 조합 등) 통계만을 고려한 것임.
資料: IRSG(International Rubber Study Group)의 Rubber Statistical Bulletin(1997. 2. Vol. 51 No. 5)

世界 國家別 타이어
Tire Production

(單位: 1,000個)

國家 年度	中 國	韓 國	러 시 아	臺 灣	터 키	말레시아 ^①	멕 시 코
1994	73,103	47,105	17,400	11,402	8,674	10,048	12,309
1995 I	17,917	13,266	4,266	2,471	2,570	2,413	2,913
II	23,306	13,048	3,893	3,107	2,797	2,832	2,549
III	21,027	12,855	4,343	3,120	2,873	3,061	2,751
IV	21,229	14,299	4,910	3,482	3,179	2,836	2,796
計	83,479	53,468	17,412	12,180	11,419	11,142	11,009
1996 I	18,436	14,016	4,366	2,978	2,900		
II	23,548	14,788	4,000	3,370	3,084		
III	21,580	13,724					
IV	22,284						
計	85,848						

註: ① 모터사이클 타이어 포함.
資料: IRSG(International Rubber Study Group)의 Rubber Statistical Bulletin(1997. 2. Vol. 51 No. 5)

트럭 타이어 生産現況(數量)

and Truck Tires(Volume)

트럭용 타이어^① (Truck Tires)

(unit : 1,000)

美 國	日 本	印 度 ^②	獨 逸	프 랑 스	英 國	이 태 리	國家 / 年度
42,264	40,812	7,554	4,855	5,500	3,222	2,500	1994
11,300	11,100	2,107	1,500	1,400	800	747	1995 I
11,300	11,100	1,953	1,500	1,400	800	758	II
11,300	11,100	2,300	1,500	1,400	800	671	III
11,127	11,231	2,268	1,565	1,513	949	854	IV
45,027	44,531	8,628	6,065	5,713	3,349	3,030	計
							1996 I
							II
							III
							IV
							計

Remarks : ① Truck tyre data(including bus tyres) refer also to tyres fitted to light commercial vehicles, but not those fitted with car tyres. ② Data relate to the organised sector only.

Source : IRSG(International Rubber Study Group) Rubber Statistical Bulletin(Vol. 51 No. 5, February 1997)

[乘用車用 + 트럭용] 生産現況(數量)

[Car + Truck](Volume)

(unit : 1,000)

폴 란 드	베 네 주 엘 라	루마니아	유 고 슬라비아	불가리아	헝 가 리	國家 / 年度
7,608	4,968	2,794	1,330	551	508	1994
2,255	1,386	687	886	135		1995 I
2,272		700	462	120		II
2,423		788	183	177		III
2,545		844	592	210		IV
9,495		3,019	1,623	642		計
2,739		814	489	120		1996 I
2,900		811				II
		839				III
		826				IV
		3,290				計

Remarks : ① Including motorcycle tyres.

Source : IRSG(International Rubber Study Group) Rubber Statistical Bulletin(Vol. 51 No. 5, February 1997)

통 계(해외)

世界 主要國別
Tire Exports of

(單位 : 1,000個)

國家 年度	프 랑 스			日 本			美 國		
	乘用車用	트럭用	계	乘用車用	트럭用	계	乘用車用	트럭用	계
1994	37,081	4,201	41,282	28,723	8,599	37,322	26,271	5,831	32,102
1995 I	10,830	1,142	11,972	7,436	2,428	9,864	7,038	1,400	8,438
II	10,007	1,037	11,044	8,591	2,902	11,493	6,899	1,603	8,502
III	8,772	971	9,743	8,250	2,559	10,809	6,982	1,496	8,478
IV	9,907	1,105	11,012	7,400	2,541	9,941	7,511	1,663	9,174
計	39,516	4,255	43,771	31,677	10,430	42,107	28,430	6,162	34,592
1996 I									
II									
III									
IV									
計									

註 : ① 과거 동독과의 수출·수입량은 제외.

資料 : IRSG(International Rubber Study Group)의 Rubber Statistical Bulletin(1997. 2. Vol. 51 No. 5)

世界 主要國別
Tire Imports of

(單位 : 1,000個)

國家 年度	美 國			獨 逸 ^①			英 國		
	乘用車用	트럭用	계	乘用車用	트럭用	계	乘用車用	트럭用	계
1994	48,202	10,639	58,841	33,783	3,720	37,503	19,082	2,723	21,805
1995 I	11,390	3,493	14,883	9,516	1,024	10,540	4,990	854	5,844
II	11,370	3,607	14,977	9,179	998	10,177	6,170	780	6,590
III	10,982	2,780	13,762	8,667	971	9,638	5,759	675	6,434
IV	10,319	2,399	12,718	9,778	1,170	10,948	5,199	696	5,895
計	44,061	12,279	56,340	37,140	4,163	41,303	22,118	3,005	25,123
1996 I									
II									
III									
IV									
計									

註 : ① 과거 동독과의 수출·수입량은 제외.

資料 : IRSG(International Rubber Study Group)의 Rubber Statistical Bulletin(1997. 2. Vol. 51 No. 5)

타이어 輸出現況(數量)

Major Countries(Volume)

(unit : 1,000)

獨逸 ^①			英 國			이 태 리			國家 年度
乘用車用	트럭用	계	乘用車用	트럭用	계	乘用車用	트럭用	계	
25,257	3,371	28,628	18,309	3,994	22,303	18,200	1,900	20,100	1994
5,223	716	5,939	5,016	942	5,958				1995 I
6,280	1,034	7,314	4,527	1,499	6,026				II
6,226	1,179	7,405	4,110	716	4,826				III
6,266	1,298	7,564	3,899	992	4,891				IV
23,995	4,227	28,222	17,552	4,149	21,701				計
									1996 I
									II
									III
									IV
									計

Remarks : ① Excluding trade with the former German Democratic Republic.

資料 : IRSG(International Rubber Study Group) Rubber Statistical Bulletin(Vol. 51 No. 5, February 1997)

타이어 輸入現況(數量)

Major Countries(Volume)

(unit : 1,000)

프 랑 스			日 本			이 태 리			國家 年度
乘用車用	트럭用	계	乘用車用	트럭用	계	乘用車用	트럭用	계	
17,473	1,856	19,329	12,100	809	12,909	16,500	2,400	18,900	1994
3,948	452	4,400	3,190	196	3,386				1995 I
5,094	522	5,616	2,953	204	3,157				II
4,200	531	4,731	2,763	176	2,939				III
4,889	557	5,446	2,770	150	2,920				IV
18,131	2,062	20,193	11,676	726	12,402				計
									1996 I
									II
									III
									IV
									計

Remarks : ① Excluding trade with the former German Democratic Republic.

資料 : IRSG(International Rubber Study Group) Rubber Statistical Bulletin(Vol. 51 No. 5, February 1997)

통 계(해외)

世界 主要國의 天然고무 및
Production & Consumption of

生 産 (單位: 1,000톤)

區分 年度別	國 家	天 然 高 무										計
		泰 國	인 도 네시야	말 레 이지아	印 度	中 國	스 리 랑 카	베트남	나 이 지리아	코트디 브와르	필리핀	
1994		1,717.9	1,360.8	1,100.6	464.0	374.0	105.3	121.0	95.0	70.2	58.9	5,750
1995.	1	189.1	116.3	108.8	51.2	35.0	12.1	11.0	8.0	5.0	5.0	560
	2	156.7	105.7	96.8	23.8	36.0	8.8	7.0	7.0	5.0	5.0	480
	3	154.5	105.1	80.3	27.7	35.0	10.9	7.0	7.0	5.6	5.0	450
	4	119.1	108.4	73.1	35.3	35.0	8.7	5.0	7.0	5.0	5.0	430
	5	133.8	110.7	69.9	37.2	36.0	8.8	8.0	7.0	5.0	5.0	440
	6	159.8	129.6	83.3	29.7	35.0	7.1	8.0	8.0	5.5	5.0	490
	7	155.7	132.7	103.6	32.5	35.0	6.3	9.0	8.5	6.5	5.0	520
	8	159.7	123.7	88.6	39.5	36.0	7.5	10.0	7.5	6.5	5.0	500
	9	128.9	125.7	101.8	48.2	35.0	8.5	9.0	8.5	6.9	5.0	500
	10	138.5	126.9	95.1	53.0	35.0	8.6	10.0	8.5	6.0	5.0	510
	11	141.9	135.6	81.9	58.8	36.0	8.1	11.0	7.5	6.0	5.0	510
	12	146.7	146.4	106.1	62.7	35.0	10.3	8.0	8.5	5.0	4.8	560
	計	1,784.4	1,466.8	1,089.3	499.6	424.0	105.7	103.0	93.0	68.0	59.8	5,960
1996.	1	181.3	128.5	124.5	56.0	36.0	9.7	10.0	8.0	7.0	5.0	590
	2	166.4	135.0	86.0	25.1	36.0	10.0	8.0	7.5	6.0	5.0	510
	3	153.4	123.2	80.2	28.9	36.0	9.5	8.0	7.0	7.0	5.0	480
	4	119.9	134.3	61.6	38.3	36.0	9.4	6.0	7.0	6.0	5.0	450
	5	118.6	133.6	71.8	44.9	36.0	10.0	9.0	6.5	6.0	5.0	460
	6	128.2	120.4	84.3	36.1	36.0	9.0	9.0	8.0	6.0	5.0	460
	7	157.9	134.8	97.2	35.8	36.0	8.3	9.0	8.5	7.0	5.0	530
	8	195.3	142.7	93.2	40.6	36.0	9.0	10.0	7.5	7.0	5.0	570
	9	183.0	136.9	97.8	51.4	36.0	9.0	9.0	8.5	7.0	5.0	560
	10	179.9	137.0	96.3	50.0	36.0	9.0	10.0	8.5	7.0	5.0	560
	11	179.5										
	12											
	計											

使 用 (單位: 1,000톤)

區分 年度別	美 國 ^①			日 本			中 國			韓 國			
	天然	合成	計	天然	合成	計	天然	合成	計	天然	合成	計	
1994	1,001.7	2,117.6	3,119.3	639.8	1,026.2	1,666.0	780.0	680.0	1,460.0	290.0	320.0	610.0	
1995.	1	70.5	188.6	259.1	52.3	78.5	130.8	60.0	60.0	120.0	25.0	30.0	55.0
	2	75.8	182.2	258.0	56.5	84.6	141.1	60.0	60.0	120.0	26.0	30.0	56.0
	3	98.4	194.3	292.7	62.3	93.4	155.7	60.0	60.0	120.0	25.0	30.0	55.0
	4	90.3	179.1	269.4	60.7	88.9	149.6	60.0	60.0	120.0	26.0	31.0	57.0
	5	92.2	212.7	304.9	54.8	80.3	135.1	60.0	65.0	125.0	25.0	31.0	56.0
	6	93.3	188.7	282.0	60.8	89.1	149.9	60.0	65.0	125.0	26.0	31.0	57.0
	7	85.0	160.0	245.0	60.2	91.3	151.5	60.0	65.0	125.0	26.0	31.0	57.0
	8	82.7	190.7	273.4	49.2	74.7	123.9	60.0	65.0	125.0	25.0	32.0	57.0
	9	83.1	182.4	265.5	59.6	90.6	150.2	60.0	65.0	125.0	26.0	32.0	58.0
	10	89.9	178.1	268.0	59.7	106.6	166.3	60.0	65.0	125.0	26.0	33.0	59.0
	11	81.4	169.7	251.1	60.0	107.3	167.3	60.0	65.0	125.0	25.0	34.0	59.0
	12	61.3	145.5	206.8	55.9	99.7	155.6	60.0	65.0	125.0	26.0	35.0	61.0
	計	1,003.9	2,172.0	3,175.9	692.0	1,085.0	1,777.0	720.0	760.0	1,480.0	307.0	380.0	687.0
1996.	1	102.5	188.0	290.5	55.4	79.3	134.7	65.0	70.0	135.0	26.0	31.0	57.0
	2	85.8	173.7	259.5	59.9	85.7	145.6	65.0	75.0	140.0	25.0	31.0	56.0
	3	81.2	186.9	268.1	64.0	91.7	155.7	65.0	70.0	135.0	26.0	31.0	57.0
	4	87.9	176.8	264.7	61.6	90.1	151.7	75.0	70.0	145.0	26.0	32.0	58.0
	5	65.6	184.9	250.5	56.5	82.8	139.3	75.0	75.0	150.0	25.0	32.0	57.0
	6	76.7	178.5	255.2	60.9	89.0	149.9	75.0	70.0	145.0	26.0	32.0	58.0
	7	81.9	177.0	258.9	62.1	98.0	160.1	85.0	70.0	155.0	26.0	32.0	58.0
	8	88.1	197.3	285.4	50.0	78.9	128.9	85.0	75.0	160.0	25.0	32.0	57.0
	9	83.3	182.9	266.2	60.8	96.2	157.0	85.0	70.0	155.0	26.0	33.0	59.0
	10	108.4	201.0	309.4	65.0	95.0	160.0	85.0	70.0	155.0	26.0	33.0	59.0
	11	72.1	177.8	249.9									
	12												
	計												

註: ① 모든 데이터는 미국고무협회(R.M.A)에서 나온 것임.

資料: IRSG(International Rubber Study Group)의 Rubber Statistical Bulletin(1997. 2. Vol. 51 No. 5)

合成고무 生産 및 使用現況(重量)
Natural & Synthetic Rubber(Weight)

(unit : 1,000tons)

합 고 무											區分 國家
美 國	日 本	러시아	프랑스	中 國	獨 逸	韓 國	이태리	英 國	브라질	世界 (計)	
2,390.0	1,349.0	630.0	595.1	493.6	621.6	339.7	305.0	290.7	273.9	8,870	1994
220.0	135.2	65.0	54.6	42.5	40.7	33.6	27.0	30.1	24.0	820	1995. 1
200.0	122.0	70.0	51.4	41.4	42.6	28.2	27.0	28.7	23.0	760	2
210.0	116.4	70.6	60.4	46.2	46.5	34.8	27.0	32.7	24.0	810	3
210.0	131.6	65.0	52.9	41.0	45.0	32.2	27.0	27.5	24.0	810	4
240.0	141.4	70.0	60.9	44.2	44.2	22.0	28.0	29.9	23.0	850	5
220.0	112.8	70.0	53.0	45.2	45.6	30.9	28.0	30.5	24.0	800	6
210.0	136.3	70.0	50.5	43.9	39.3	30.0	28.0	30.6	24.0	790	7
230.0	134.5	70.0	46.5	36.0	35.7	30.0	14.0	21.6	24.0	780	8
210.0	107.6	70.0	51.4	32.9	37.2	30.0	27.0	20.2	24.0	740	9
200.0	110.6	70.0	49.8	36.1	38.6	34.0	27.0	25.1	24.0	760	10
200.0	123.4	70.0	47.8	41.6	37.0	33.8	27.0	23.3	24.0	770	11
190.0	125.8	69.4	38.9	41.6	35.1	32.0	23.0	19.6	24.3	740	12
2,540.0	1,497.6	830.0	618.1	492.6	487.5	371.5	310.0	319.8	286.3	9,430	計
210.0	133.5	70.0	52.6	44.9	47.3	34.0	26.0	25.5	24.0	800	1996. 1
190.0	119.7	75.0	47.1	47.2	49.9	34.0	26.0	30.0	24.0	780	2
230.0	115.3	70.0	53.5	50.7	48.6	34.0	26.0	31.0	24.0	820	3
220.0	134.9	69.5	48.4	48.5	49.2	35.0	26.0	29.4	24.0	830	4
200.0	129.2	62.6	50.7	48.8	45.0	30.0	26.0	27.3	24.0	780	5
220.0	117.1	70.0	47.2	38.5	49.3	34.0	26.0	29.1	24.0	790	6
210.0	133.7	70.0	42.0	47.3	46.9	34.0	26.0	25.0	24.0	800	7
210.0	125.4	70.0	42.7	42.9	44.4	34.0	26.0	22.5	24.0	780	8
210.0	120.6	70.0	49.1	43.0	53.0	34.0	26.0	28.3	24.0	800	9
220.0	120.0	70.0	52.4	44.9	55.2	34.0	26.0	29.9	24.0	810	10
220.0				47.6	42.9			26.7	24.0		11
				49.0				23.6			12
				553.3				328.3			計

(unit : 1,000tons)

獨 逸		프 랑 스			러 시 아			英 國			世界(計)			年 度 別	
天然	合成	計	天然	合成	計	天然	合成	計	天然	合成	計	天然	合成		計
186.4	512.2	698.6	179.8	400.1	579.9	12.0	422.4	434.4	135.0	217.0	352.0	5,710	8,840	14,500	1994
17.0	36.0	53.0	13.9	36.9	50.8	1.0	35.0	36.0	11.0	23.0	34.0	470	760	1,230	1995. 1
18.0	37.0	55.0	15.9	33.8	49.7	1.0	35.0	36.0	11.0	23.0	34.0	480	760	1,240	2
21.0	44.0	65.0	18.3	49.3	67.6	1.0	33.2	34.2	11.0	23.0	34.0	520	810	1,330	3
16.0	37.0	53.0	15.2	39.1	54.3	1.0	35.0	36.0	10.0	18.0	28.0	500	770	1,270	4
17.0	38.0	55.0	13.6	39.6	53.2	1.0	35.0	36.0	10.0	18.0	28.0	490	800	1,290	5
17.0	40.0	57.0	14.7	39.0	53.6	1.0	35.0	36.0	10.0	18.0	28.0	500	790	1,290	6
16.0	30.0	46.0	14.9	36.2	51.1	1.0	35.0	36.0	9.0	20.0	29.0	490	720	1,210	7
17.0	31.0	48.0	13.3	29.5	42.8	1.0	35.0	36.0	10.0	20.0	30.0	470	710	1,180	8
18.0	34.0	52.0	13.9	36.2	50.1	1.0	35.0	36.0	10.0	20.0	30.0	500	780	1,280	9
19.0	36.0	55.0	16.2	31.9	48.1	1.0	35.0	36.0	10.0	16.0	26.0	520	780	1,300	10
20.0	38.0	58.0	14.2	33.4	47.6	1.0	40.0	41.0	10.0	17.0	27.0	510	780	1,290	11
11.0	20.0	31.0	15.0	15.1	30.1	2.0	35.8	37.8	10.0	17.0	27.0	470	710	1,180	12
207.0	421.0	628.0	179.0	420.0	599.0	13.0	424.0	437.0	122.0	233.0	355.0	5,920	9,180	15,100	計
16.0	44.0	60.0	16.6	39.3	55.9	1.5	35.0	36.5	11.0	24.0	35.0	520	770	1,290	1996. 1
16.0	44.0	60.0	22.6	37.0	59.6	1.0	40.0	41.0	11.0	24.0	35.0	510	790	1,300	2
18.0	50.0	68.0	14.8	44.9	59.7	1.5	35.0	36.5	11.0	24.0	35.0	510	820	1,330	3
18.0	47.0	65.0	13.2	38.3	51.5	2.0	35.0	37.0	9.0	22.0	31.0	520	790	1,310	4
17.0	42.0	59.0	16.1	36.1	52.2	2.5	40.0	42.5	9.0	22.0	31.0	500	800	1,300	5
16.0	40.0	56.0	12.1	37.6	49.7	2.0	35.0	37.0	9.0	22.0	31.0	510	780	1,290	6
15.0	40.0	55.0	16.4	27.6	44.0	4.0	35.0	39.0	10.0	23.0	33.0	530	770	1,300	7
14.0	37.0	51.0	10.3	28.5	38.8	3.0	40.0	43.0	10.0	23.0	33.0	510	760	1,270	8
15.0	41.0	56.0	16.1	38.4	54.5	4.0	35.0	39.0	10.0	23.0	33.0	530	800	1,330	9
15.0	50.0	65.0	14.7	37.1	51.8	2.0	35.0	37.0	10.0	23.0	33.0	560	820	1,380	10
															11
															12
															計

Remarks : ① All data from Rubber Manufacturers Association(R.M.A.)

Source : IRSG(International Rubber Study Group) Rubber Statistical Bulletin(Vol. 51. No. 5, February 1997)