

전체조감도

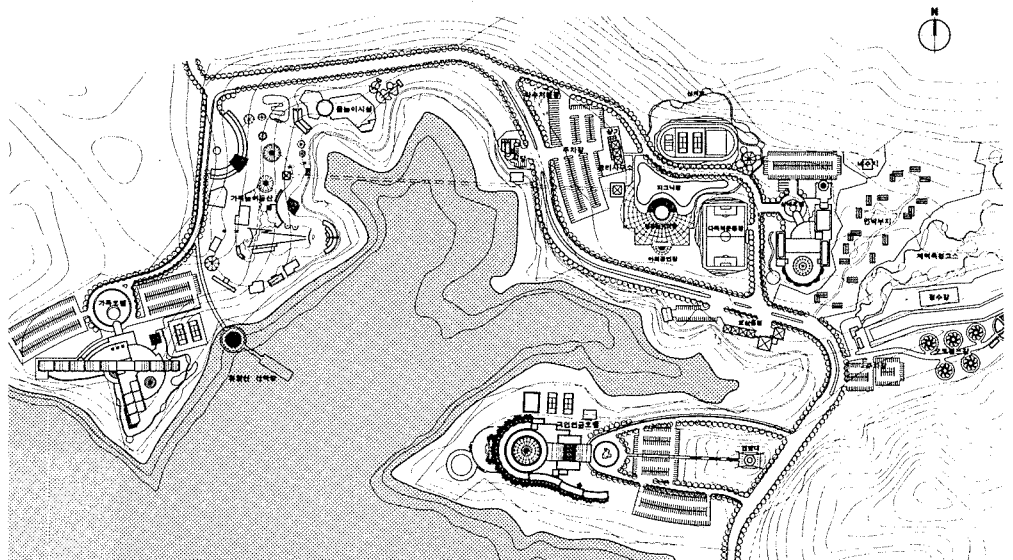
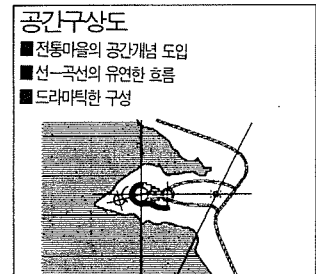
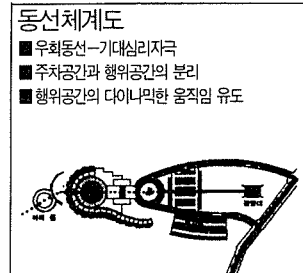
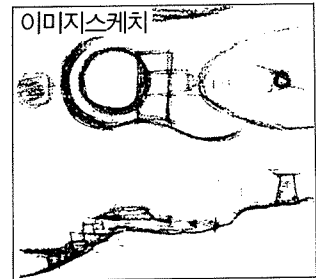
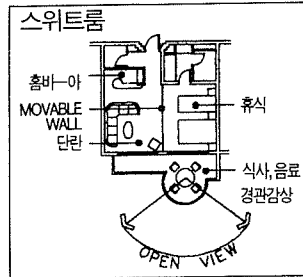
우수작

동인·우양건축
(윤태웅+강기효+강형석)

대지면적 / 270,844㎡
 건축면적 / 14,525㎡
 연면적 / 61,371㎡
 -국민연금호텔 : 16,711㎡
 -실버호텔 : 10,731㎡
 -가족호텔 : 30,433㎡

건폐율 / 6.4%
 용적률 / 19.5%
 계획담당 / 박규남, 임대수

■ 국민연금호텔



배치도

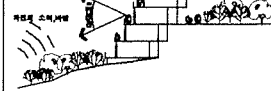


국민연금호텔 조감도

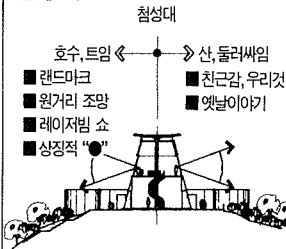
■ 건축어휘

유기적건축

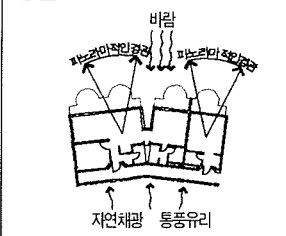
- 열림, 확장 ← → 포용, 이능함
- 미드미컬한 경관연출 ■ HUMAN SCALE
- 자연지형에의 순응 ■ 조용함
- 흐름 : 인생, 세월, 자연 ■ 쉬운접근



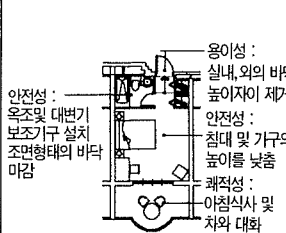
전망대



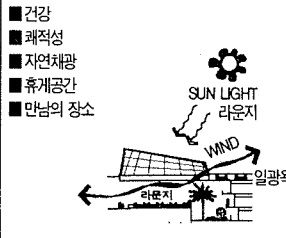
경관



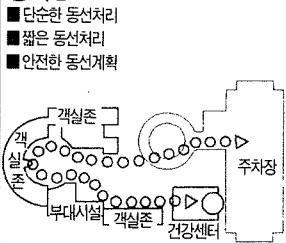
안전성



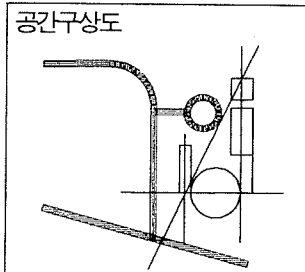
쾌적성



용이성



■ 실버호텔



실버호텔 조감도