

한국석유산업 30년


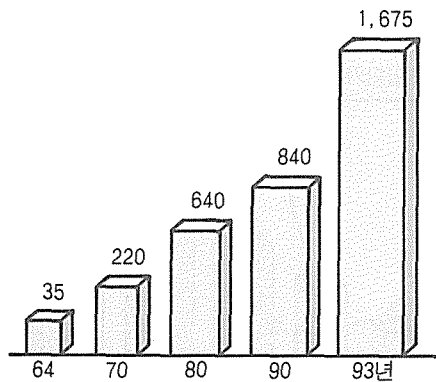
국내석유산업이
30년을 맞았다.
지난 1964년 4월 1일
유공 울산공장 (3만5천B/D)의 가동으로
시작된 우리나라의
석유산업은 그동안 양적, 질적으로
 괄목할 성장을 보였다.
국내석유산업의
성장을 도표로 알아본다.
(편집자 함)

〈석유지표 총괄표〉

| | 1964 | 1970 | 1980 | 1990 | 1993 |
|------------------|-------|--------|---------|---------|-----------|
| 정제시설 (천BPSD) | 35 | 220 | 640 | 840 | 1,675 |
| 원유도입량 (천배럴) | 5,835 | 69,190 | 182,861 | 308,368 | 560,563 |
| 원유도입단가 (\$/B) | 1.62 | 1.39 | 29.70 | 19.99 | 15.81 |
| 총수입액대 원유수입대금 (%) | 3.2 | 6.0 | 25.2 | 9.2 | 11.1 |
| 하루석유소비량 (천배럴) | 20 | 172 | 498 | 976 | 1,546 |
| 석유의존도 (%) | 9.5 | 47.2 | 61.1 | 53.8 | 62.1 |
| 에너지수입의존도 (%) | 10.5 | 47.5 | 73.5 | 87.9 | 94.6 |
| 휘발유가격 (원/ℓ) (연초) | 23.65 | 28.03 | 370 | 373 | 620 (94년) |
| 주유소수 (연말) | NA | 1,281 | 1,456 | 3,315 | 5,927 |

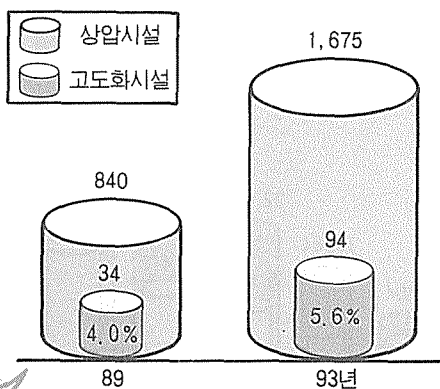
정제시설

(천BPSD)



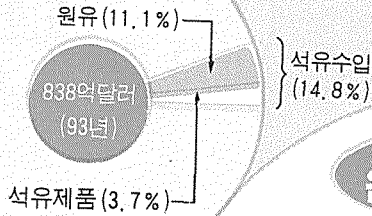
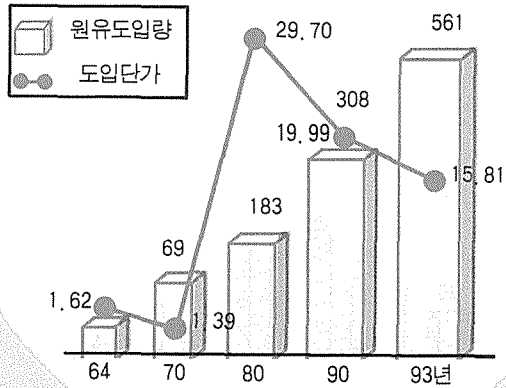
시설고도화

(천BPSD)



원유도입량 및 단가

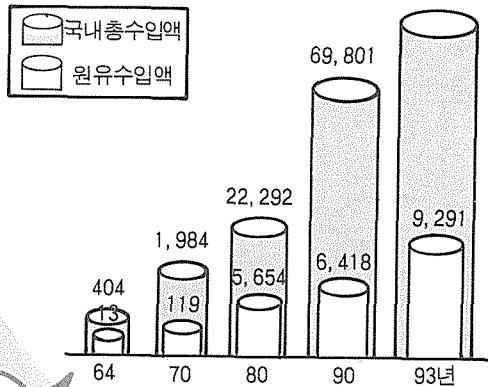
(백만배럴, \$/B)



총수입금액


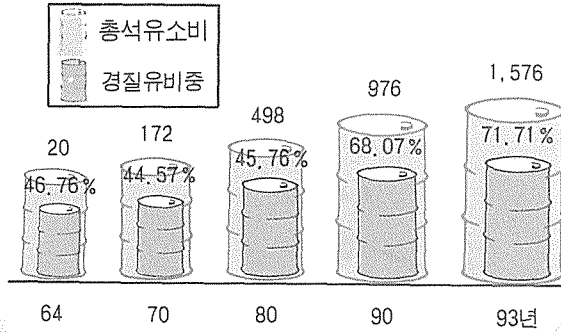
총수입액대 원유수입 대금 비중

(백만달러)




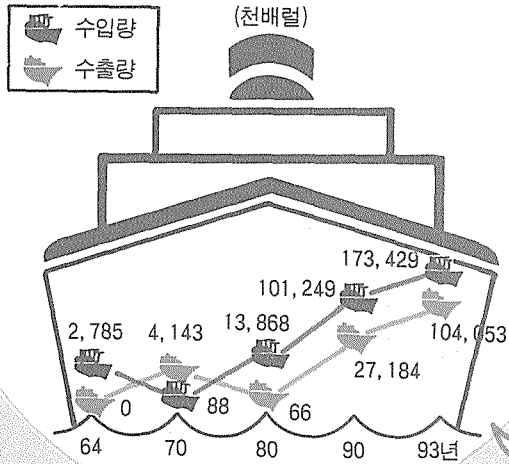
하루석유소비량

(천배럴)




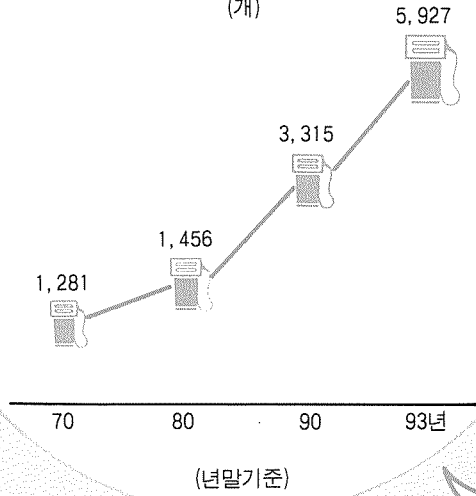
석유수출입

(천배럴)



주유소 변동추이


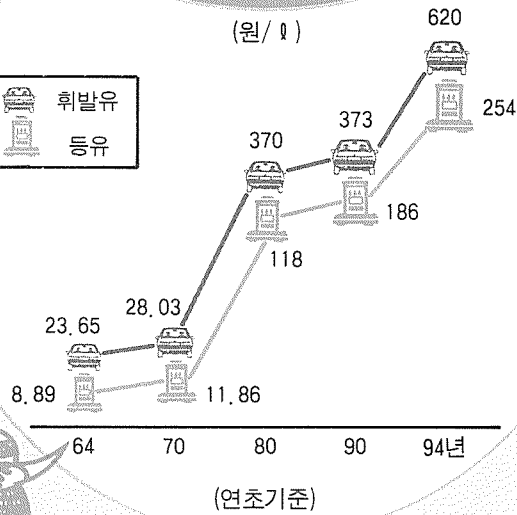
(개)



소비자제품가격


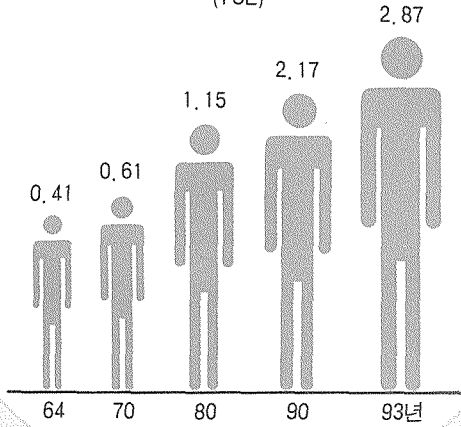
(원/ℓ)

휘발유
 등유



1인당 에너지소비량

(TOE)



에너지수입의존도

(%)

