

# Refining complete denture occlusion : Selective grinding of anatomic posterior teeth

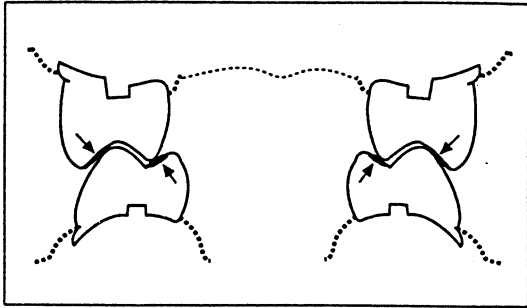
Oskar sykora, CDT, DDS, PhD

## 1. Introduction

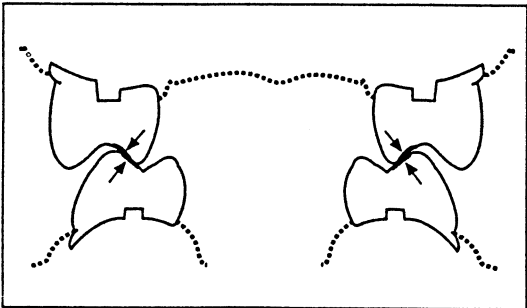
가	가	가	가
Schuler	Discussion	가	가
1935	1. Decast가 deflask index mounting	2. decast	inter-occlusal record
1. stress	가	decasting	interocclusal
2.	record	가	
3. Eccentric occlusal stress guiding incline			
4. guiding-tooth			
5.	Procedures		
6. 가			
7. "Enter bolus-exist balance" chewing			가
cycle			
gringing			
centric position( )	1. ( 1)		
eccentric position( )	:		
	:		
	2. ( 2)		

가

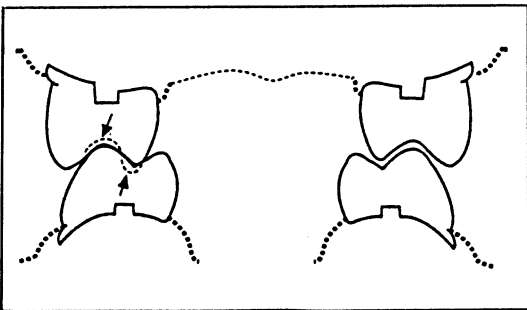
( 3, 4)



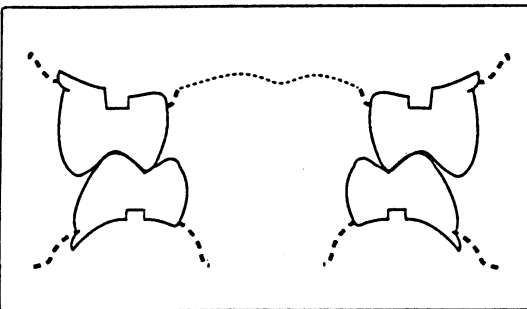
1.



2.



3.



4.

1.

2.

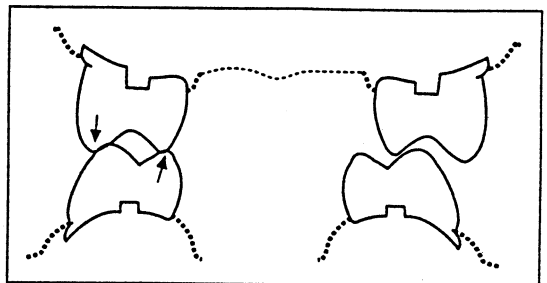
3.

1.

1.

1.

:



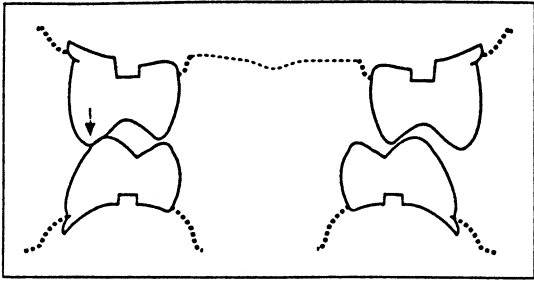
5.

: BULL  
workingcusp  
( 5)

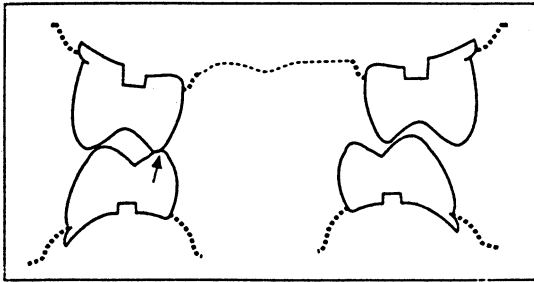
( 6)

( 7)

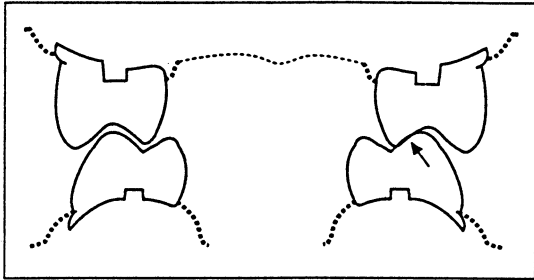
( 8, 9)



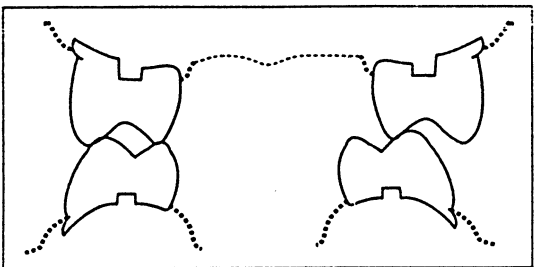
6.



7.



8.



9.

Helpful hints

1. Base
  - 가 record
2.
  - 가
  - edge
  - stone chipping
  - 가
3.
  - stone
4.
  - crack
  - centric stop
5. Carborundum
6. Lateral freedom
  - 가
7.
  - ( )
8.
  - articulating paper mark
  - mark clear area
  - marking
  - 가 mark mark
  - light color
  - dark
9.
  - centric stop
10.
  - acrylic resin base
  - mounting
  - mount