

In fact, addition of equimolar triethylamine to the mixture maintained proper condition of free dialkylamine, thereby affording high yields of dialkylmethylamine. It should be noted that under the present condition quarternary ammonium salt could not be detected.

Following is the representative procedure: To a solution of dibenzylamine (0.20g, 1.01 mmol) and triethylamine (0.14 ml, 1.01 mmol) in 1 ml CH_2Cl_2 at 0°C , triflic acid (0.09 ml, 1.01 mmol) was added followed by excess alcohol-free diazomethane in ether. After stirring at 0°C for 0.5 hr. 30 ml of aqueous sat. sodium bicarbonate was added. After extractive work-up and chromatography, 0.20g (93%) of dibenzylmethylamine was obtained.

As shown in Table I, the yields are often high except for the case of diphenylamine which itself is a very weak nucleophile. Unfortunately, neither tosylate **1** nor the corresponding triflate **2**³ resisted methylation under present condition. Here, the compounding problem is the poor solubility of ammonium salts **1** and **2** in common organic solvents.

Some further comments on the mechanism of the reaction are warranted. Diazomethane did react with triflic acid in ether to give methyl triflate as judged by NMR (δ 4.15) and GC.⁴ Indeed independently prepared methyl triflate⁵ (1.1 equiv) reacted with dibenzylamine in CH_2Cl_2 (0°C , 0.5 hr.) to give 75% yield of dibenzylmethylamine. But in the presence of 1 equiv of triethylamine, methyl triflate could not be detected under otherwise identical condition, which would render credence to our original proposition. However it is also recognized that the

above experiments completely rule out the formation and reaction of methyl triflate. In conclusion, irrespective of its actual mechanism, the present method would be a mild alternative for methylation of secondary amines, though not general.^{6,7}

References

- (1) E.C. Taylor and W.M.L. Davis, *J. Org. Chem.*, **49**, 4415 (1984).
- (2) For reviews of triflic acid derivatives, R.D. Howell and Y.D. McCown, *Chem. Rev.*, **77**, 69 (1977); P.J. Stang and M.R. White, *Aldrichim. Acta*, **16**, 15 (1983).
- (3) Prepared by an analogous preparation for tosylate **1** (ref. 1) using 1 equiv each of H_2O and triflic acid in ether (mp $82-86^\circ\text{C}$) IR (thin film) 1820 cm^{-1} .
- (4) D.S. Wulfman, G. Linstrumelle and C.F. Cooper in "The Chemistry of Diazonium and Diazo groups", S. Patai ed., Part II, Wiley, p. 821-976 (1978).
- (5) C.D. Beard, K. Baum and V. Grakauskas, *J. Org. Chem.*, **38**, 3673 (1973).
- (6) For a carbene approach, see ref. 4, W. Kirmse, *Carbene Chemistry*, Academic Press, New York, 1971 and T. Saegusa, Y. Ito, S. Kobayashi, K. Hirota and T. Shimzu, *Tetrahedron Lett.*, 6131 (1966).
- (7) (a) H. Biltz and H. Pacetzold, *Chem. Ber.*, **55**, 1066 (1922); (b) E. Müller, H. Huber-Ermden and W. Rundel, *Justus Liebigs Am. Chem.*, **623**, 34 (1959).

A Rapid Synthesis of Met-Enkephalin Derivative by p-Nitrobenzophenone Oxime Resin

Yoon-Sik Lee¹ and Wan-Su You

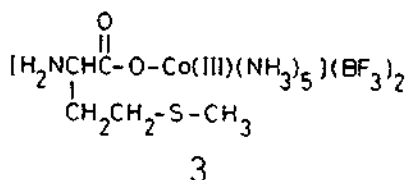
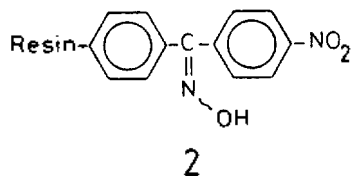
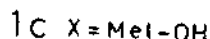
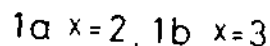
Department of Chemical Technology, Seoul National University, Seoul 151, Korea (Received July 23, 1985)

Fragment condensation approach is ideal strategy in solid-phase peptide synthesis when a large peptide molecule has to be constructed on a solid support.¹ Such an approach gives an opportunity for the purification and characterization of peptide intermediates and can minimize the problems of purification after removing final peptides from the polymer supports. To make this strategy useful, a convenient method for preparing protected peptide acids must be generalized. Several methods have been reported to obtain protected peptide acid from resin supports, such as photolysis,² hydrogenolysis,³ and nucleophilic cleavage.⁴ All of these methods depend upon the property of functional groups on the resin supports, and have some disadvantages.

Recently, p-nitrobenzophenone oxime resin (**2**) has been proved as a good polymer support for the synthesis of peptide fragments.⁵ Fully protected peptides are usually recovered from **2** by nucleophilic displacement with amino acid esters,⁶ or 1-hydroxypiperidine.⁷ But there are few choices to obtain free

acid from fully protected peptide fragment. Hydrolytic cleavage of peptide alkyl ester without any side reactions is difficult procedure.⁸ Reductive cleavage of 1-piperidyl ester with zinc in acetic acid⁷ may be useful, but it is difficult to obtain 1-piperidyl ester in pure form from **2**.

In this communication, we now report an improved and efficient way for the synthesis of protected peptide acid which has the sequence of Met-Enkephalin (**1c**) from **2**. The oxime resin (**2**) which had been derived⁵ from polystyrene-1%-divinylbenzene co-polymer was coupled with Boc-L-Phe by DCC. After blocking unreacted oxime group by acetylation, Boc group was removed from the resin by 25% TFA/ CH_2Cl_2 for 30 minutes. Then, Boc-Gly (twice) and Z-L-Tyr (OBzl) were coupled to the resin successively by the usual procedure of solid-phase peptide synthetic method.⁶ Each amino acid derivatives was introduced as symmetric anhydride form, and each coupling steps proceeded nearly 100% within 2 hours as determined by ninhydrin color test.⁹ The resulting fully pro-



ected peptide resin (1a) was reacted with L-Met-Co (III) complex (3)¹⁰ in the presence of acetic acid as catalyst. After 19 hours, IR spectrum of the resin showed the disappearance of the oxime ester peak at 1775 cm^{-1} , which indicates the cleavage of the peptide from the resin and the formation of 1b. The pentapeptide-Co (III) complex (1b) was recovered as pink solids after filtration and evaporation of the solvent in vacuo (70% yield based on Boc-L-Phe-oxime resin). The unreacted 3 was easily removed from the reaction mixture by washing with methanol.

As previously reported, Co (III) group was selectively removed from 1b by briefly treating with sodium borohydride.¹⁰ Gel filtration and crystallization of the crude product in methanol afforded 1c in white crystals.¹¹ One of the advantages of this reaction scheme is that both conditions employed for the recovery of the peptide from the resin and for the removal of Co (III) complex are very mild and there is no danger of racemization during these steps.^{6,10} Furthermore, simple purification without any complicate chromatographic work has

ensured high yield.

Acknowledgement. This work was supported by the Korean Science and Engineering Foundation.

References

- (1) H. Yajima, Y. Kiso, Y. Okada, and H. Watanabe, *J.C.S. Chem. Commun.*, 106 (1974).
- (2) (a) E. Giralt, F. Albericio, E. Pedroso, C. Granier, and J. Van Rietschoten, *Tetrahedron*, **38**, 1193 (1982); (b) D.H. Rich and S.K. Gurwara, *J. Am. Chem. Soc.*, **97**, 1575 (1975).
- (3) F.S. Tjoeng and R.S. Hodges, *Tetrahedron Lett.*, 1273 (1979).
- (4) (a) J.P. Tam, F.S. Tjoeng, and R.B. Merrifield, *J. Am. Chem. Soc.*, **102**, 6117 (1980); (b) J.P. Tam, W.F. Cunningham-Rundles, B.W. Erickson and R.B. Merrifield, *Tetrahedron Lett.*, 4001 (1977).
- (5) W.F. Degrado and E.T. Kaiser, *J. Org. Chem.*, **47**, 3258 (1982).
- (6) W.F. Degrado and E.T. Kaiser, *J. Org. Chem.*, **45**, 1295 (1980).
- (7) S.H. Nakagawa and E.T. Kaiser, *J. Org. Chem.*, **48**, 678 (1983).
- (8) J.J. Galpin, P.M. Hardy, G.W. Kenner, J.R. McDermott, R. Ramage, J.H. Seely and R.S. Tyson, *Tetrahedron*, **35**, 2577 (1979).
- (9) E. Kaiser, R.L. Colescott, C.D. Bossinger and P.I. Cook, *Anal. Biochem.*, **34**, 595 (1970).
- (10) S.S. Isied, A. Vassiliam and J.M. Lyon, *J. Am. Chem. Soc.*, **104**, 3910 (1982).
- (11) Yield, 50% from Boc-Phe-oxime resin; M.P. 178–180°C; TLC, R_f 0.75 (silica gel; n-butanol-acetic acid- H_2O , 40:4:12); Amino acid anal., Gly 2.19, Tyr 0.78, Phe 1.10 (Met could not be detected because of oxidation during hydrolysis); $^1\text{H NMR}$ ($\text{DMSO}-d_6$) δ : 2.04 (3H, s, S- CH_3), 2.40–4.90 (19H, m, 5 methines and 6 methylenes), 5.08 and 5.20 (4H, s, 2-O CH_2Ph), 6.90–7.80 (21H, m, 4 aromatics and 2 amides), 7.80–8.90 (3H, m, 3 amides).

Unusually Stable Thiolsulfinate: *o*-Hydroxyphenyl-*o*-hydroxybenzene-thiolsulfinate

Hae Sung Chang, Gyu Hwan Yon, and Yong Hae Kim†

Department Chemistry, Korea Advanced Institute of Science and Technology P.O. Box 150 Chong-yang, Seoul 131, Korea (Received July 31, 1985)

Considerable interest has focused on thiolsulfates, 2¹ which are unstable, but an important precursor of unstable intermediate, α -disulfoxides, 3² thiolsulfonates, 4^{1b,3} being well used for the synthetic utility for organosulfur compounds. Although thiolsulfates are known to be unstable, only a few exceptionally stable thiolsulfates such as *trans*- and *cis*-1,2-dithiane-4,5-dioldiacetate⁴ and 2,4,6-triisopropylphenyl-2,4,6-triisopropylbenzene thiolsulfinate⁵ have been

reported without any detailed evidence or suitable explanation for their stability. During the course of our studies on the oxidations of disulfide reated compounds we have found that *o*-hydroxyphenyl-*o*-hydroxybenzene disulfide⁶ was readily mono-oxidized with equimolar amount of *m*-chloroperbenzoic acid at -45°C to give the corresponding unusually stable thiolsulfinate which showed no change after more than two years at room temperature.⁷