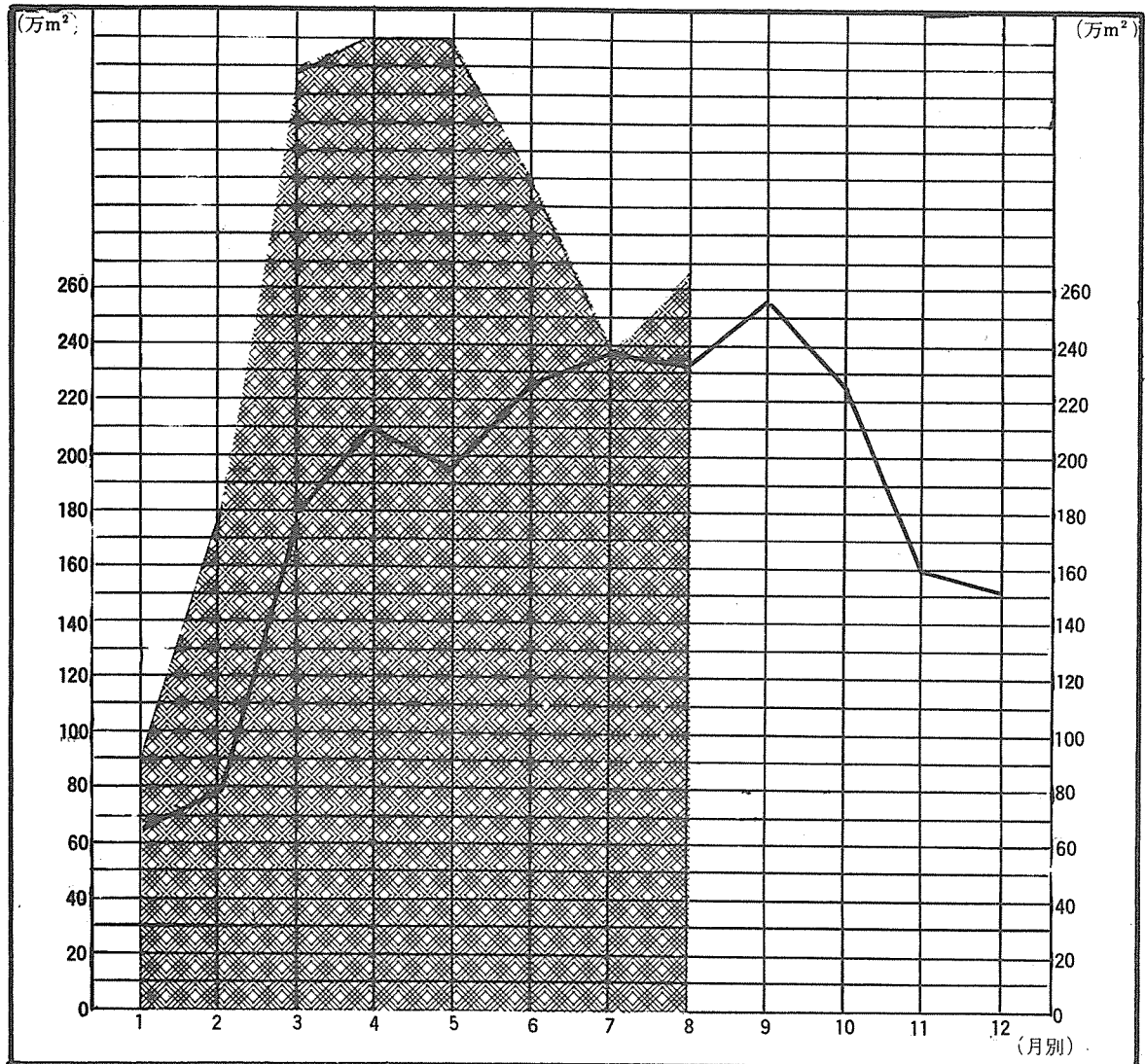


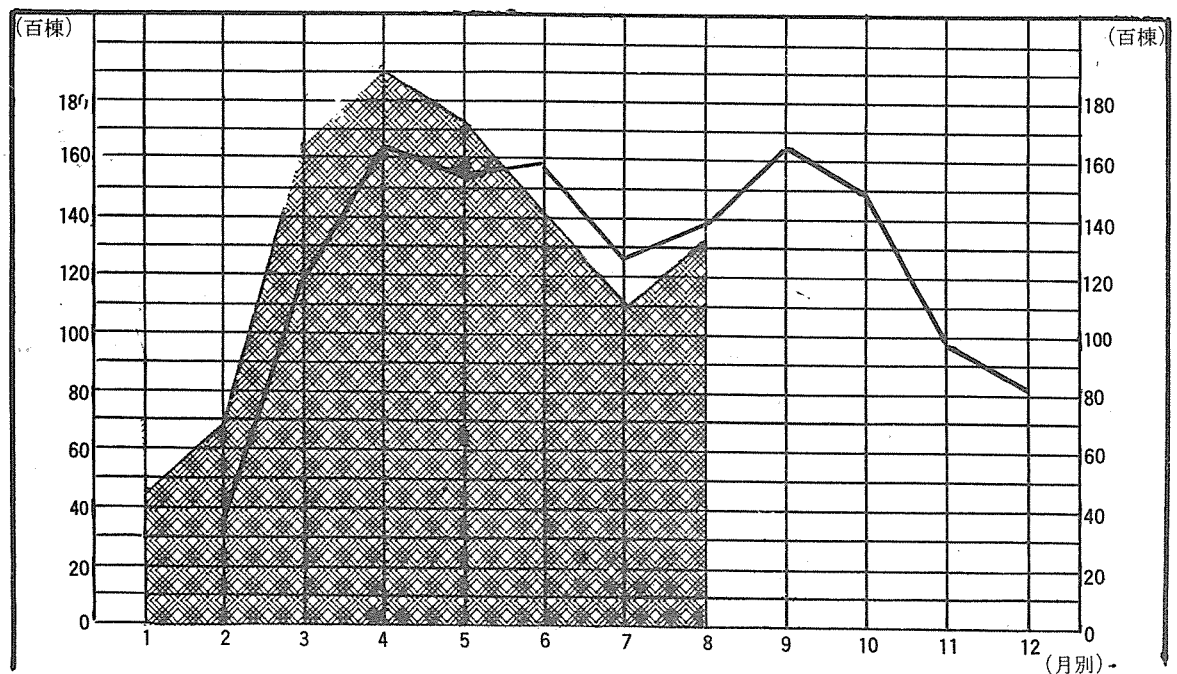
全国建築許可統計

建築許可統計

月別建築許可(延面積)統計








月別建築許可(棟数)統計



1978 
 1977 







構造別 許可統計

棟数(千棟) (延面積: 千m²)

10	9	8	7	6	5	4	3	2	1	100	200	300	400	500	600	700	800	900	1,000	
																				
										鉄筋 鉄骨										
										組積										
										木造										
										기타										













用途別 許可統計

棟数(千棟) (延面積: 千m²)

10	9	8	7	6	5	4	3	2	1	100	200	300	400	500	600	700	800	900	1,000	
																				
										住居										
										商業										
										工業										
										文教 社会										
										기타										





市道別 許可統計

棟数(千棟) (延面積: 千m²)

10	9	8	7	6	5	4	3	2	1	100	200	300	400	500	600	700	800	900	1,000	
																				
										서울										
										釜山										
										京畿										
										江原										
										忠北										
										忠南										
										全北										
										全南										
										慶北										
										慶南										
										濟州										

全国 許可統計總括

棟数(萬棟) (延面積: 萬m²)

										13,809		前 年 対 比		2,166,211						
										13,299				2,674,854						