

압전 MEMS 진동에너지 수집소자를 위한 졸겔 공법기반의 Pb(ZrTi)O3 박막의 특성 분석 및 평가

박종철, 박재영

마이크로/나노 소자 및 패키징 연구실, 전자공학과 광운대학교, 서울

Characterization of Sol-gel Coated Pb(ZrTi)O3 Thin film for Piezoelectric Vibration MEMS Energy Harvester

Jong C. Park and Jae Y. Park

Micro/Nano Devices & Packaging Lab. Department of Electronic Engineering, Kwangwoon University, Seoul

Abstract-In this paper, sol-gel-spin coated Pb(ZrTi)O₃ thin film with ZrO₂ buffer-layer and PbTiO₃ seed-layer was investigated for vibration MEMS energy harvester to scavenge power from ambient vibration via d₃₃ piezoelectric mode. Piezoelectric thin film deposition techniques on insulating layer is the important key for d₃₃ mode of piezoelectric vibration energy harvester. ZrO₂ buff-layer was utilized as an insulating layer. PbTiO₃ seed-layer was applied as an inter-layer between PZT and ZrO₂ layer to improve the crystalline of PZT thin film. The fabricated PZT thin film had a remanent polarization of 5.3uC/cm² and the coercive field of 60kV/cm. The fabricated energy harvester using PZT thin film with PTO seed-layer generated 1.1uW of electrical power to 2.2MΩ of load with 4.4V_{rms} from vibration of 0.39g at 528Hz.

1. Introduction

As the increase of demands for high technology devices, the chemical batteries have been met some limitations such as, life span and replacement. These limitations could result in considerable problems and costs for hazardous and harsh environment, and autonomous systems. Thus, energy harvesting from ambient energy has received much attentions.

The most familiar ambient energy is solar energy. And other examples are electromagnetic fields, thermal gradients, and etc. Among them, vibration energy is one of the most promising alternative because its harvesting has a relatively higher power density than the others, an infinite life time, and none physical connection to the outside of system and reliability from harsh environments [1].

As shown in [2], many modes of transduction could be used for energy scavenging. There have been hundreds of studies on transduction of electrical energy from vibrating beam. These results drive to consent that these approaches are the most suitable for the uW-mW scale ranged applications with low acceleration.

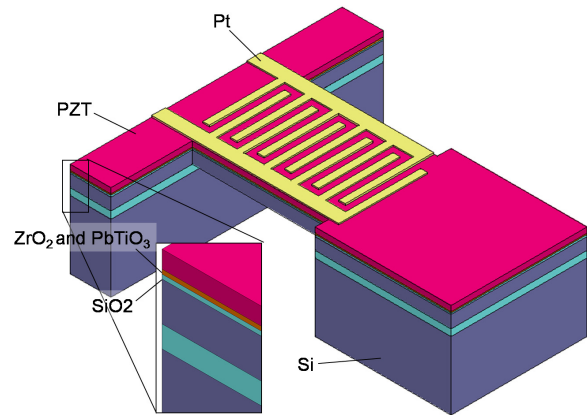
In this paper, Piezoelectric thin film deposition techniques on insulating layer is presented for d₃₃ mode of piezoelectric vibration energy harvester. ZrO₂ buff-layer is utilized as an insulating layer. PbTiO₃ seed-layer is applied as an inter-layer between PZT and ZrO₂ layer to improve the crystalline of PZT thin film. Vibration MEMS energy harvester using Pb(ZrTi)O₃ thin film with ZrO₂ buffer-layer and PbTiO₃ seed-layer is also investigated

2. Fabrication

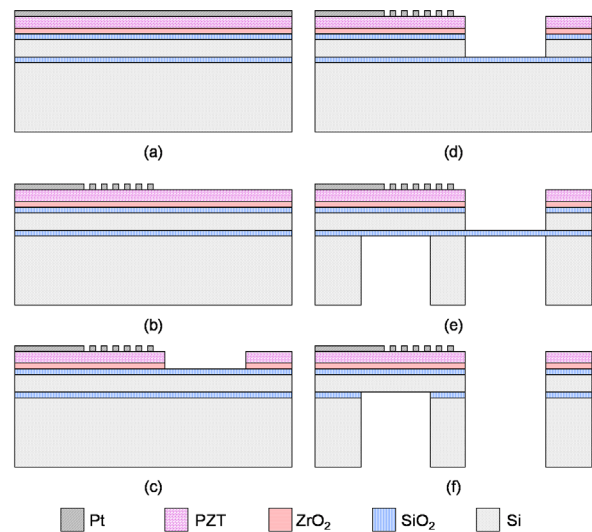
For d₃₃ mode of piezoelectric vibration energy harvester, development of piezoelectric thin film deposition techniques on insulating layer is most important key. Because the formations of perovskite phase in PZT thin film is strongly affected the piezoelectric characteristic. In order to improve crystalline and ferroelectric properties, PbTiO₃ seed layer applied between PZT thin film and Pt bottom electrode for FRAM application [3]. Because, this PbTiO₃ seed-layer helps the transformation of perovskite phase in PZT thin film with less activation energy of nucleation.

Fig. 1 presents d₃₃ mode of MEMS energy harvester using PZT thin film. The PZT thin film was deposited on SOI wafer with 10um device layer and buried silicon oxide. Firstly, ZrO₂ buffer-layer was deposited as an insulating layer and PbTiO₃ seed-layer was newly applied as an inter-layer between the ZrO₂ and PZT thin film. 1um of PZT thin film was deposited with Zr/Ti ratio of 52/48. These thin


films were processed by using sol-gel method. Pt layer was sputtered to form inter-digital electrodes with 5um of width and spacing. The Pt and PZT layer were patterned by inductively coupled plasma (ICP) dry etching technique. Si cantilever beam and proof mass were defined by front and back side silicon Deep RIE etching. Finally, the cantilever energy harvesting device was released with etching of the buried oxide. Figs. 2 shows fabrication steps of the energy harvester.



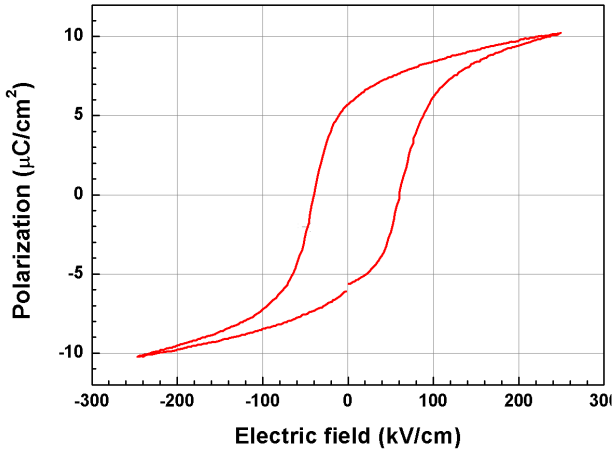
<Fig. 1> 3D structure of energy harvester using d₃₃ piezoelectric mode



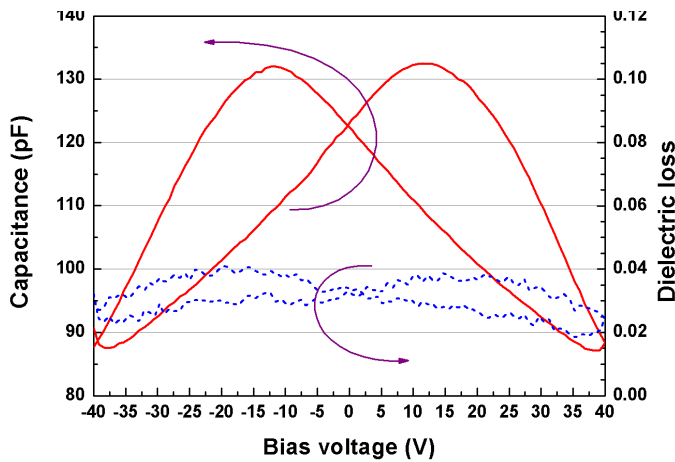
<Fig.2> Fabrication sequences: seed layer / PZT / electrode deposition (a), electrode patterning (b), PZT etching (c), Si beam patterning (d), proof mass patterning (e), and release via buried oxide etching (f).



<Fig. 3> SEM image of fabricated PZT thin film



<Fig. 4> Measured polarization and electric field curve



<Fig. 5> Measured capacitance and bias voltage characteristic

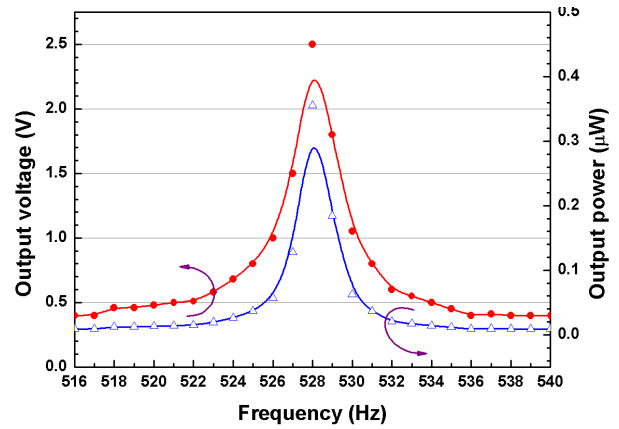
2. Experimental Results

Experiments of fabricated energy harvester were carried without polling process. Fig.3 shows FESEM image of PZT thin film with PbTiO_3 seed layer on ZrO_2 insulating layer. Firstly, the polarization characteristic of PZT thin film was measured by RT-66A measurement system of Radiant Technologies, inc. Fig. 4 and 5 show P-E hysteresis loop and CV characteristic of d_{33} mode of the fabricated PZT film on the PbTiO_3 seed layer. The fabricated PZT film has remnant polarization of $5.3\mu\text{C}/\text{cm}^2$ and the coercive field of $60\text{kV}/\text{cm}$.

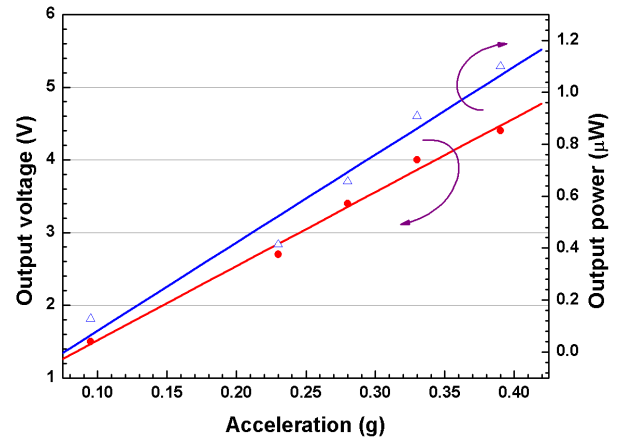
Fig. 6 shows the fabricated energy harvester. Figs. 7 and 8 show the performance characteristics of fabricated energy harvester at various vibration and accelerations with fixed load impedance. As shown in these results, the maximum power was generated to the optimum load at its resonant frequency and the developed energy harvester generated $1.1\mu\text{W}$ of electrical power from low acceleration of 0.39g . The corresponding power density was $2.8\text{mW}/\text{cm}^3\text{g}^{-1}$.



<Fig. 6> Fabricated energy harvester



<Fig. 7> Measured output voltages and powers at various excited frequencies



<Fig. 8> : Measured output voltages and powers at various accelerations

3. Conclusion

This paper presented PZT thin film for d_{33} mode of piezoelectric MEMS energy harvester which was targeted to scavenge low-level ambient vibration energy. In order to improve the crystalline of PZT thin film, PbTiO_3 seed-layer was applied as an inter-layer between PZT and ZrO_2 insulating layer. The fabricated PZT thin film showed ferroelectric properties. The fabricated energy harvesting device using this PZT thin film also showed excellent performance characteristics at low operating frequency.

In near future, we will investigate and analyze the PZT thin film for energy harvesting device to improve the output power at lower level vibration.

[참고 문헌]

- [1] S. Roundy, P. K. Wright, and J. Rabaey, "A Study of Low Level Vibrations as A Power Source for Wireless Sensor Nodes", Computer Communications, vol. 26, pp. 1131-1144, 2003.
- [2] S. R. Anton, and H. A. Sodano, "A Review of Power Harvesting Using Piezoelectric Materials (2003-2006)", Smart Materials & Structures, vol. 16, pp. R1-R21, 2007.
- [3] M. Shimizu, M. Okaniwa, H. Fujisawa, and H. Niu, "Ferroelectric Properties of $\text{Pb}(\text{Zr},\text{Ti})\text{O}_3$ Thin Films Prepared by Low-temperature MOCVD Using PbTiO_3 Seeds," J. Eur. Ceram. Soc., vol.24, pp. 1625-1628, 2004.