

BR19

Influence of Preparation Conditions on Properties of Superconductor Bi-2223 Thin Films

N. T. Mua^{1,2*}, A. Sundaresan¹, Shipra¹, C. R. Serrao¹, T. D. Hien², N. K. Man², and D. D. Dung³

¹Jawaharlal Nehru Centre for Advanced Scientific Research (JNCASR), Bangalore, India

²International Training Institute for Materials Science (ITIMS), Hanoi University of Technology, No. 1, Dai Co Viet road, Hanoi, Vietnam

³Department of Physics, University of Ulsan, Ulsan, 680-749, South Korea

*Corresponding author: N.T. Mua, e-mail: nguyenthimua@yahoo.com

From both of scientific and technology points of view, it is important to study effect of the thickness of film and substrate on the superconducting transition temperature, and also to examine thickness for the occurrence of superconducting states. In this case of high-temperature superconducting (HTS), the dimensionality of HTS has also been an interesting subject for understanding the mechanism of superconducting phenomena. Intensive studies on the preparation of high-Tc Bi₂Sr₂Ca₂Cu₃O_{10-x}(BSCCO) superconducting thin films have been reported [1]. Several fabrication techniques of Bi-2223 films have been performed, such as pulse laser deposition [2], molecular beam epitaxy [3], co-evaporation [4], metal organic chemical vapor deposition [5] etc.

We report the electrical transport properties of Bi₂Sr₂Ca₂Cu₃O_{10-x} (Bi-2223) thin films fabricated by pulsed laser deposition on SrTiO₃ substrates. The aim of the study was to investigate the influence of prepared conditions on the properties of the films. Three studied processing parameters which are deposition temperature (T_s), annealing time (t_a) and deposition rate (r) were investigated. The results show that the optimal results as critical temperature, $T_c=110$ K and critical current density, $J_c=6.2 \times 10^6$ A/cm² at 20K are obtained at $T_s=760^\circ\text{C}$, $t_a=4$ h and $r=1.5 \text{ \AA}/\text{s}$. On the other hand we investigated effect of Li doped on the Bi-2223 thin films. The resistive transition in the presence of the magnetic field exhibits a broadening induced by the magnetic field and the broadening increases with rising field. The large broadening of resistivity curve in magnetic field suggests that this phenomenon is directly related to the intrinsic superconducting properties of this kind of oxide superconductors. The sudden drop in J_c as soon as a magnetic field is applied ($H < 0.5$ Tesla) is due to the effect of Josephson weak-links at the grain boundaries.

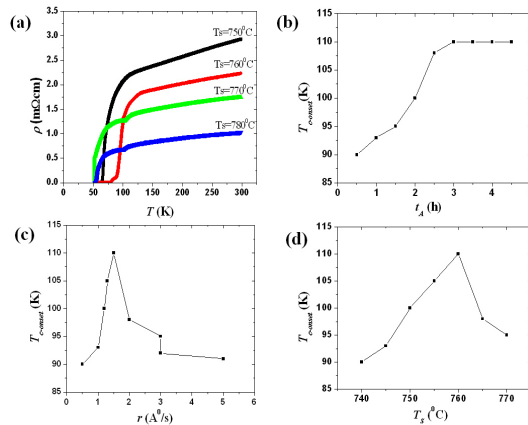


Fig. 1. (a) The temperature dependent resistivity of Bi-2223 doping Li thin films on SrTiO₃ substrate at different T_s , (b) effect of t_a , (c) effect of r , and (d) effect of T_s on the T_c of Bi-2223 thin films.

The sudden drop in J_c as soon as a magnetic field is applied ($H < 0.5$ Tesla) is due to the effect of Josephson weak-links at the grain boundaries.

REFERENCES

- [1] R.Simon, RF military electronics (RF design - August) 28 (2003).
- [2] R.Rosler *et al.*, Physica C 361, 13 (2001).
- [3] H.Fujino *et al.*, Physica C 362, 256 (2001).
- [4] X.Cui *et al.*, Physica C 351, 75 (2001).
- [5] M. Doudkowsky *et al.*, Chem. Phys. 288, 1 (1997).

BS01

Physical Properties of $\text{La}_{0.45}\text{Sr}_{0.55}\text{Mn}_{1-x}\text{Co}_x\text{O}_3$

Y. Ying¹, T. W. Eom¹, N. V. Dai¹, K. W. Kim², and Y. P. Lee^{1*}

¹Quantum Photonic Science Research Center and BK21 Program Division of Advanced Research and Education in Physics, Hanyang University, Seoul 133-791, Korea

²Dept. of Physics, Sunmoon University, Asan, Korea

*Corresponding Author: yplee@hanyang.ac.kr

The magnetic and the transport properties for $\text{La}_{0.45}\text{Sr}_{0.55}\text{Mn}_{1-x}\text{Co}_x\text{O}_3$ ($x = 0, 0.05, 0.10$ and 0.15) were investigated in this work. The samples were synthesized with the conventional solid-state reaction method. Figure 1 shows the temperature dependence of magnetization $[M(T)]$ in a 100-Oe magnetic field. The parent sample $\text{La}_{0.45}\text{Sr}_{0.55}\text{MnO}_3$ undergoes the paramagnetic-ferromagnetic transition at $T_C = 290$ K and the ferromagnetic-antiferromagnetic transition at $T_N = 191$ K. The doping of Co ions enhances the ferromagnetism and suppresses the antiferromagnetism. The temperature dependence of inverse magnetic susceptibility $[M^{-1}(T)]$ is shown in Fig. 2. The curves for all samples deviate from the Curie-Weiss linear behavior and show a sharp downturn above T_C . The deviation temperatures are the same for all doped samples ($x = 0.05, 0.10$ and 0.15), which is $T_G = 368$ K. These are the characteristics of the Griffiths singularity. We also investigated the relationship between magnetization and applied field, which further confirms the existence of Griffiths phase. The transport property measurements present that the doping of Co ions enhances the insulating properties. From the detailed analysis on these data, it can be concluded that there exists a ferromagnetic super-exchange J_2 interaction between Mn and Co ions, but that the enhancement of ferromagnetism originates mainly from the double-exchange interaction J_1 between Mn^{3+} and Mn^{4+} ions. J_1 is stronger than J_2 , and J_2 acts as a dilute interaction in the Griffiths phase.

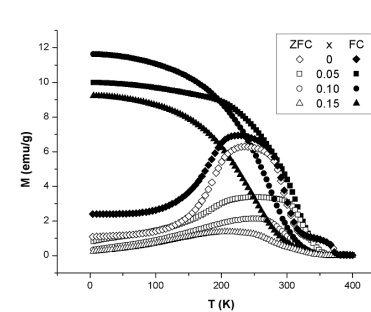


Fig. 1. Temperature dependence of the magnetization for $\text{La}_{0.45}\text{Sr}_{0.55}\text{Mn}_{1-x}\text{Co}_x\text{O}_3$.

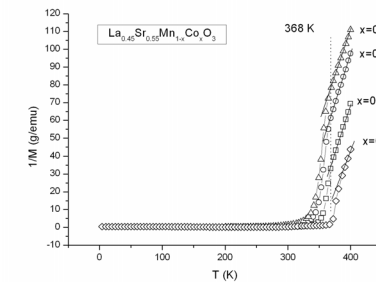


Fig. 2. Temperature dependence of the inverse magnetization for $\text{La}_{0.45}\text{Sr}_{0.55}\text{Mn}_{1-x}\text{Co}_x\text{O}_3$.