

IMPLEMENTATION OF THE MOXIBUSTION CAUTERIZER FOR PROSTATISM

Bong-Kwan Jo*, Jong-Il Bae*, Sung-Yeol Kwon*, Kyung-Il Woo*,
 Jong-Kyung Kim*, Dong-Cheol Lee*, Do Kim*, Young-Kyu Ko*, Sang-Youl Jang*,
 Bong-Jo Jo**, Ja-Sung Koo**, Dong-Young Lee**, Ho-Jin Lee**
 (Tel : +82-51-620-1434; E-mail : bkjo@pknu.ac.kr)
 *Dept. of Electrical Engineering, Pukyong National University, Pusan, Korea
 **KIJANG MEDICAL Co.,Ltd., Pusan, Korea
 (Tel : +82-51-625-8071; E-mail : kc1660@netian.com)

Abstract: The conventional direct and indirect moxibustion therapies for prostatism treatment could not be applied to the acupuncture point of CV 1(Conception Vessel Meridian 1) because of its boring body region.

In order to get rid of these problems we have suggested the moxa-pad cauterizer especially for prostatism. We have implemented the moxa-pad moxibustion cauterizer especially for the prostatism. The experimental demonstrations have been made by the stimulating the spots which are CV-1(Conception Vessel Meridian 1), B-28(Bladder Meridian 28), and CV-3(Conception Vessel Meridian 3) acupuncture points. And stimulating time was one hour with moxa-pad cauterizer.

Keywords: moxa, moxibustion, cauterizer, prostatism

1. INTRODUCTION

The conventional direct and indirect moxibustion therapies for prostatism treatment could not be applied to the acupuncture point of CV-1(Conception Vessel Meridian 1) because of its boring body region.

In order to get rid of the problems we have suggested the moxa-pad cauterizer.

And in this research, we have estimate each of the reaction of varied body heat.

2. MATERIALS and METHODS

2.1 Moxa-extract essence

Moxa-extract lotion has made up moxa and solvent handing process. And the moxa-essence has contained to a herb medicine. The moxa-pad is made up with the moxa essence and thermo transmit pad or pad of button on-off type

2.2 The constructions of the single heating-part & the multiple heating-part

The moxa-pad cauterizer is constructed with the DC power supply (5~15[V] variable voltage), the thermo transmit pads, and the thermo generating parts which have used the PTC(Positive Temperature Coefficients, (Ba_{0.8} Sr_{0.2})_{0.996} Y_{0.004} TiO₃ + 0.5_{WT} SiO₂%, wide Φ12mm, thickness 1.1mm ling type)ceramic heaters.

The thermo generating parts can be classified into the multiple heating-part and the single heating-part.

The multiple heating part is consisted with the 4 PTC ceramic heaters and it is suitable for the prostatism regional operation. The single heating part is consisted with 1 PTC ceramic heater and it is suitable for the acupuncture point.

Fig. 1 is the schematic diagram of single heating-part and moxa-pad.

The single heating-part has designed for a spot surgical operation of the skin suitable for acupuncture point.

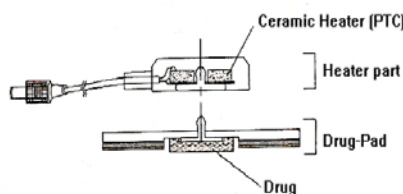


Fig. 1 The schematic diagram of single heating-part and moxa-pad

Fig. 2 is the schematic diagram of multiple heating part. This type has been designed especially for the prostatism.

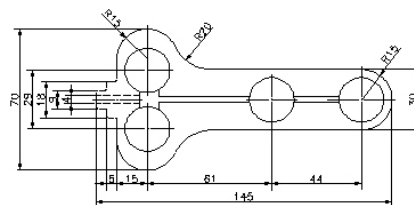


Fig. 2 The schematic diagram of multiple heating part

3. EXPERIMENT

The experiment has been done by the stimulating the spots which were CV-1(Huiyin), CV-3(Zhongji) acupuncture points of the conception vessel meridian(CV), B-28(Panguangshu)

of the bladder meridian(B), and the stimulating time was one hour with moxa-pad moxibustion cauterizer.

Fig. 3 shows CV-1(Huiyin), CV-3(Zhongji) and B-28(Pangguangshu).



Fig. 3 CV-1(Huiyin), CV-3(Zhongji) and B-28(Pangguangshu)

The experimental results are demonstrated in Fig. 4.

Fig. 4 shows the average prostatism heat thermographs prestimulation, just after stimulation, 2 hours after, and 6 hours after.

Just after stimulation the trunk average heat increased by the 0.8°C, decreased by the 1.3°C 2hours after, decreased by the 0.1°C 4hours after, and decreased by 1.7°C 6 hours after.

The pharmacological effect of the drug-pad, and the betterment of the circulation of the blood have made the body heat decreased.

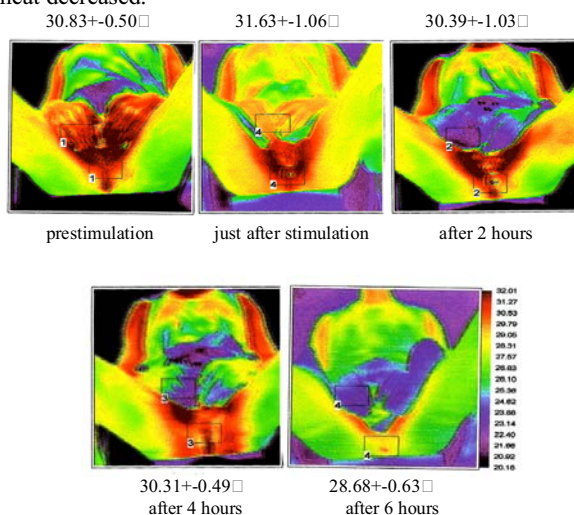


Fig. 4 Thermograph of body heat of the subject(CV-1)

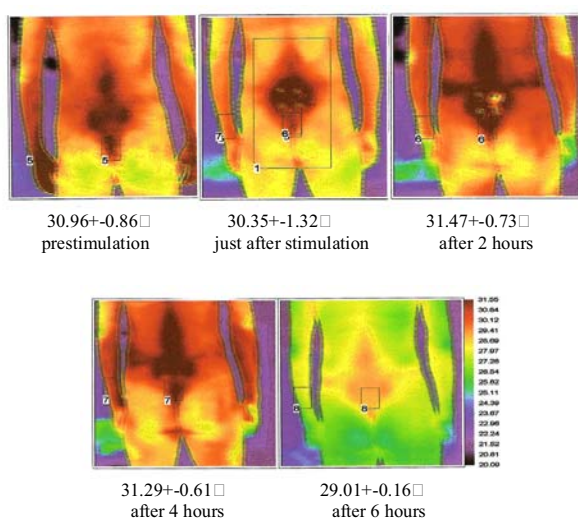


Fig. 5 Thermograph of back of the subject(CV - 3)

Fig. 5 shows the average prostatism heat thermographs prestimulation, just after stimulation, 2 hours after, 4 hours, and 6 hours after.

Just after stimulation the trunk average heat increased by the 0.6°C, decreased by the 0.1°C 2hours after, decreased by the 0.2°C 4hours after, and decreased by 2.3°C 6 hours after.

The pharmacological effect of the moxa-pad, and the betterment of the circulation of the blood have made the body heat decreased.

4. CONCLUSIONS

We have proposed that the moxa-pad moxibustion cauterizer with the heating pad was effective for prostatism by the pharmacological effect of the moxa-pad and by the betterment of the circulation of the blood.

The pharmacological effect of the moxa-pad, and the cure of the prostatitis have made the prostatism heat decreased.

REFERENCES

- [1] Masayuki Yoshikawa et al., 'Biocative constituent of chinese natural medicine I. New sesquiterpene ketones with vasorelaxant effect from chinese moxa, the pocessed levels of vrtemisia argyi LEVL. et VANT.' Chem. Parm. Bull.,44(9), 165-166(1996)
- [2] BongKwan Jo et al., 'The variation of the trunk temperature by the electrical moxa therapy method with the moxa essences using the thermography',The 4th Asia-pacific Conference on Medical and Biological Engineering, PP-474,1999
- [3] BongKwan Jo et al., Development of The Multiple Heating pad with The Artemisia Patch for Moxibustion therapy, IEEE-EMPS Asia - Pacific Conference on Biomedical Engineering, PP 740-742, 2000
- [4] BongKwan Jo et al., The Implementation of the moxa-pad Moxibustion Cauterizer with the Single Heating-Pad & the Multiple Heating-Pad, 2001 IEEE International Symposium on Industrial Electronics Proceedings, P 590- 596, 2001